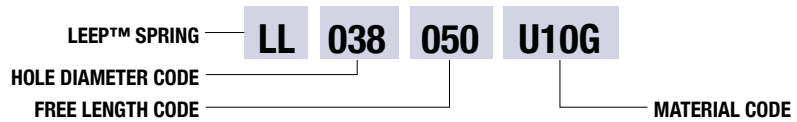


GUIDE TO LEE SPRING PART NUMBERS

LEETM PLASTIC COMPOSITE SPRINGS

pg.9

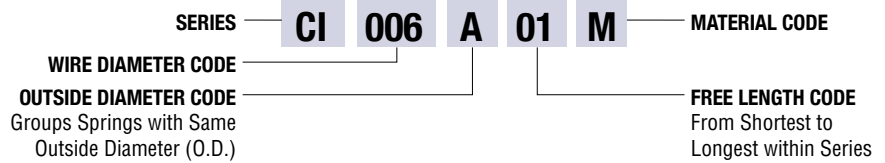


COMPRESSION SPRINGS

pg.13

Series
 BANTAM MINI SERIES (Inch)
 BANTAM MINI SERIES (Metric)
 INSTRUMENT SERIES (Inch)
 INSTRUMENT SERIES (Metric)
 LITE PRESSURE™ SERIES (Inch)
 STANDARD SERIES (Inch)
 STANDARD SERIES (Metric)
 HEAVY DUTY SERIES (Inch)
 DIN2098 PART 2
 DIN2098 PART 1
 HIGH PRESSURE SERIES (Inch)

CB
 CBM
 CI
 CIM
 LP
 LC
 LCM
 LHC
 CID
 LCD
 LHP

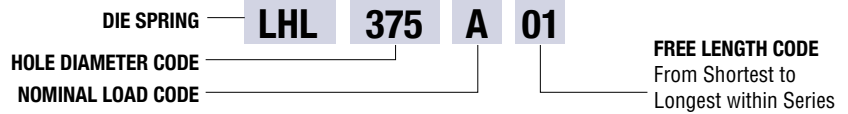


DIE SPRINGS

pg.131

MEDIUM LOAD SERIES
 MEDIUM LOAD PLUS SERIES
 MEDIUM HEAVY SERIES
 HEAVY LOAD SERIES
 EXTRA HEAVY LOAD SERIES

Load
 A
 AB
 B
 C
 D

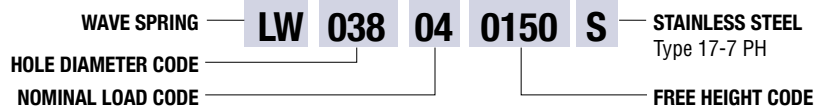


REDUX™ WAVE SPRINGS

pg.143

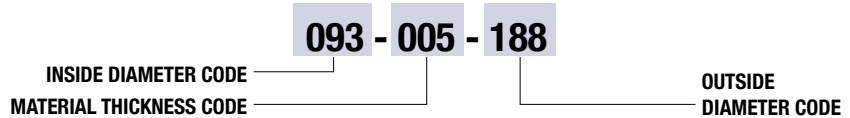
Series
 REDUX SERIES (Inch)
 REDUX SERIES (Metric)

LW
 LWM



BELLEVILLE WASHERS

pg.159

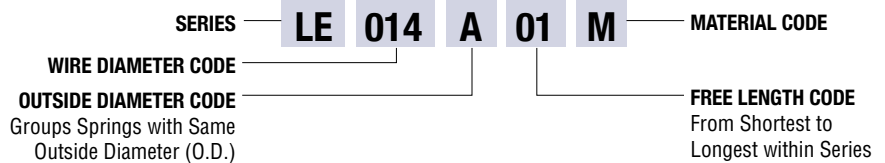


EXTENSION SPRINGS

pg.165

Series
 INSTRUMENT SERIES (Inch)
 INSTRUMENT SERIES (Metric)
 STANDARD SERIES (Inch)
 STANDARD SERIES (Metric)

EI
 EIM
 LE
 LEM

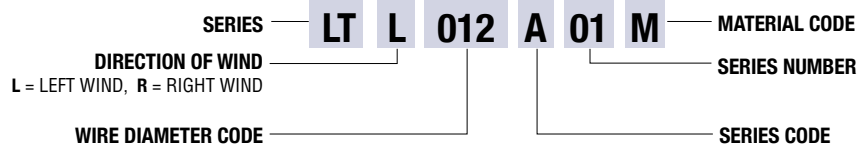


TORSION SPRINGS

pg.195

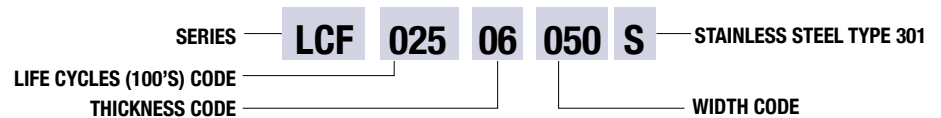
Wind
 TORSION SERIES (Inch, Left Wind)
 TORSION SERIES (Inch, Right Wind)
 TORSION SERIES (Metric, Left Wind)
 TORSION SERIES (Metric, Right Wind)

LTL
 LTR
 LTML
 LTMR



CONSTANT FORCE SPRINGS

pg.217

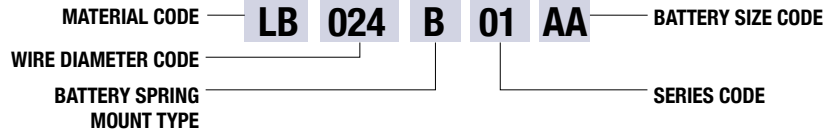


BATTERY SPRINGS

pg.219

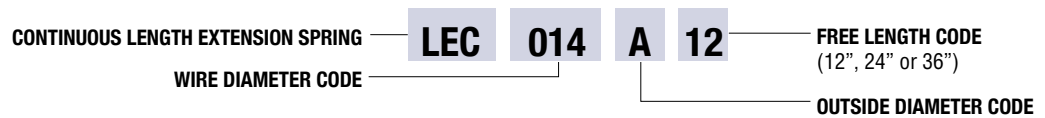
INTERIOR MOUNT SERIES
 EXTERIOR MOUNT SERIES
 ADAPTABLE MOUNT SERIES
 DOUBLE MOUNT SERIES

Mount Type
 A
 B
 C
 D



CONTINUOUS LENGTH EXTENSION SPRINGS

pg.221



Material Code: M = Music Wire S = Type 302* Stainless S316 = Type 316 Stainless E = Elgiloy® LB = Nickel Coated Music Wire
 LBC = Silver Coated Beryllium Copper *Type 302 may be substituted with Type 304 at Lee Spring's discretion.