BANTAM™ SPRINGS

Guide to using tables

Wire Diameter
in ascending order of size, within each group of outside diameters.

Load at Solid Height
the load or force required to bring all coils into contact

Free Length
the overall length of the spring in the unloaded position.

Lee Stock Number
ordering reference

Outside Diameter
arranged through the pages in ascending order of size.

Minimum Hole Diameter
required for the effective operation of the spring, allowing for manufacturing tolerances and normal working conditions.

Price Group
reference to the price list

Solid Height
Length when fully compressed.

Spring Rate
change in load or force per unit of deflection

BANTAM™ SPRINGS

● Elgiloy® cobalt-chromium-nickel alloy

LEE STOCK NUMBER	OUTSIDE DIAMETER		TO WORK IN HOLE DIAMETER MIN.		NOMINAL WIRE DIAMETER		APPROXIMATE LOAD AT SOLID HEIGHT		NOMINAL FREE LENGTH		SPRING RATE		APPROXIMATE SOLID HEIGHT		PRICE GROUP
	MM	IN	MM	IN	MM	IN	N	LB	MM	IN	N/MM	LB/IN	MM	IN	
CB0040A 01 E	0.64	0.025	0.81	0.032	0.10	0.0040	0.796	0.179	1.27	0.050	1.537	8.77	0.76	0.030	R
CB0040A 02 E									1.91	0.075	0.927	5.30	1.04	0.041	R
CB0040A 03 E									2.54	0.100	0.664	3.79	1.35	0.053	R
CB0040A 04 E									3.18	0.125	0.517	2.95	1.63	0.064	R
CB0040A 05 E									3.81	0.150	0.423	2.42	1.93	0.076	R
CB0040A 06 E									4.45	0.175	0.358	2.05	2.24	0.088	S
CB0040A 07 E									5.08	0.200	0.311	1.77	2.51	0.099	S
CB0040A 08 E									5.72	0.225	0.274	1.57	2.82	0.111	S
CB0040A 09 E									6.35	0.250	0.246	1.40	3.10	0.122	S
CB0045A 01 E					0.11	0.0045	1.161	0.261	1.27	0.050	2.690	15.36	0.84	0.033	R
CB0045A 02 E									1.91	0.075	1.597	9.12	1.17	0.046	R
CB0045A 03 E									2.54	0.100	1.135	6.48	1.52	0.060	R
CB0045A 04 E									3.18	0.125	0.881	5.03	1.85	0.073	R
CB0045A 05 E									3.81	0.150	0.719	4.11	2.21	0.087	R
CB0045A 06 E									4.45	0.175	0.608	3.47	2.54	0.100	S
CB0045A 07 E									5.08	0.200	0.526	3.01	2.87	0.113	S
CB0045A 08 E									5.72	0.225	0.464	2.65	3.23	0.127	S
CB0045A 09 E									6.35	0.250	0.415	2.37	3.56	0.140	S
CB0050A 01 E					0.13	0.0050	1.632	0.367	1.27	0.050	4.571	26.10	0.91	0.036	R
CB0050A 02 E									1.91	0.075	2.667	15.23	1.30	0.051	R
CB0050A 03 E									2.54	0.100	1.882	10.75	1.68	0.066	R
CB0050A 04 E									3.18	0.125	1.454	8.31	2.06	0.081	R
CB0050A 05 E									3.81	0.150	1.185	6.77	2.44	0.096	S
CB0050A 06 E									4.45	0.175	1.000	5.71	2.82	0.111	S
CB0050A 07 E									5.08	0.200	0.865	4.94	3.20	0.126	S
CB0050A 08 E									5.72	0.225	0.762	4.35	3.58	0.141	S
CB0050A 09 E									6.35	0.250	0.681	3.89	3.96	0.156	S
CB0055A 01 E					0.14	0.0055	2.229	0.501	1.27	0.050	7.585	43.31	0.97	0.038	R
CB0055A 02 E									1.91	0.075	4.343	24.80	1.40	0.055	R
CB0055A 03 E									2.54	0.100	3.043	17.38	1.80	0.071	R
CB0055A 04 E									3.18	0.125	2.342	13.37	2.24	0.088	R
CB0055A 05 E									3.81	0.150	1.903	10.87	2.64	0.104	R
CB0055A 06 E									4.45	0.175	1.603	9.15	3.05	0.120	S
CB0055A 07 E									5.08	0.200	1.385	7.91	3.48	0.137	S
CB0055A 08 E									5.72	0.225	1.219	6.96	3.89	0.153	S
CB0055A 09 E									6.35	0.250	1.088	6.21	4.29	0.169	S
CBM010A 01 E	0.81	0.032	1.00	0.039	0.10	0.0040	0.600	0.135	1.00	0.039	1.281	7.31	0.53	0.021	S
CBM010A 02 E									2.00	0.079	0.525	3.00	0.86	0.034	S
CBM010A 03 E									3.00	0.118	0.330	1.89	1.19	0.047	S
CBM010A 04 E									4.00	0.157	0.241	1.38	1.50	0.059	S
CBM010A 05 E									5.00	0.197	0.190	1.08	1.83	0.072	S
CBM010A 06 E									6.00	0.236	0.156	0.89	2.16	0.085	S
CBM010A 07 E									7.00	0.276	0.133	0.76	2.49	0.098	S
CBM010A 08 E									8.00	0.315	0.116	0.66	2.82	0.111	S
CBM010A 09 E									9.00	0.354	0.102	0.59	3.15	0.124	S
CBM011A 01 E					0.11	0.0045	0.900	0.202	1.00	0.039	2.211	12.62	0.58	0.023	S
CBM011A 02 E									2.00	0.079	0.876	5.00	0.97	0.038	S
CBM011A 03 E									3.00	0.118	0.547	3.12	1.35	0.053	S
CBM011A 04 E									4.00	0.157	0.397	2.27	1.73	0.068	S
CBM011A 05 E									5.00	0.197	0.312	1.78	2.11	0.083	S
CBM011A 06 E									6.00	0.236	0.257	1.47	2.49	0.098	S
CBM011A 07 E									7.00	0.276	0.218	1.25	2.87	0.113	S
CBM011A 08 E									8.00	0.315	0.190	1.08	3.25	0.128	S
CBM011A 09 E									9.00	0.354	0.168	0.96	3.63	0.143	S
CBM013A 01 E					0.13	0.0050	1.200	0.270	1.00	0.039	3.536	20.19	0.66	0.026	S
CBM013A 02 E									2.00	0.079	1.352	7.72	1.12	0.044	S
CBM013A 03 E									3.00	0.118	0.836	4.77	1.57	0.062	S
CBM013A 04 E									4.00	0.157	0.605	3.46	2.01	0.079	S
CBM013A 05 E									5.00	0.197	0.474	2.71	2.46	0.097	S
CBM013A 06 E									6.00	0.236	0.389	2.22	2.92	0.115	S
CBM013A 07 E									7.00	0.276	0.331	1.89	3.38	0.133	S
CBM013A 08 E									8.00	0.315	0.287	1.64	3.81	0.150	S
CBM013A 09 E									9.00	0.354	0.254	1.45	4.27	0.168	S

– 14 Lee Spring leespring.co.uk • Call: +44 (0)118 978 1800 • Fax: +44 (0)118 977 4832 • Email: sales@leespring.co.uk

ADDITIONAL INFORMATION

1. Bantam™ Mini compression springs combine impressive strength with corrosion resistance.
2. While our smallest Bantam™ Mini spring features a wire diameter size of 0.10 mm (0.0040”), just slightly thicker than a human hair, the range extends up to 0.14 mm (0.0055”) in standard outside diameters of 0.64 mm (0.025”) to 1.65 mm (0.065”).
3. To meet the performance needs of a diverse range of applications these springs are manufactured in Elgiloy®, a cobalt-chromium-nickel alloy known for its high strength. Elgiloy® is 10% stronger than Type 316 stainless steel and exhibits superior corrosion resistance. In addition it performs well in temperatures up to 454°C (850°F) and is non-magnetic.
4. Custom designs in Elgiloy® and other alloys are available.

BANTAM™ SPRINGS

● Elgiloy® cobalt-chromium-nickel alloy

LEE STOCK NUMBER	OUTSIDE DIAMETER		TO WORK IN HOLE DIAMETER MIN.		NOMINAL WIRE DIAMETER		APPROXIMATE LOAD AT SOLID HEIGHT		NOMINAL FREE LENGTH		SPRING RATE		APPROXIMATE SOLID HEIGHT		PRICE GROUP
	MM	IN	MM	IN	MM	IN	N	LB	MM	IN	N/MM	LB/IN	MM	IN	
CB0040A 01 E	0.64	0.025	0.81	0.032	0.10	0.0040	0.796	0.179	1.27	0.050	1.537	8.78	0.76	0.030	R
CB0040A 02 E									1.91	0.075	0.927	5.30	1.04	0.041	R
CB0040A 03 E									2.54	0.100	0.664	3.79	1.35	0.053	R
CB0040A 04 E									3.18	0.125	0.517	2.95	1.63	0.064	R
CB0040A 05 E									3.81	0.150	0.423	2.42	1.93	0.076	R
CB0040A 06 E									4.45	0.175	0.358	2.05	2.24	0.088	S
CB0040A 07 E									5.08	0.200	0.311	1.77	2.51	0.099	S
CB0040A 08 E									5.72	0.225	0.274	1.57	2.82	0.111	S
CB0040A 09 E									6.35	0.250	0.246	1.40	3.10	0.122	S
CB0045A 01 E					0.11	0.0045	1.161	0.261	1.27	0.050	2.690	15.36	0.84	0.033	R
CB0045A 02 E									1.91	0.075	1.597	9.12	1.17	0.046	R
CB0045A 03 E									2.54	0.100	1.135	6.48	1.52	0.060	R
CB0045A 04 E									3.18	0.125	0.881	5.03	1.85	0.073	R
CB0045A 05 E									3.81	0.150	0.719	4.11	2.21	0.087	R
CB0045A 06 E									4.45	0.175	0.608	3.47	2.54	0.100	S
CB0045A 07 E									5.08	0.200	0.526	3.01	2.87	0.113	S
CB0045A 08 E									5.72	0.225	0.464	2.65	3.23	0.127	S
CB0045A 09 E									6.35	0.250	0.415	2.37	3.56	0.140	S
CB0050A 01 E					0.13	0.0050	1.632	0.367	1.27	0.050	4.571	26.10	0.91	0.036	R
CB0050A 02 E									1.91	0.075	2.667	15.23	1.30	0.051	R
CB0050A 03 E									2.54	0.100	1.882	10.75	1.68	0.066	R
CB0050A 04 E									3.18	0.125	1.454	8.31	2.06	0.081	R
CB0050A 05 E									3.81	0.150	1.185	6.77	2.44	0.096	R
CB0050A 06 E									4.45	0.175	1.000	5.71	2.82	0.111	S
CB0050A 07 E									5.08	0.200	0.865	4.94	3.20	0.126	S
CB0050A 08 E									5.72	0.225	0.762	4.35	3.58	0.141	S
CB0050A 09 E									6.35	0.250	0.681	3.89	3.96	0.156	S
CB0055A 01 E					0.14	0.0055	2.229	0.501	1.27	0.050	7.585	43.31	0.97	0.038	R
CB0055A 02 E									1.91	0.075	4.343	24.80	1.40	0.055	R
CB0055A 03 E									2.54	0.100	3.043	17.38	1.80	0.071	R
CB0055A 04 E									3.18	0.125	2.342	13.37	2.24	0.088	R
CB0055A 05 E									3.81	0.150	1.903	10.87	2.64	0.104	R
CB0055A 06 E									4.45	0.175	1.603	9.15	3.05	0.120	S
CB0055A 07 E									5.08	0.200	1.385	7.91	3.48	0.137	S
CB0055A 08 E									5.72	0.225	1.219	6.96	3.89	0.153	S
CB0055A 09 E									6.35	0.250	1.088	6.21	4.29	0.169	S
CBM010A 01 E	0.81	0.032	1.00	0.039	0.10	0.0040	0.600	0.135	1.00	0.039	1.281	7.31	0.53	0.021	S
CBM010A 02 E									2.00	0.079	0.525	3.00	0.86	0.034	S
CBM010A 03 E									3.00	0.118	0.330	1.89	1.19	0.047	S
CBM010A 04 E									4.00	0.157	0.241	1.38	1.50	0.059	S
CBM010A 05 E									5.00	0.197	0.190	1.08	1.83	0.072	S
CBM010A 06 E									6.00	0.236	0.156	0.89	2.16	0.085	S
CBM010A 07 E									7.00	0.276	0.133	0.76	2.49	0.098	S
CBM010A 08 E									8.00	0.315	0.116	0.66	2.82	0.111	S
CBM010A 09 E									9.00	0.354	0.102	0.59	3.15	0.124	S
CBM011A 01 E					0.11	0.0045	0.900	0.202	1.00	0.039	2.211	12.62	0.58	0.023	S
CBM011A 02 E									2.00	0.079	0.876	5.00	0.97	0.038	S
CBM011A 03 E									3.00	0.118	0.547	3.12	1.35	0.053	S
CBM011A 04 E									4.00	0.157	0.397	2.27	1.73	0.068	S
CBM011A 05 E									5.00	0.197	0.312	1.78	2.11	0.083	S
CBM011A 06 E									6.00	0.236	0.257	1.47	2.49	0.098	S
CBM011A 07 E									7.00	0.276	0.218	1.25	2.87	0.113	S
CBM011A 08 E									8.00	0.315	0.190	1.08	3.25	0.128	S
CBM011A 09 E									9.00	0.354	0.168	0.96	3.63	0.143	S
CBM013A 01 E					0.13	0.0050	1.200	0.270	1.00	0.039	3.536	20.19	0.66	0.026	S
CBM013A 02 E									2.00	0.079	1.352	7.72	1.12	0.044	S
CBM013A 03 E									3.00	0.118	0.836	4.77	1.57	0.062	S
CBM013A 04 E									4.00	0.157	0.605	3.46	2.01	0.079	S
CBM013A 05 E									5.00	0.197	0.474	2.71	2.46	0.097	S
CBM013A 06 E									6.00	0.236	0.389	2.22	2.92	0.115	S
CBM013A 07 E									7.00	0.276	0.331	1.89	3.38	0.133	S
CBM013A 08 E									8.00	0.315	0.287	1.64	3.81	0.150	S
CBM013A 09 E									9.00	0.354	0.254	1.45	4.27	0.168	S

BANTAM™ SPRINGS

● Elgiloy® cobalt-chromium-nickel alloy

LEE STOCK NUMBER	OUTSIDE DIAMETER		TO WORK IN HOLE DIAMETER MIN.		NOMINAL WIRE DIAMETER		APPROXIMATE LOAD AT SOLID HEIGHT		NOMINAL FREE LENGTH		SPRING RATE		APPROXIMATE SOLID HEIGHT		PRICE GROUP
	MM	IN	MM	IN	MM	IN	N	LB	MM	IN	N/MM	LB/IN	MM	IN	
CBM014A 01 E	0.81	0.032	1.00	0.039	0.14	0.0055	1.600	0.360	1.00	0.039	5.655	32.29	0.71	0.028	S
CBM014A 02 E									2.00	0.079	2.078	11.86	1.22	0.048	S
CBM014A 03 E									3.00	0.118	1.273	7.27	1.75	0.069	S
CBM014A 04 E									4.00	0.157	0.917	5.24	2.26	0.089	S
CBM014A 05 E									5.00	0.197	0.717	4.09	2.77	0.109	S
CBM014A 06 E									6.00	0.236	0.588	3.36	3.28	0.129	S
CBM014A 07 E									7.00	0.276	0.499	2.85	3.78	0.149	S
CBM014A 08 E									8.00	0.315	0.433	2.47	4.32	0.170	S
CBM014A 09 E									9.00	0.354	0.383	2.19	4.83	0.190	S
CB0040B 01 E	1.02	0.040	1.19	0.047	0.10	0.0040	0.463	0.104	2.54	0.100	0.269	1.53	0.81	0.032	R
CB0040B 02 E									3.81	0.150	0.171	0.98	1.09	0.043	R
CB0040B 03 E									5.08	0.200	0.126	0.72	1.40	0.055	R
CB0040B 04 E									6.35	0.250	0.099	0.57	1.68	0.066	R
CB0040B 05 E									7.62	0.300	0.082	0.47	1.98	0.078	R
CB0040B 06 E									8.89	0.350	0.070	0.40	2.26	0.089	S
CB0040B 07 E									10.16	0.400	0.061	0.35	2.54	0.100	S
CB0040B 08 E									11.43	0.450	0.054	0.31	2.84	0.112	S
CB0040B 09 E									12.70	0.500	0.049	0.28	3.12	0.123	S
CB0045B 01 E					0.11	0.0045	0.672	0.151	2.54	0.100	0.422	2.41	0.94	0.037	R
CB0045B 02 E									3.81	0.150	0.267	1.53	1.30	0.051	R
CB0045B 03 E									5.08	0.200	0.196	1.12	1.65	0.065	R
CB0045B 04 E									6.35	0.250	0.154	0.88	2.01	0.079	R
CB0045B 05 E									7.62	0.300	0.127	0.73	2.36	0.093	R
CB0045B 06 E									8.89	0.350	0.108	0.62	2.72	0.107	S
CB0045B 07 E									10.16	0.400	0.094	0.54	3.07	0.121	S
CB0045B 08 E									11.43	0.450	0.084	0.48	3.40	0.134	S
CB0045B 09 E									12.70	0.500	0.075	0.43	3.76	0.148	S
CB0050B 01 E					0.13	0.0050	0.934	0.210	2.54	0.100	0.642	3.67	1.09	0.043	R
CB0050B 02 E									3.81	0.150	0.404	2.31	1.50	0.059	R
CB0050B 03 E									5.08	0.200	0.295	1.68	1.93	0.076	R
CB0050B 04 E									6.35	0.250	0.232	1.33	2.34	0.092	R
CB0050B 05 E									7.62	0.300	0.191	1.09	2.74	0.108	R
CB0050B 06 E									8.89	0.350	0.163	0.93	3.18	0.125	S
CB0050B 07 E									10.16	0.400	0.142	0.81	3.58	0.141	S
CB0050B 08 E									11.43	0.450	0.125	0.72	3.99	0.157	S
CB0050B 09 E									12.70	0.500	0.112	0.64	4.42	0.174	S
CB0055B 01 E					0.14	0.0055	1.259	0.283	2.54	0.100	0.953	5.44	1.22	0.048	R
CB0055B 02 E									3.81	0.150	0.596	3.41	1.70	0.067	R
CB0055B 03 E									5.08	0.200	0.434	2.48	2.18	0.086	R
CB0055B 04 E									6.35	0.250	0.341	1.95	2.67	0.105	R
CB0055B 05 E									7.62	0.300	0.281	1.60	3.15	0.124	R
CB0055B 06 E									8.89	0.350	0.239	1.36	3.61	0.142	S
CB0055B 07 E									10.16	0.400	0.208	1.19	4.09	0.161	S
CB0055B 08 E									11.43	0.450	0.184	1.05	4.57	0.180	S
CB0055B 09 E									12.70	0.500	0.165	0.94	5.05	0.199	S
CBM010B 01 E	1.32	0.052	1.50	0.059	0.10	0.0040	0.350	0.079	2.00	0.079	0.241	1.38	0.53	0.021	S
CBM010B 02 E									3.00	0.118	0.151	0.86	0.69	0.027	S
CBM010B 03 E									4.00	0.157	0.110	0.63	0.84	0.033	S
CBM010B 04 E									5.00	0.197	0.087	0.50	0.97	0.038	S
CBM010B 05 E									6.00	0.236	0.072	0.41	1.12	0.044	S
CBM010B 06 E									7.00	0.276	0.061	0.35	1.24	0.049	S
CBM010B 07 E									8.00	0.315	0.053	0.30	1.40	0.055	S
CBM010B 08 E									9.00	0.354	0.047	0.27	1.52	0.060	S
CBM010B 09 E									10.00	0.394	0.042	0.24	1.68	0.066	S
CBM011B 01 E					0.11	0.0045	0.500	0.112	2.00	0.079	0.366	2.09	0.64	0.025	S
CBM011B 02 E									3.00	0.118	0.229	1.31	0.81	0.032	S
CBM011B 03 E									4.00	0.157	0.166	0.95	0.99	0.039	S
CBM011B 04 E									5.00	0.197	0.130	0.74	1.17	0.046	S
CBM011B 05 E									6.00	0.236	0.107	0.61	1.35	0.053	S
CBM011B 06 E									7.00	0.276	0.091	0.52	1.52	0.060	S
CBM011B 07 E									8.00	0.315	0.079	0.45	1.70	0.067	S
CBM011B 08 E									9.00	0.354	0.070	0.40	1.88	0.074	S
CBM011B 09 E									10.00	0.394	0.063	0.36	2.06	0.081	S

BANTAM™ SPRINGS

● Elgiloy® cobalt-chromium-nickel alloy

LEE STOCK NUMBER	OUTSIDE DIAMETER		TO WORK IN HOLE DIAMETER MIN.		NOMINAL WIRE DIAMETER		APPROXIMATE LOAD AT SOLID HEIGHT		NOMINAL FREE LENGTH		SPRING RATE		APPROXIMATE SOLID HEIGHT		PRICE GROUP
	MM	IN	MM	IN	MM	IN	N	LB	MM	IN	N/MM	LB/IN	MM	IN	
CBM013B 01 E	1.32	0.052	1.50	0.059	0.13	0.0050	0.700	0.157	2.00	0.079	0.548	3.13	0.71	0.028	S
CBM013B 02 E									3.00	0.118	0.339	1.94	0.94	0.037	S
CBM013B 03 E									4.00	0.157	0.245	1.40	1.14	0.045	S
CBM013B 04 E									5.00	0.197	0.192	1.10	1.35	0.053	S
CBM013B 05 E									6.00	0.236	0.158	0.90	1.57	0.062	S
CBM013B 06 E									7.00	0.276	0.134	0.77	1.78	0.070	S
CBM013B 07 E									8.00	0.315	0.116	0.67	1.98	0.078	S
CBM013B 08 E									9.00	0.354	0.103	0.59	2.21	0.087	S
CBM013B 09 E									10.00	0.394	0.092	0.53	2.41	0.095	S
CBM014B 01 E					0.14	0.0055	0.950	0.214	2.00	0.079	0.798	4.56	0.81	0.032	S
CBM014B 02 E									3.00	0.118	0.489	2.79	1.07	0.042	S
CBM014B 03 E									4.00	0.157	0.352	2.01	1.30	0.051	S
CBM014B 04 E									5.00	0.197	0.275	1.57	1.55	0.061	S
CBM014B 05 E									6.00	0.236	0.226	1.29	1.80	0.071	S
CBM014B 06 E									7.00	0.276	0.192	1.10	2.06	0.081	S
CBM014B 07 E									8.00	0.315	0.166	0.95	2.29	0.090	S
CBM014B 08 E									9.00	0.354	0.147	0.84	2.54	0.100	S
CBM014B 09 E									10.00	0.394	0.132	0.75	2.79	0.110	S
CB0040C 01 E	1.45	0.057	1.60	0.063	0.10	0.0040	0.316	0.071	3.18	0.125	0.125	0.71	0.66	0.026	R
CB0040C 02 E									4.78	0.188	0.080	0.46	0.84	0.033	R
CB0040C 03 E									6.35	0.250	0.059	0.34	1.02	0.040	R
CB0040C 04 E									7.95	0.313	0.047	0.27	1.22	0.048	R
CB0040C 05 E									9.53	0.375	0.039	0.22	1.40	0.055	R
CB0040C 06 E									11.13	0.438	0.033	0.19	1.60	0.063	S
CB0040C 07 E									12.70	0.500	0.029	0.17	1.78	0.070	S
CB0040C 08 E									14.30	0.563	0.026	0.15	1.98	0.078	S
CB0040C 09 E									15.88	0.625	0.023	0.13	2.16	0.085	S
CB0045C 01 E					0.11	0.0045	0.454	0.102	3.18	0.125	0.188	1.07	0.76	0.030	R
CB0045C 02 E									4.78	0.188	0.120	0.69	1.02	0.040	R
CB0045C 03 E									6.35	0.250	0.089	0.51	1.24	0.049	R
CB0045C 04 E									7.95	0.313	0.070	0.40	1.47	0.058	R
CB0045C 05 E									9.53	0.375	0.058	0.33	1.70	0.067	R
CB0045C 06 E									11.13	0.438	0.049	0.28	1.96	0.077	S
CB0045C 07 E									12.70	0.500	0.043	0.25	2.18	0.086	S
CB0045C 08 E									14.30	0.563	0.038	0.22	2.41	0.095	S
CB0045C 09 E									15.88	0.625	0.034	0.20	2.67	0.105	S
CB0050C 01 E					0.13	0.0050	0.627	0.141	3.18	0.125	0.274	1.57	0.89	0.035	R
CB0050C 02 E									4.78	0.188	0.174	1.00	1.17	0.046	R
CB0050C 03 E									6.35	0.250	0.128	0.73	1.45	0.057	R
CB0050C 04 E									7.95	0.313	0.101	0.58	1.75	0.069	R
CB0050C 05 E									9.53	0.375	0.084	0.48	2.03	0.080	R
CB0050C 06 E									11.13	0.438	0.071	0.41	2.31	0.091	S
CB0050C 07 E									12.70	0.500	0.062	0.36	2.62	0.103	S
CB0050C 08 E									14.30	0.563	0.055	0.31	2.90	0.114	S
CB0050C 09 E									15.88	0.625	0.049	0.28	3.18	0.125	S
CB0055C 01 E					0.14	0.0055	0.845	0.190	3.18	0.125	0.389	2.22	1.02	0.040	R
CB0055C 02 E									4.78	0.188	0.246	1.41	1.35	0.053	R
CB0055C 03 E									6.35	0.250	0.181	1.03	1.68	0.066	R
CB0055C 04 E									7.95	0.313	0.142	0.81	2.03	0.080	R
CB0055C 05 E									9.53	0.375	0.118	0.67	2.36	0.093	R
CB0055C 06 E									11.13	0.438	0.100	0.57	2.72	0.107	S
CB0055C 07 E									12.70	0.500	0.087	0.50	3.05	0.120	S
CB0055C 08 E									14.30	0.563	0.077	0.44	3.38	0.133	S
CB0055C 09 E									15.88	0.625	0.069	0.40	3.73	0.147	S
CBM010C 01 E	1.65	0.065	1.80	0.071	0.10	0.0040	0.250	0.056	3.00	0.118	0.103	0.59	0.58	0.023	S
CBM010C 02 E									4.00	0.157	0.075	0.43	0.69	0.027	S
CBM010C 03 E									5.00	0.197	0.059	0.34	0.79	0.031	S
CBM010C 04 E									6.00	0.236	0.049	0.28	0.89	0.035	S
CBM010C 05 E									7.00	0.276	0.042	0.24	0.99	0.039	S
CBM010C 06 E									8.00	0.315	0.036	0.21	1.09	0.043	S
CBM010C 07 E									9.00	0.354	0.032	0.18	1.19	0.047	S
CBM010C 08 E									10.00	0.394	0.029	0.16	1.30	0.051	S
CBM010C 09 E									12.00	0.472	0.024	0.14	1.50	0.059	S

BANTAM™ SPRINGS

● Elgiloy® cobalt-chromium-nickel alloy

LEE STOCK NUMBER	OUTSIDE DIAMETER		TO WORK IN HOLE DIAMETER MIN.		NOMINAL WIRE DIAMETER		APPROXIMATE LOAD AT SOLID HEIGHT		NOMINAL FREE LENGTH		SPRING RATE		APPROXIMATE SOLID HEIGHT		PRICE GROUP
	MM	IN	MM	IN	MM	IN	N	LB	MM	IN	N/MM	LB/IN	MM	IN	
CBM011C 01 E	1.65	0.065	1.80	0.071	0.11	0.0045	0.400	0.090	3.00	0.118	0.170	0.97	0.64	0.025	S
CBM011C 02 E									4.00	0.157	0.124	0.71	0.76	0.030	S
CBM011C 03 E									5.00	0.197	0.097	0.55	0.89	0.035	S
CBM011C 04 E									6.00	0.236	0.080	0.46	0.99	0.039	S
CBM011C 05 E									7.00	0.276	0.068	0.39	1.12	0.044	S
CBM011C 06 E									8.00	0.315	0.059	0.34	1.22	0.048	S
CBM011C 07 E									9.00	0.354	0.052	0.30	1.35	0.053	S
CBM011C 08 E									10.00	0.394	0.047	0.27	1.45	0.057	S
CBM011C 09 E									12.00	0.472	0.039	0.22	1.68	0.066	S
CBM013C 01 E					0.13	0.0050	0.550	0.124	3.00	0.118	0.244	1.40	0.76	0.030	S
CBM013C 02 E									4.00	0.157	0.177	1.01	0.89	0.035	S
CBM013C 03 E									5.00	0.197	0.139	0.79	1.04	0.041	S
CBM013C 04 E									6.00	0.236	0.114	0.65	1.17	0.046	S
CBM013C 05 E									7.00	0.276	0.097	0.55	1.32	0.052	S
CBM013C 06 E									8.00	0.315	0.084	0.48	1.45	0.057	S
CBM013C 07 E									9.00	0.354	0.074	0.42	1.60	0.063	S
CBM013C 08 E									10.00	0.394	0.067	0.38	1.73	0.068	S
CBM013C 09 E									12.00	0.472	0.055	0.32	2.01	0.079	S
CBM014C 01 E					0.14	0.0055	0.700	0.157	3.00	0.118	0.329	1.88	0.86	0.034	S
CBM014C 02 E									4.00	0.157	0.237	1.35	1.04	0.041	S
CBM014C 03 E									5.00	0.197	0.185	1.06	1.22	0.048	S
CBM014C 04 E									6.00	0.236	0.152	0.87	1.40	0.055	S
CBM014C 05 E									7.00	0.276	0.129	0.74	1.57	0.062	S
CBM014C 06 E									8.00	0.315	0.112	0.64	1.75	0.069	S
CBM014C 07 E									9.00	0.354	0.099	0.57	1.93	0.076	S
CBM014C 08 E									10.00	0.394	0.089	0.51	2.11	0.083	S
CBM014C 09 E									12.00	0.472	0.073	0.42	2.44	0.096	S

COMPRESSION SPRINGS: LITE PRESSURE

Guide to using tables

Maximum Rod Diameter
over which the spring will effectively operate, allowing for working conditions and manufacturing tolerances.

Wire Diameter
in ascending order of size, within each group of outside diameters.

Pressure
the maximum pressure occurring at 80% of maximum available deflection.

Load at Solid Height
the load or force required to bring all the coils into contact.

Lee Stock Number
ordering reference.

Price Group
reference to the price list

Solid Height
Length when fully compressed.

Outside Diameter
arranged through the pages in ascending order of size.

Spring Rate
change in load or force per unit of deflection.

Minimum Hole Diameter
required for the effective operation of the spring, allowing for manufacturing tolerances and normal working conditions.

Free Length
the overall length of the spring in the unloaded position.

COMPRESSION SPRINGS: LITE PRESSURE

● End Coils Closed ● Stainless Steel (Passivated. Ultrasonically Cleaned)

LEE STOCK NUMBER	OUTSIDE DIAMETER		TO WORK IN HOLE DIA. MIN		TO WORK OVER ROD DIA. MAX.		WIRE DIAMETER		PRESSURE @ 80% DEFLECTION		LOAD AT SOLID HEIGHT		FREE LENGTH		SPRING RATE		SOLID HEIGHT		PRICE GROUP S316 Stainless
	MM	IN	MM	IN	MM	IN	MM	IN	kPA	PSI	N	LB	MM	IN	N/MM	LB/IN	MM	IN	S316
LP 008A 01	5.54	0.218	5.94	0.234	3.96	0.156	0.20	0.008	7	1	0.24	0.054	7.95	0.313	0.035	0.200	1.17	0.046	Q
LP 008A 02													12.70	0.500	0.021	0.120	1.52	0.060	Q
LP 008A 03													15.88	0.625	0.017	0.097	1.78	0.070	Q
LP 008A 04													19.05	0.750	0.014	0.080	2.01	0.079	Q
LP 008A 05													25.40	1.000	0.011	0.060	2.49	0.098	Q
LP 008A 06													31.75	1.250	0.008	0.047	2.97	0.117	Q
LP 010A 01					3.96	0.156	0.25	0.010	14	2	0.48	0.108	7.95	0.313	0.075	0.429	1.57	0.062	Q
LP 010A 02													12.70	0.500	0.045	0.258	2.13	0.084	Q
LP 010A 03													15.88	0.625	0.036	0.204	2.49	0.098	Q
LP 010A 04													19.05	0.750	0.029	0.169	2.84	0.112	Q
LP 010A 05													25.40	1.000	0.022	0.125	3.58	0.141	Q
LP 010A 06													31.75	1.250	0.018	0.100	4.32	0.170	Q
LP 011A 01					3.96	0.156	0.28	0.011	21	3	0.72	0.161	7.95	0.313	0.115	0.657	1.73	0.068	Q
LP 011A 02													12.70	0.500	0.069	0.394	2.31	0.091	Q
LP 011A 03													15.88	0.625	0.054	0.308	2.69	0.106	Q
LP 011A 04													19.05	0.750	0.045	0.258	3.07	0.121	Q
LP 011A 05													25.40	1.000	0.033	0.190	3.86	0.152	Q
LP 011A 06													31.75	1.250	0.026	0.151	4.65	0.183	Q
LP 012A 01					3.96	0.156	0.30	0.012	28	4	0.96	0.215	7.95	0.313	0.158	0.905	1.91	0.075	Q
LP 012A 02													12.70	0.500	0.095	0.540	2.59	0.102	Q
LP 012A 03													15.88	0.625	0.074	0.425	3.05	0.120	Q
LP 012A 04													19.05	0.750	0.061	0.351	3.48	0.137	Q
LP 012A 05													25.40	1.000	0.046	0.260	4.39	0.173	Q
LP 012A 06													31.75	1.250	0.036	0.206	5.28	0.208	Q
LP 013A 01					3.96	0.156	0.33	0.013	35	5	1.20	0.269	7.95	0.313	0.172	0.981	2.39	0.094	Q
LP 013A 02													12.70	0.500	0.102	0.583	3.33	0.131	Q
LP 013A 03													15.88	0.625	0.080	0.459	3.96	0.156	Q
LP 013A 04													19.05	0.750	0.066	0.378	4.60	0.181	Q
LP 013A 05													25.40	1.000	0.049	0.280	5.89	0.232	Q
LP 013A 06													31.75	1.250	0.039	0.222	7.16	0.282	Q
LP 010B 01	6.10	0.240	6.35	0.250	4.78	0.188	0.25	0.010	7	1	0.27	0.061	7.95	0.313	0.044	0.253	1.80	0.071	Q
LP 010B 02													12.70	0.500	0.027	0.152	2.46	0.097	Q
LP 010B 03													15.88	0.625	0.021	0.120	2.92	0.115	
LP 010B 04													19.05	0.750	0.017	0.099	3.38	0.133	Q
LP 010B 05													25.40	1.000	0.013	0.074	4.29	0.169	R
LP 010B 06													31.75	1.250	0.010	0.059	5.21	0.205	R
LP 011B 01					4.78	0.188	0.28	0.011	14	2	0.55	0.123	7.95	0.313	0.087	0.498	1.70	0.067	Q
LP 011B 02													12.70	0.500	0.052	0.299	2.26	0.089	Q
LP 011B 03													15.88	0.625	0.041	0.236	2.64	0.104	Q
LP 011B 04													19.05	0.750	0.034	0.195	3.02	0.119	Q
LP 011B 05													25.40	1.000	0.025	0.144	3.78	0.149	R
LP 011B 06													31.75	1.250	0.020	0.115	4.55	0.179	R
LP 012B 01					4.78	0.188	0.30	0.012	21	3	0.82	0.184	7.95	0.313	0.133	0.759	1.80	0.071	Q
LP 012B 02													12.70	0.500	0.079	0.453	2.39	0.094	Q
LP 012B 03													15.88	0.625	0.063	0.357	2.77	0.109	Q
LP 012B 04													19.05	0.750	0.052	0.295	3.18	0.125	Q
LP 012B 05													25.40	1.000	0.038	0.218	3.96	0.156	R
LP 012B 06													31.75	1.250	0.030	0.173	4.75	0.187	R
LP 013B 01					4.78	0.188	0.33	0.013	28	4	1.09	0.245	7.95	0.313	0.182	1.041	1.96	0.077	Q
LP 013B 02													12.70	0.500	0.108	0.618	2.62	0.103	Q
LP 013B 03													15.88	0.625	0.085	0.487	3.07	0.121	Q
LP 013B 04													19.05	0.750	0.070	0.401	3.51	0.138	Q
LP 013B 05													25.40	1.000	0.052	0.297	4.39	0.173	R
LP 013B 06													31.75	1.250	0.041	0.235	5.28	0.208	R
LP 014B 01					4.78	0.188	0.36	0.014	35	5	1.37	0.307	7.95	0.313	0.196	1.121	2.39	0.094	Q
LP 014B 02													12.70	0.500	0.116	0.663	3.30	0.130	Q
LP 014B 03													15.88	0.625	0.091	0.521	3.91	0.154	Q
LP 014B 04													19.05	0.750	0.075	0.429	4.52	0.178	Q
LP 014B 05													25.40	1.000	0.056	0.317	5.74	0.226	R
LP 014B 06													31.75	1.250	0.044	0.251	6.96	0.274	R

— 20 Lee Spring leespring.co.uk • Call: +44 (0)118 978 1800 • Fax: +44 (0)118 977 4832 • Email: sales@leespring.co.uk

ADDITIONAL INFORMATION

1. Load at Solid Height, Solid Height and Number of Coils are all given as approximate figures because during the manufacturing process all material and engineering tolerances may result in the number of coils being adjusted, to maintain the correct spring rate.

2. To find the load at any working length, when free length and spring rate are given, use the formula $F = S \times \Delta L$ (where F is the load; S is the spring rate; ΔL is the deflection from free length).
The surface area over the nominal hole diameter would be π times the diameter squared divided by 4.
The resultant pressure would then be determined by dividing the calculated load by the surface area.

3. It is general practice to avoid compressing springs to their solid height in order to achieve longer life.
Therefore we recommend that compression springs should not be compressed greater than 80% of their deflective capability - except on an occasional basis.

4. Material specifications, finishes and tolerances are detailed on page 251.

COMPRESSION SPRINGS: LITE PRESSURE

● **End Coils Closed** ● **Stainless Steel (Passivated. Ultrasonically Cleaned)**

LEE STOCK NUMBER	OUTSIDE DIAMETER		TO WORK IN HOLE DIA. MIN		TO WORK OVER ROD DIA. MAX.		WIRE DIAMETER		PRESSURE @ 80% DEFLECTION		LOAD AT SOLID HEIGHT		FREE LENGTH		SPRING RATE		SOLID HEIGHT		PRICE GROUP S316 Stainless
	MM	IN	MM	IN	MM	IN	MM	IN	kPA	PSI	N	LB	MM	IN	N/MM	LB/IN	MM	IN	S316
LP 008A 01	5.54	0.218	5.94	0.234	3.96	0.156	0.20	0.008	7	1	0.24	0.054	7.95	0.313	0.035	0.201	1.17	0.046	Q
LP 008A 02													12.70	0.500	0.021	0.122	1.52	0.060	Q
LP 008A 03													15.88	0.625	0.017	0.097	1.78	0.070	Q
LP 008A 04													19.05	0.750	0.014	0.080	2.01	0.079	Q
LP 008A 05													25.40	1.000	0.011	0.060	2.49	0.098	Q
LP 008A 06													31.75	1.250	0.008	0.047	2.97	0.117	Q
LP 010A 01					3.96	0.156	0.25	0.010	14	2	0.48	0.108	7.95	0.313	0.075	0.429	1.57	0.062	Q
LP 010A 02													12.70	0.500	0.045	0.258	2.13	0.084	Q
LP 010A 03													15.88	0.625	0.036	0.204	2.49	0.098	Q
LP 010A 04													19.05	0.750	0.030	0.169	2.84	0.112	Q
LP 010A 05													25.40	1.000	0.022	0.125	3.58	0.141	Q
LP 010A 06													31.75	1.250	0.018	0.100	4.32	0.170	Q
LP 011A 01					3.96	0.156	0.28	0.011	21	3	0.72	0.161	7.95	0.313	0.115	0.657	1.73	0.068	Q
LP 011A 02													12.70	0.500	0.069	0.394	2.31	0.091	Q
LP 011A 03													15.88	0.625	0.054	0.311	2.69	0.106	Q
LP 011A 04													19.05	0.750	0.045	0.257	3.07	0.121	Q
LP 011A 05													25.40	1.000	0.033	0.190	3.86	0.152	Q
LP 011A 06													31.75	1.250	0.026	0.151	4.65	0.183	Q
LP 012A 01					3.96	0.156	0.30	0.012	28	4	0.96	0.215	7.95	0.313	0.158	0.905	1.91	0.075	Q
LP 012A 02													12.70	0.500	0.095	0.540	2.59	0.102	Q
LP 012A 03													15.88	0.625	0.074	0.425	3.05	0.120	Q
LP 012A 04													19.05	0.750	0.061	0.351	3.48	0.137	Q
LP 012A 05													25.40	1.000	0.046	0.260	4.39	0.173	Q
LP 012A 06													31.75	1.250	0.036	0.206	5.28	0.208	Q
LP 013A 01					3.96	0.156	0.33	0.013	35	5	1.20	0.269	7.95	0.313	0.172	0.981	2.39	0.094	Q
LP 013A 02													12.70	0.500	0.102	0.583	3.33	0.131	Q
LP 013A 03													15.88	0.625	0.080	0.459	3.96	0.156	Q
LP 013A 04													19.05	0.750	0.066	0.378	4.60	0.181	Q
LP 013A 05													25.40	1.000	0.049	0.280	5.89	0.232	Q
LP 013A 06													31.75	1.250	0.039	0.222	7.16	0.282	Q
LP 010B 01	6.10	0.240	6.35	0.250	4.78	0.188	0.25	0.010	7	1	0.27	0.061	7.95	0.313	0.044	0.253	1.80	0.071	Q
LP 010B 02													12.70	0.500	0.027	0.152	2.46	0.097	Q
LP 010B 03													15.88	0.625	0.021	0.120	2.92	0.115	Q
LP 010B 04													19.05	0.750	0.017	0.099	3.38	0.133	Q
LP 010B 05													25.40	1.000	0.013	0.074	4.29	0.169	R
LP 010B 06													31.75	1.250	0.010	0.059	5.21	0.205	R
LP 011B 01					4.78	0.188	0.28	0.011	14	2	0.55	0.123	7.95	0.313	0.087	0.498	1.70	0.067	Q
LP 011B 02													12.70	0.500	0.052	0.299	2.26	0.089	Q
LP 011B 03													15.88	0.625	0.041	0.236	2.64	0.104	Q
LP 011B 04													19.05	0.750	0.034	0.195	3.02	0.119	Q
LP 011B 05													25.40	1.000	0.025	0.144	3.78	0.149	R
LP 011B 06													31.75	1.250	0.020	0.115	4.55	0.179	R
LP 012B 01					4.78	0.188	0.30	0.012	21	3	0.82	0.184	7.95	0.313	0.133	0.759	1.80	0.071	Q
LP 012B 02													12.70	0.500	0.079	0.453	2.39	0.094	Q
LP 012B 03													15.88	0.625	0.063	0.357	2.77	0.109	Q
LP 012B 04													19.05	0.750	0.052	0.295	3.18	0.125	Q
LP 012B 05													25.40	1.000	0.038	0.218	3.96	0.156	R
LP 012B 06													31.75	1.250	0.030	0.173	4.75	0.187	R
LP 013B 01					4.78	0.188	0.33	0.013	28	4	1.09	0.245	7.95	0.313	0.182	1.041	1.96	0.077	Q
LP 013B 02													12.70	0.500	0.108	0.618	2.62	0.103	Q
LP 013B 03													15.88	0.625	0.085	0.487	3.07	0.121	Q
LP 013B 04													19.05	0.750	0.070	0.401	3.51	0.138	Q
LP 013B 05													25.40	1.000	0.052	0.297	4.39	0.173	R
LP 013B 06													31.75	1.250	0.041	0.235	5.28	0.208	R
LP 014B 01					4.78	0.188	0.36	0.014	35	5	1.37	0.307	7.95	0.313	0.196	1.121	2.39	0.094	Q
LP 014B 02													12.70	0.500	0.116	0.663	3.30	0.130	Q
LP 014B 03													15.88	0.625	0.091	0.521	3.91	0.154	Q
LP 014B 04													19.05	0.750	0.075	0.429	4.52	0.178	Q
LP 014B 05													25.40	1.000	0.056	0.317	5.74	0.226	R
LP 014B 06													31.75	1.250	0.044	0.251	6.96	0.274	R

COMPRESSION SPRINGS: LITE PRESSURE

● **End Coils Closed** ● **Stainless Steel (Passivated. Ultrasonically Cleaned)**

LEE STOCK NUMBER	OUTSIDE DIAMETER		TO WORK IN HOLE DIA. MIN		TO WORK OVER ROD DIA. MAX.		WIRE DIAMETER		PRESSURE @ 80% DEFLECTION		LOAD AT SOLID HEIGHT		FREE LENGTH		SPRING RATE		SOLID HEIGHT		PRICE GROUP S316 Stainless
	MM	IN	MM	IN	MM	IN	MM	IN	kPA	PSI	N	LB	MM	IN	N/MM	LB/IN	MM	IN	S316
LP 010BC 01	6.73	0.265	7.14	0.281	5.56	0.219	0.25	0.010	10	1.5	0.46	0.103	7.95	0.313	0.069	0.392	1.24	0.049	Q
LP 010BC 02													12.70	0.500	0.041	0.236	1.57	0.062	Q
LP 010BC 03													15.88	0.625	0.033	0.186	1.78	0.070	Q
LP 010BC 04													19.05	0.750	0.027	0.154	2.01	0.079	Q
LP 010BC 05													25.40	1.000	0.020	0.114	2.44	0.096	R
LP 010BC 06													31.75	1.250	0.016	0.091	2.87	0.113	R
LP 012BC 01					5.56	0.219	0.30	0.012	17	2.5	0.77	0.172	7.95	0.313	0.121	0.692	1.63	0.064	Q
LP 012BC 02													12.70	0.500	0.072	0.413	2.11	0.083	Q
LP 012BC 03													15.88	0.625	0.057	0.325	2.41	0.095	Q
LP 012BC 04													19.05	0.750	0.047	0.268	2.74	0.108	Q
LP 012BC 05													25.40	1.000	0.035	0.199	3.38	0.133	R
LP 012BC 06													31.75	1.250	0.028	0.158	4.01	0.158	R
LP 013BC 01					5.56	0.219	0.33	0.013	24	3.5	1.08	0.242	7.95	0.313	0.173	0.987	1.73	0.068	Q
LP 013BC 02													12.70	0.500	0.103	0.586	2.24	0.088	Q
LP 013BC 03													15.88	0.625	0.081	0.461	2.59	0.102	Q
LP 013BC 04													19.05	0.750	0.067	0.380	2.92	0.115	Q
LP 013BC 05													25.40	1.000	0.049	0.281	3.61	0.142	R
LP 013BC 06													31.75	1.250	0.039	0.223	4.29	0.169	R
LP 014BC 01					5.56	0.219	0.36	0.014	31	4.5	1.38	0.310	7.95	0.313	0.228	1.302	1.91	0.075	Q
LP 014BC 02													12.70	0.500	0.135	0.770	2.46	0.097	Q
LP 014BC 03													15.88	0.625	0.106	0.605	2.84	0.112	Q
LP 014BC 04													19.05	0.750	0.087	0.498	3.23	0.127	Q
LP 014BC 05													25.40	1.000	0.064	0.368	3.99	0.157	R
LP 014BC 06													31.75	1.250	0.051	0.292	4.78	0.188	R
LP 016BC 01					4.78	0.188	0.41	0.016	38	5.5	1.69	0.380	7.95	0.313	0.307	1.751	2.44	0.096	Q
LP 016BC 02													12.70	0.500	0.180	1.027	3.33	0.131	Q
LP 016BC 03													15.88	0.625	0.141	0.804	3.91	0.154	Q
LP 016BC 04													19.05	0.750	0.116	0.661	4.47	0.176	Q
LP 016BC 05													25.40	1.000	0.085	0.487	5.64	0.222	R
LP 016BC 06													31.75	1.250	0.068	0.386	6.81	0.268	R
LP 011C 01	7.62	0.300	7.95	0.313	6.35	0.250	0.28	0.011	7	1	0.43	0.096	7.95	0.313	0.065	0.373	1.40	0.055	Q
LP 011C 02													12.70	0.500	0.039	0.224	1.78	0.070	Q
LP 011C 03													15.88	0.625	0.031	0.177	2.03	0.080	Q
LP 011C 04													19.05	0.750	0.026	0.146	2.29	0.090	Q
LP 011C 05													25.40	1.000	0.019	0.108	2.79	0.110	R
LP 011C 06													31.75	1.250	0.015	0.086	3.30	0.130	R
LP 012C 01					6.35	0.250	0.30	0.012	14	2	0.85	0.192	7.95	0.313	0.130	0.741	1.37	0.054	Q
LP 012C 02													12.70	0.500	0.078	0.443	1.65	0.065	Q
LP 012C 03													15.88	0.625	0.061	0.349	1.85	0.073	Q
LP 012C 04													19.05	0.750	0.050	0.288	2.06	0.081	Q
LP 012C 05													25.40	1.000	0.037	0.213	2.46	0.097	R
LP 012C 06													31.75	1.250	0.030	0.169	2.87	0.113	R
LP 013C 01					6.35	0.250	0.33	0.013	21	3	1.29	0.289	7.95	0.313	0.197	1.125	1.42	0.056	Q
LP 013C 02													12.70	0.500	0.117	0.668	1.73	0.068	Q
LP 013C 03													15.88	0.625	0.092	0.526	1.93	0.076	Q
LP 013C 04													19.05	0.750	0.076	0.433	2.13	0.084	Q
LP 013C 05													25.40	1.000	0.056	0.321	2.54	0.100	R
LP 013C 06													31.75	1.250	0.044	0.254	2.95	0.116	R
LP 014C 01					6.35	0.250	0.36	0.014	28	4	1.71	0.385	7.95	0.313	0.267	1.526	1.55	0.061	Q
LP 014C 02													12.70	0.500	0.158	0.903	1.88	0.074	Q
LP 014C 03													15.88	0.625	0.124	0.709	2.11	0.083	Q
LP 014C 04													19.05	0.750	0.102	0.584	2.31	0.091	Q
LP 014C 05													25.40	1.000	0.076	0.432	2.77	0.109	R
LP 014C 06													31.75	1.250	0.060	0.342	3.20	0.126	R
LP 016C 01					6.35	0.250	0.41	0.016	35	5	2.14	0.481	7.95	0.313	0.292	1.668	2.08	0.082	Q
LP 016C 02													12.70	0.500	0.171	0.978	2.72	0.107	Q
LP 016C 03													15.88	0.625	0.134	0.766	3.12	0.123	Q
LP 016C 04													19.05	0.750	0.110	0.630	3.53	0.139	Q
LP 016C 05													25.40	1.000	0.081	0.464	4.34	0.171	R
LP 016C 06													31.75	1.250	0.064	0.368	5.18	0.204	R

COMPRESSION SPRINGS: LITE PRESSURE

● **End Coils Closed** ● **Stainless Steel (Passivated. Ultrasonically Cleaned)**

LEE STOCK NUMBER	OUTSIDE DIAMETER		TO WORK IN HOLE DIA. MIN		TO WORK OVER ROD DIA. MAX.		WIRE DIAMETER		PRESSURE @ 80% DEFLECTION		LOAD AT SOLID HEIGHT		FREE LENGTH		SPRING RATE		SOLID HEIGHT		PRICE GROUP S316 Stainless
	MM	IN	MM	IN	MM	IN	MM	IN	kPA	PSI	N	LB	MM	IN	N/MM	LB/IN	MM	IN	S316
LP 013D 01	7.92	0.312	8.33	0.328	6.35	0.250	0.33	0.013	7	1	0.47	0.106	7.95	0.313	0.079	0.449	1.98	0.078	Q
LP 013D 02													12.70	0.500	0.047	0.267	2.64	0.104	Q
LP 013D 03													15.88	0.625	0.037	0.210	3.10	0.122	Q
LP 013D 04													19.05	0.750	0.030	0.173	3.53	0.139	Q
LP 013D 05													25.40	1.000	0.022	0.128	4.45	0.175	R
LP 013D 06													31.75	1.250	0.018	0.102	5.33	0.210	R
LP 014D 01					6.35	0.250	0.36	0.014	14	2	0.94	0.211	7.95	0.313	0.153	0.873	1.80	0.071	R
LP 014D 02													12.70	0.500	0.091	0.517	2.31	0.091	R
LP 014D 03													15.88	0.625	0.071	0.406	2.67	0.105	R
LP 014D 04													19.05	0.750	0.058	0.334	3.00	0.118	R
LP 014D 05													25.40	1.000	0.043	0.247	3.68	0.145	S
LP 014D 06													31.75	1.250	0.034	0.196	4.37	0.172	S
LP 016D 01					6.35	0.250	0.41	0.016	21	3	1.41	0.317	7.95	0.313	0.243	1.386	2.13	0.084	R
LP 016D 02													12.70	0.500	0.142	0.813	2.79	0.110	R
LP 016D 03													15.88	0.625	0.112	0.637	3.23	0.127	R
LP 016D 04													19.05	0.750	0.092	0.523	3.68	0.145	R
LP 016D 05													25.40	1.000	0.068	0.386	4.55	0.179	S
LP 016D 06													31.75	1.250	0.054	0.306	5.41	0.213	S
LP 018D 01					6.35	0.250	0.46	0.018	28	4	1.88	0.422	7.95	0.313	0.349	1.990	2.57	0.101	R
LP 018D 02													12.70	0.500	0.202	1.156	3.40	0.134	R
LP 018D 03													15.88	0.625	0.158	0.903	3.99	0.157	R
LP 018D 04													19.05	0.750	0.130	0.741	4.57	0.180	R
LP 018D 05													25.40	1.000	0.095	0.545	5.72	0.225	S
LP 018D 06													31.75	1.250	0.075	0.431	6.86	0.270	S
LP 020D 01					6.35	0.250	0.51	0.020	35	5	2.35	0.528	7.95	0.313	0.477	2.722	3.02	0.119	R
LP 020D 02													12.70	0.500	0.274	1.565	4.14	0.163	R
LP 020D 03													15.88	0.625	0.213	1.219	4.88	0.192	R
LP 020D 04													19.05	0.750	0.175	0.998	5.61	0.221	R
LP 020D 05													25.40	1.000	0.128	0.733	7.09	0.279	S
LP 020D 06													31.75	1.250	0.101	0.579	8.59	0.338	S
LP 013DE 01	8.38	0.330	8.74	0.344	7.14	0.281	0.33	0.013	10	1.5	0.71	0.160	12.70	0.500	0.066	0.379	1.96	0.077	Q
LP 013DE 02													15.88	0.625	0.052	0.299	2.24	0.088	Q
LP 013DE 03													19.05	0.750	0.043	0.246	2.49	0.098	Q
LP 013DE 04													22.23	0.875	0.037	0.209	2.77	0.109	Q
LP 013DE 05													25.40	1.000	0.032	0.182	3.02	0.119	R
LP 013DE 06													31.75	1.250	0.025	0.144	3.56	0.140	R
LP 014DE 01					7.14	0.281	0.36	0.014	17	2.5	1.19	0.267	12.70	0.500	0.110	0.630	1.93	0.076	Q
LP 014DE 02													15.88	0.625	0.087	0.495	2.16	0.085	Q
LP 014DE 03													19.05	0.750	0.071	0.408	2.39	0.094	Q
LP 014DE 04													22.23	0.875	0.061	0.346	2.62	0.103	Q
LP 014DE 05													25.40	1.000	0.053	0.301	2.87	0.113	R
LP 014DE 06													31.75	1.250	0.042	0.239	3.33	0.131	R
LP 016DE 01					7.14	0.281	0.41	0.016	24	3.5	1.66	0.374	12.70	0.500	0.161	0.922	2.39	0.094	Q
LP 016DE 02													15.88	0.625	0.126	0.722	2.72	0.107	Q
LP 016DE 03													19.05	0.750	0.104	0.593	3.02	0.119	Q
LP 016DE 04													22.23	0.875	0.088	0.504	3.35	0.132	Q
LP 016DE 05													25.40	1.000	0.077	0.438	3.68	0.145	R
LP 016DE 06													31.75	1.250	0.061	0.347	4.32	0.170	R
LP 018DE 01					6.35	0.250	0.46	0.018	31	4.5	2.14	0.481	12.70	0.500	0.219	1.253	2.95	0.116	Q
LP 018DE 02													15.88	0.625	0.171	0.979	3.38	0.133	Q
LP 018DE 03													19.05	0.750	0.141	0.803	3.84	0.151	Q
LP 018DE 04													22.23	0.875	0.119	0.681	4.27	0.168	Q
LP 018DE 05													25.40	1.000	0.104	0.591	4.72	0.186	R
LP 018DE 06													31.75	1.250	0.082	0.467	5.59	0.220	R
LP 020DE 01					6.35	0.250	0.51	0.020	38	5.5	2.62	0.588	12.70	0.500	0.288	1.642	3.61	0.142	R
LP 020DE 02													15.88	0.625	0.224	1.278	4.19	0.165	R
LP 020DE 03													19.05	0.750	0.183	1.047	4.78	0.188	R
LP 020DE 04													22.23	0.875	0.155	0.886	5.38	0.212	S
LP 020DE 05													25.40	1.000	0.135	0.768	5.97	0.235	S
LP 020DE 06													31.75	1.250	0.106	0.607	7.14	0.281	S

COMPRESSION SPRINGS: LITE PRESSURE

● **End Coils Closed** ● **Stainless Steel (Passivated. Ultrasonically Cleaned)**

LEE STOCK NUMBER	OUTSIDE DIAMETER		TO WORK IN HOLE DIA. MIN		TO WORK OVER ROD DIA. MAX.		WIRE DIAMETER		PRESSURE @ 80% DEFLECTION		LOAD AT SOLID HEIGHT		FREE LENGTH		SPRING RATE		SOLID HEIGHT		PRICE GROUP S316 Stainless
	MM	IN	MM	IN	MM	IN	MM	IN	kPA	PSI	N	LB	MM	IN	N/MM	LB/IN	MM	IN	S316
LP 014E 01	9.14	0.360	9.53	0.375	7.95	0.313	0.36	0.014	7	1	0.61	0.138	12.70	0.500	0.059	0.337	2.29	0.090	Q
LP 014E 02													15.88	0.625	0.046	0.265	2.62	0.103	Q
LP 014E 03													19.05	0.750	0.038	0.218	2.95	0.116	Q
LP 014E 04													22.23	0.875	0.032	0.185	3.30	0.130	Q
LP 014E 05													25.40	1.000	0.028	0.161	3.63	0.143	R
LP 014E 06													31.75	1.250	0.022	0.128	4.29	0.169	R
LP 016E 01					7.95	0.313	0.41	0.016	14	2	1.23	0.276	12.70	0.500	0.119	0.682	2.41	0.095	Q
LP 016E 02													15.88	0.625	0.094	0.534	2.74	0.108	Q
LP 016E 03													19.05	0.750	0.077	0.439	3.07	0.121	Q
LP 016E 04													22.23	0.875	0.065	0.373	3.40	0.134	Q
LP 016E 05													25.40	1.000	0.057	0.324	3.73	0.147	R
LP 016E 06													31.75	1.250	0.045	0.257	4.42	0.174	R
LP 018E 01					7.14	0.281	0.46	0.018	21	3	1.84	0.414	12.70	0.500	0.186	1.061	2.79	0.110	Q
LP 018E 02													15.88	0.625	0.145	0.829	3.18	0.125	Q
LP 018E 03													19.05	0.750	0.119	0.680	3.58	0.141	Q
LP 018E 04													22.23	0.875	0.101	0.576	3.96	0.156	Q
LP 018E 05													25.40	1.000	0.088	0.500	4.37	0.172	R
LP 018E 06													31.75	1.250	0.069	0.396	5.16	0.203	R
LP 020E 01					7.14	0.281	0.51	0.020	28	4	2.46	0.552	12.70	0.500	0.260	1.486	3.25	0.128	Q
LP 020E 02													15.88	0.625	0.203	1.158	3.76	0.148	Q
LP 020E 03													19.05	0.750	0.166	0.948	4.24	0.167	Q
LP 020E 04													22.23	0.875	0.140	0.802	4.75	0.187	Q
LP 020E 05													25.40	1.000	0.122	0.696	5.23	0.206	R
LP 020E 06													31.75	1.250	0.096	0.550	6.22	0.245	R
LP 022E 01					7.14	0.281	0.56	0.022	35	5	3.07	0.690	12.70	0.500	0.346	1.975	3.81	0.150	Q
LP 022E 02													15.88	0.625	0.268	1.533	4.45	0.175	Q
LP 022E 03													19.05	0.750	0.219	1.253	5.05	0.199	Q
LP 022E 04													22.23	0.875	0.185	1.059	5.66	0.223	Q
LP 022E 05													25.40	1.000	0.161	0.918	6.30	0.248	R
LP 022E 06													31.75	1.250	0.127	0.724	7.52	0.296	R
LP 016F 01	9.53	0.375	9.93	0.391	7.95	0.313	0.41	0.016	7	1	0.67	0.150	12.70	0.500	0.069	0.395	3.05	0.120	Q
LP 016F 02													15.88	0.625	0.054	0.309	3.56	0.140	Q
LP 016F 03													19.05	0.750	0.044	0.254	4.04	0.159	Q
LP 016F 04													22.23	0.875	0.038	0.216	4.55	0.179	Q
LP 016F 05													25.40	1.000	0.033	0.187	5.05	0.199	R
LP 016F 06													31.75	1.250	0.026	0.148	6.07	0.239	R
LP 018F 01					7.95	0.313	0.46	0.018	14	2	1.33	0.300	12.70	0.500	0.138	0.789	3.05	0.120	Q
LP 018F 02													15.88	0.625	0.108	0.617	3.51	0.138	Q
LP 018F 03													19.05	0.750	0.089	0.506	3.99	0.157	Q
LP 018F 04													22.23	0.875	0.075	0.429	4.45	0.175	Q
LP 018F 05													25.40	1.000	0.065	0.372	4.90	0.193	R
LP 018F 06													31.75	1.250	0.051	0.294	5.84	0.230	R
LP 020F 01					7.95	0.313	0.51	0.020	21	3	2.00	0.450	12.70	0.500	0.215	1.227	3.38	0.133	Q
LP 020F 02													15.88	0.625	0.167	0.955	3.91	0.154	Q
LP 020F 03													19.05	0.750	0.137	0.782	4.42	0.174	Q
LP 020F 04													22.23	0.875	0.116	0.662	4.95	0.195	Q
LP 020F 05													25.40	1.000	0.101	0.574	5.49	0.216	R
LP 020F 06													31.75	1.250	0.080	0.454	6.53	0.257	R
LP 022F 01					7.95	0.313	0.56	0.022	28	4	2.67	0.600	12.70	0.500	0.301	1.721	3.84	0.151	Q
LP 022F 02													15.88	0.625	0.234	1.336	4.47	0.176	Q
LP 022F 03													19.05	0.750	0.191	1.092	5.08	0.200	Q
LP 022F 04													22.23	0.875	0.162	0.923	5.72	0.225	Q
LP 022F 05													25.40	1.000	0.140	0.800	6.32	0.249	R
LP 022F 06													31.75	1.250	0.111	0.631	7.57	0.298	R
LP 024F 01					7.14	0.281	0.61	0.024	35	5	3.34	0.750	12.70	0.500	0.401	2.291	4.37	0.172	Q
LP 024F 02													15.88	0.625	0.311	1.773	5.13	0.202	Q
LP 024F 03													19.05	0.750	0.253	1.446	5.87	0.231	Q
LP 024F 04													22.23	0.875	0.214	1.221	6.60	0.260	Q
LP 024F 05													25.40	1.000	0.185	1.057	7.37	0.290	R
LP 024F 06													31.75	1.250	0.146	0.832	8.84	0.348	R

COMPRESSION SPRINGS: LITE PRESSURE

● **End Coils Closed** ● **Stainless Steel (Passivated. Ultrasonically Cleaned)**

LEE STOCK NUMBER	OUTSIDE DIAMETER		TO WORK IN HOLE DIA. MIN		TO WORK OVER ROD DIA. MAX.		WIRE DIAMETER		PRESSURE @ 80% DEFLECTION		LOAD AT SOLID HEIGHT		FREE LENGTH		SPRING RATE		SOLID HEIGHT		PRICE GROUP S316 Stainless
	MM	IN	MM	IN	MM	IN	MM	IN	kPA	PSI	N	LB	MM	IN	N/MM	LB/IN	MM	IN	S316
LP 016FG 01	9.91	0.390	10.31	0.406	7.95	0.313	0.41	0.016	10	1.5	1.00	0.224	12.70	0.500	0.096	0.551	2.36	0.093	Q
LP 016FG 02													15.88	0.625	0.076	0.432	2.69	0.106	Q
LP 016FG 03													19.05	0.750	0.062	0.355	3.02	0.119	Q
LP 016FG 04													22.23	0.875	0.053	0.301	3.33	0.131	Q
LP 016FG 05													25.40	1.000	0.046	0.262	3.66	0.144	R
LP 016FG 06													31.75	1.250	0.036	0.207	4.29	0.169	R
LP 018FG 01					7.95	0.313	0.46	0.018	17	2.5	1.66	0.373	12.70	0.500	0.165	0.940	2.62	0.103	Q
LP 018FG 02													15.88	0.625	0.129	0.734	2.95	0.116	Q
LP 018FG 03													19.05	0.750	0.105	0.602	3.30	0.130	Q
LP 018FG 04													22.23	0.875	0.089	0.511	3.66	0.144	Q
LP 018FG 05													25.40	1.000	0.078	0.443	4.01	0.158	R
LP 018FG 06													31.75	1.250	0.061	0.350	4.70	0.185	R
LP 020FG 01					7.95	0.313	0.51	0.020	24	3.5	2.32	0.522	12.70	0.500	0.239	1.367	3.00	0.118	Q
LP 020FG 02													15.88	0.625	0.187	1.065	3.40	0.134	Q
LP 020FG 03													19.05	0.750	0.153	0.872	3.84	0.151	Q
LP 020FG 04													22.23	0.875	0.129	0.738	4.24	0.167	Q
LP 020FG 05													25.40	1.000	0.112	0.640	4.65	0.183	R
LP 020FG 06													31.75	1.250	0.089	0.506	5.49	0.216	R
LP 022FG 01					7.95	0.313	0.56	0.022	31	4.5	2.99	0.672	12.70	0.500	0.323	1.846	3.45	0.136	Q
LP 022FG 02													15.88	0.625	0.251	1.433	3.96	0.156	Q
LP 022FG 03													19.05	0.750	0.205	1.171	4.47	0.176	Q
LP 022FG 04													22.23	0.875	0.173	0.990	5.00	0.197	Q
LP 022FG 05													25.40	1.000	0.150	0.858	5.51	0.217	R
LP 022FG 06													31.75	1.250	0.119	0.677	6.53	0.257	R
LP 024FG 01					7.95	0.313	0.61	0.024	38	5.5	3.65	0.821	12.70	0.500	0.419	2.393	3.99	0.157	Q
LP 024FG 02													15.88	0.625	0.324	1.852	4.62	0.182	Q
LP 024FG 03													19.05	0.750	0.265	1.511	5.23	0.206	Q
LP 024FG 04													22.23	0.875	0.223	1.276	5.87	0.231	Q
LP 024FG 05													25.40	1.000	0.193	1.104	6.50	0.256	R
LP 024FG 06													31.75	1.250	0.152	0.870	7.75	0.305	R
LP 018G 01	10.67	0.420	11.13	0.438	8.74	0.344	0.46	0.018	7	1	0.84	0.188	12.70	0.500	0.088	0.504	3.20	0.126	Q
LP 018G 02													15.88	0.625	0.069	0.394	3.71	0.146	Q
LP 018G 03													19.05	0.750	0.057	0.323	4.24	0.167	Q
LP 018G 04													22.23	0.875	0.048	0.274	4.75	0.187	Q
LP 018G 05													25.40	1.000	0.042	0.238	5.26	0.207	R
LP 018G 06													31.75	1.250	0.033	0.188	6.30	0.248	R
LP 020G 01					8.74	0.344	0.51	0.020	14	2	1.68	0.377	12.70	0.500	0.175	0.998	3.12	0.123	Q
LP 020G 02													15.88	0.625	0.136	0.777	3.56	0.140	Q
LP 020G 03													19.05	0.750	0.111	0.636	4.01	0.158	Q
LP 020G 04													22.23	0.875	0.094	0.539	4.47	0.176	Q
LP 020G 05													25.40	1.000	0.082	0.467	4.93	0.194	R
LP 020G 06													31.75	1.250	0.065	0.369	5.82	0.229	R
LP 022G 01					8.74	0.344	0.56	0.022	21	3	2.51	0.565	12.70	0.500	0.269	1.537	3.35	0.132	Q
LP 022G 02													15.88	0.625	0.209	1.194	3.86	0.152	Q
LP 022G 03													19.05	0.750	0.171	0.975	4.34	0.171	Q
LP 022G 04													22.23	0.875	0.144	0.825	4.83	0.190	Q
LP 022G 05													25.40	1.000	0.125	0.714	5.31	0.209	R
LP 022G 06													31.75	1.250	0.099	0.564	6.27	0.247	R
LP 024G 01					8.74	0.344	0.61	0.024	28	4	3.35	0.753	12.70	0.500	0.374	2.135	3.73	0.147	Q
LP 024G 02													15.88	0.625	0.289	1.652	4.29	0.169	Q
LP 024G 03													19.05	0.750	0.236	1.348	4.85	0.191	Q
LP 024G 04													22.23	0.875	0.199	1.138	5.41	0.213	Q
LP 024G 05													25.40	1.000	0.173	0.985	5.97	0.235	R
LP 024G 06													31.75	1.250	0.136	0.776	7.09	0.279	R
LP 026G 01					8.74	0.344	0.66	0.026	35	5	4.19	0.942	12.70	0.500	0.492	2.807	4.19	0.165	Q
LP 026G 02													15.88	0.625	0.379	2.166	4.83	0.190	Q
LP 026G 03													19.05	0.750	0.309	1.763	5.49	0.216	Q
LP 026G 04													22.23	0.875	0.260	1.486	6.12	0.241	Q
LP 026G 05													25.40	1.000	0.225	1.285	6.78	0.267	R
LP 026G 06													31.75	1.250	0.177	1.011	8.08	0.318	R

COMPRESSION SPRINGS: LITE PRESSURE

● **End Coils Closed** ● **Stainless Steel (Passivated. Ultrasonically Cleaned)**

LEE STOCK NUMBER	OUTSIDE DIAMETER		TO WORK IN HOLE DIA. MIN		TO WORK OVER ROD DIA. MAX.		WIRE DIAMETER		PRESSURE @ 80% DEFLECTION		LOAD AT SOLID HEIGHT		FREE LENGTH		SPRING RATE		SOLID HEIGHT		PRICE GROUP S316 Stainless
	MM	IN	MM	IN	MM	IN	MM	IN	kPA	PSI	N	LB	MM	IN	N/MM	LB/IN	MM	IN	S316
LP 018GH 01	11.13	0.438	11.51	0.453	9.53	0.375	0.46	0.018	10	1.5	1.25	0.282	19.05	0.750	0.079	0.452	3.18	0.125	R
LP 018GH 02													25.40	1.000	0.058	0.332	3.81	0.150	R
LP 018GH 03													31.75	1.250	0.046	0.263	4.45	0.175	R
LP 018GH 04													38.10	1.500	0.038	0.217	5.11	0.201	S
LP 018GH 05													44.45	1.750	0.032	0.185	5.74	0.226	S
LP 018GH 06													50.80	2.000	0.028	0.162	6.38	0.251	S
LP 020GH 01					9.53	0.375	0.51	0.020	17	2.5	2.10	0.471	19.05	0.750	0.133	0.762	3.35	0.132	R
LP 020GH 02													25.40	1.000	0.098	0.559	4.01	0.158	R
LP 020GH 03													31.75	1.250	0.077	0.442	4.67	0.184	R
LP 020GH 04													38.10	1.500	0.064	0.365	5.33	0.210	S
LP 020GH 05													44.45	1.750	0.054	0.311	5.99	0.236	S
LP 020GH 06													50.80	2.000	0.047	0.271	6.65	0.262	S
LP 022GH 01					9.53	0.375	0.56	0.022	24	3.5	2.93	0.659	19.05	0.750	0.192	1.095	3.76	0.148	R
LP 022GH 02													25.40	1.000	0.140	0.802	4.52	0.178	R
LP 022GH 03													31.75	1.250	0.111	0.632	5.28	0.208	R
LP 022GH 04													38.10	1.500	0.091	0.522	6.02	0.237	S
LP 022GH 05													44.45	1.750	0.078	0.445	6.78	0.267	S
LP 022GH 06													50.80	2.000	0.068	0.387	7.54	0.297	S
LP 024GH 01					9.53	0.375	0.61	0.024	31	4.5	3.77	0.848	19.05	0.750	0.255	1.457	4.27	0.168	R
LP 024GH 02													25.40	1.000	0.186	1.064	5.18	0.204	R
LP 024GH 03													31.75	1.250	0.147	0.839	6.07	0.239	R
LP 024GH 04													38.10	1.500	0.121	0.692	6.99	0.275	S
LP 024GH 05													44.45	1.750	0.103	0.589	7.87	0.310	S
LP 024GH 06													50.80	2.000	0.090	0.512	8.79	0.346	S
LP 026GH 01					8.74	0.344	0.66	0.026	38	5.5	4.61	1.037	19.05	0.750	0.325	1.858	4.88	0.192	R
LP 026GH 02													25.40	1.000	0.237	1.354	5.97	0.235	R
LP 026GH 03													31.75	1.250	0.187	1.065	7.04	0.277	R
LP 026GH 04													38.10	1.500	0.154	0.878	8.13	0.320	S
LP 026GH 05													44.45	1.750	0.131	0.747	9.19	0.362	S
LP 026GH 06													50.80	2.000	0.114	0.649	10.29	0.405	S
LP 018H 01	11.56	0.455	11.91	0.469	9.53	0.375	0.46	0.018	7	1	0.96	0.216	19.05	0.750	0.061	0.351	3.43	0.135	R
LP 018H 02													25.40	1.000	0.045	0.258	4.17	0.164	R
LP 018H 03													31.75	1.250	0.036	0.204	4.90	0.193	R
LP 018H 04													38.10	1.500	0.030	0.169	5.64	0.222	S
LP 018H 05													44.45	1.750	0.025	0.144	6.38	0.251	S
LP 018H 06													50.80	2.000	0.022	0.126	7.09	0.279	S
LP 020H 01					9.53	0.375	0.51	0.020	14	2	1.92	0.432	19.05	0.750	0.122	0.696	3.30	0.130	R
LP 020H 02													25.40	1.000	0.089	0.511	3.94	0.155	R
LP 020H 03													31.75	1.250	0.071	0.404	4.57	0.180	R
LP 020H 04													38.10	1.500	0.058	0.334	5.23	0.206	S
LP 020H 05													44.45	1.750	0.050	0.284	5.87	0.231	S
LP 020H 06													50.80	2.000	0.043	0.248	6.50	0.256	S
LP 022H 01					9.53	0.375	0.56	0.022	21	3	2.88	0.648	19.05	0.750	0.186	1.063	3.58	0.141	R
LP 022H 02													25.40	1.000	0.136	0.779	4.27	0.168	R
LP 022H 03													31.75	1.250	0.108	0.614	4.95	0.195	R
LP 022H 04													38.10	1.500	0.089	0.507	5.64	0.222	S
LP 022H 05													44.45	1.750	0.076	0.432	6.35	0.250	S
LP 022H 06													50.80	2.000	0.066	0.376	7.04	0.277	S
LP 024H 01					9.53	0.375	0.61	0.024	28	4	3.84	0.864	19.05	0.750	0.255	1.457	3.99	0.157	R
LP 024H 02													25.40	1.000	0.187	1.065	4.80	0.189	R
LP 024H 03													31.75	1.250	0.147	0.839	5.59	0.220	R
LP 024H 04													38.10	1.500	0.121	0.692	6.40	0.252	S
LP 024H 05													44.45	1.750	0.103	0.589	7.19	0.283	S
LP 024H 06													50.80	2.000	0.090	0.513	8.00	0.315	S
LP 026H 01					9.53	0.375	0.66	0.026	35	5	4.80	1.080	19.05	0.750	0.330	1.887	4.52	0.178	R
LP 026H 02													25.40	1.000	0.241	1.375	5.46	0.215	R
LP 026H 03													31.75	1.250	0.189	1.082	6.40	0.252	R
LP 026H 04													38.10	1.500	0.156	0.892	7.34	0.289	S
LP 026H 05													44.45	1.750	0.133	0.758	8.28	0.326	S
LP 026H 06													50.80	2.000	0.116	0.660	9.22	0.363	S

COMPRESSION SPRINGS: LITE PRESSURE

● End Coils Closed

● Stainless Steel (Passivated. Ultrasonically Cleaned)

LEE STOCK NUMBER	OUTSIDE DIAMETER		TO WORK IN HOLE DIA. MIN		TO WORK OVER ROD DIA. MAX.		WIRE DIAMETER		PRESSURE @ 80% DEFLECTION		LOAD AT SOLID HEIGHT		FREE LENGTH		SPRING RATE		SOLID HEIGHT		PRICE GROUP S316 Stainless
	MM	IN	MM	IN	MM	IN	MM	IN	kPA	PSI	N	LB	MM	IN	N/MM	LB/IN	MM	IN	S316
LP 020J 01	12.19	0.480	12.70	0.500	10.31	0.406	0.51	0.020	7	1	1.09	0.245	19.05	0.750	0.073	0.415	4.04	0.159	R
LP 020J 02													25.40	1.000	0.053	0.305	4.95	0.195	R
LP 020J 03													31.75	1.250	0.042	0.241	5.87	0.231	R
LP 020J 04													38.10	1.500	0.035	0.199	6.78	0.267	S
LP 020J 05													44.45	1.750	0.030	0.170	7.67	0.302	S
LP 020J 06													50.80	2.000	0.026	0.148	8.59	0.338	S
LP 022J 01					10.31	0.406	0.56	0.022	14	2	2.18	0.491	19.05	0.750	0.143	0.816	3.76	0.148	R
LP 022J 02													25.40	1.000	0.105	0.597	4.52	0.178	R
LP 022J 03													31.75	1.250	0.082	0.471	5.28	0.208	R
LP 022J 04													38.10	1.500	0.068	0.389	6.05	0.238	S
LP 022J 05													44.45	1.750	0.058	0.331	6.81	0.268	S
LP 022J 06													50.80	2.000	0.050	0.288	7.57	0.298	S
LP 024J 01					10.31	0.406	0.61	0.024	21	3	3.27	0.736	19.05	0.750	0.217	1.241	3.99	0.157	R
LP 024J 02													25.40	1.000	0.159	0.907	4.78	0.188	R
LP 024J 03													31.75	1.250	0.125	0.714	5.56	0.219	R
LP 024J 04													38.10	1.500	0.103	0.589	6.35	0.250	S
LP 024J 05													44.45	1.750	0.088	0.501	7.14	0.281	S
LP 024J 06													50.80	2.000	0.076	0.436	7.95	0.313	S
LP 026J 01					10.31	0.406	0.66	0.026	28	4	4.37	0.982	19.05	0.750	0.297	1.697	4.37	0.172	R
LP 026J 02													25.40	1.000	0.217	1.237	5.23	0.206	R
LP 026J 03													31.75	1.250	0.170	0.973	6.12	0.241	R
LP 026J 04													38.10	1.500	0.140	0.802	7.01	0.276	S
LP 026J 05													44.45	1.750	0.119	0.682	7.90	0.311	S
LP 026J 06													50.80	2.000	0.104	0.593	8.76	0.345	S
LP 029J 01					9.53	0.375	0.74	0.029	35	5	5.46	1.227	19.05	0.750	0.398	2.273	5.33	0.210	R
LP 029J 02													25.40	1.000	0.289	1.650	6.50	0.256	R
LP 029J 03													31.75	1.250	0.227	1.296	7.70	0.303	R
LP 029J 04													38.10	1.500	0.187	1.066	8.86	0.349	S
LP 029J 05													44.45	1.750	0.159	0.906	10.03	0.395	S
LP 029J 06													50.80	2.000	0.138	0.788	11.23	0.442	S
LP 022JK 01	12.95	0.510	13.49	0.531	11.13	0.438	0.56	0.022	10	1.5	1.70	0.383	19.05	0.750	0.112	0.641	3.86	0.152	R
LP 022JK 02													25.40	1.000	0.082	0.469	4.67	0.184	R
LP 022JK 03													31.75	1.250	0.065	0.370	5.49	0.216	R
LP 022JK 04													38.10	1.500	0.054	0.306	6.27	0.247	S
LP 022JK 05													44.45	1.750	0.046	0.260	7.09	0.279	S
LP 022JK 06													50.80	2.000	0.040	0.227	7.90	0.311	S
LP 024JK 01					11.13	0.438	0.61	0.024	17	2.5	2.84	0.638	19.05	0.750	0.187	1.069	3.89	0.153	R
LP 024JK 02													25.40	1.000	0.137	0.781	4.65	0.183	R
LP 024JK 03													31.75	1.250	0.108	0.616	5.41	0.213	R
LP 024JK 04													38.10	1.500	0.089	0.508	6.17	0.243	S
LP 024JK 05													44.45	1.750	0.076	0.432	6.93	0.273	S
LP 024JK 06													50.80	2.000	0.066	0.376	7.70	0.303	S
LP 026JK 01					10.31	0.406	0.66	0.026	24	3.5	3.98	0.894	19.05	0.750	0.267	1.525	4.17	0.164	R
LP 026JK 02													25.40	1.000	0.195	1.111	4.98	0.196	R
LP 026JK 03													31.75	1.250	0.153	0.874	5.79	0.228	R
LP 026JK 04													38.10	1.500	0.126	0.721	6.60	0.260	S
LP 026JK 05													44.45	1.750	0.107	0.613	7.42	0.292	S
LP 026JK 06													50.80	2.000	0.093	0.533	8.23	0.324	S
LP 029JK 01					10.31	0.406	0.74	0.029	31	4.5	5.11	1.149	19.05	0.750	0.364	2.081	5.03	0.198	R
LP 029JK 02													25.40	1.000	0.265	1.511	6.07	0.239	R
LP 029JK 03													31.75	1.250	0.208	1.186	7.14	0.281	R
LP 029JK 04													38.10	1.500	0.171	0.976	8.20	0.323	S
LP 029JK 05													44.45	1.750	0.145	0.830	9.27	0.365	S
LP 029JK 06													50.80	2.000	0.126	0.721	10.31	0.406	S
LP 032JK 01					10.31	0.406	0.81	0.032	38	5.5	6.25	1.406	19.05	0.750	0.479	2.735	5.99	0.236	R
LP 032JK 02													25.40	1.000	0.346	1.978	7.37	0.290	R
LP 032JK 03													31.75	1.250	0.271	1.550	8.74	0.344	R
LP 032JK 04													38.10	1.500	0.223	1.274	10.08	0.397	S
LP 032JK 05													44.45	1.750	0.189	1.081	11.46	0.451	S
LP 032JK 06													50.80	2.000	0.164	0.939	12.83	0.505	S

COMPRESSION SPRINGS: LITE PRESSURE

● **End Coils Closed** ● **Stainless Steel (Passivated. Ultrasonically Cleaned)**

LEE STOCK NUMBER	OUTSIDE DIAMETER		TO WORK IN HOLE DIA. MIN		TO WORK OVER ROD DIA. MAX.		WIRE DIAMETER		PRESSURE @ 80% DEFLECTION		LOAD AT SOLID HEIGHT		FREE LENGTH		SPRING RATE		SOLID HEIGHT		PRICE GROUP S316 Stainless
	MM	IN	MM	IN	MM	IN	MM	IN	kPA	PSI	N	LB	MM	IN	N/MM	LB/IN	MM	IN	S316
LP 022K 01	13.72	0.540	14.27	0.562	11.91	0.469	0.56	0.022	7	1	1.38	0.310	19.05	0.750	0.091	0.521	3.94	0.155	R
LP 022K 02													25.40	1.000	0.067	0.382	4.75	0.187	R
LP 022K 03													31.75	1.250	0.053	0.301	5.59	0.220	R
LP 022K 04													38.10	1.500	0.044	0.249	6.40	0.252	S
LP 022K 05													44.45	1.750	0.037	0.212	7.24	0.285	S
LP 022K 06													50.80	2.000	0.032	0.184	8.05	0.317	S
LP 024K 01					11.91	0.469	0.61	0.024	14	2	2.76	0.620	19.05	0.750	0.179	1.022	3.63	0.143	R
LP 024K 02													25.40	1.000	0.131	0.746	4.29	0.169	R
LP 024K 03													31.75	1.250	0.103	0.588	4.95	0.195	R
LP 024K 04													38.10	1.500	0.085	0.485	5.61	0.221	S
LP 024K 05													44.45	1.750	0.072	0.413	6.30	0.248	S
LP 024K 06													50.80	2.000	0.063	0.359	6.96	0.274	S
LP 026K 01					11.13	0.438	0.66	0.026	21	3	4.14	0.930	19.05	0.750	0.271	1.547	3.78	0.149	R
LP 026K 02													25.40	1.000	0.198	1.128	4.45	0.175	R
LP 026K 03													31.75	1.250	0.155	0.887	5.11	0.201	R
LP 026K 04													38.10	1.500	0.128	0.731	5.79	0.228	S
LP 026K 05													44.45	1.750	0.109	0.622	6.45	0.254	S
LP 026K 06													50.80	2.000	0.095	0.541	7.11	0.280	S
LP 029K 01					11.13	0.438	0.74	0.029	28	4	5.52	1.240	19.05	0.750	0.378	2.161	4.47	0.176	R
LP 029K 02													25.40	1.000	0.275	1.569	5.31	0.209	R
LP 029K 03													31.75	1.250	0.216	1.232	6.17	0.243	R
LP 029K 04													38.10	1.500	0.178	1.014	7.04	0.277	S
LP 029K 05													44.45	1.750	0.151	0.861	7.87	0.310	S
LP 029K 06													50.80	2.000	0.131	0.749	8.74	0.344	S
LP 032K 01					11.13	0.438	0.81	0.032	35	5	6.89	1.550	19.05	0.750	0.501	2.860	5.28	0.208	R
LP 032K 02													25.40	1.000	0.362	2.069	6.38	0.251	R
LP 032K 03													31.75	1.250	0.284	1.621	7.44	0.293	R
LP 032K 04													38.10	1.500	0.233	1.332	8.53	0.336	S
LP 032K 05													44.45	1.750	0.198	1.131	9.63	0.379	S
LP 032K 06													50.80	2.000	0.172	0.982	10.72	0.422	S
LP 024KL 01	14.48	0.570	15.09	0.594	11.91	0.469	0.61	0.024	10	1.5	2.13	0.478	19.05	0.750	0.139	0.796	3.78	0.149	R
LP 024KL 02													25.40	1.000	0.102	0.581	4.50	0.177	R
LP 024KL 03													31.75	1.250	0.080	0.458	5.21	0.205	R
LP 024KL 04													38.10	1.500	0.066	0.378	5.94	0.234	S
LP 024KL 05													44.45	1.750	0.056	0.322	6.65	0.262	S
LP 024KL 06													50.80	2.000	0.049	0.280	7.37	0.290	S
LP 026KL 01					11.91	0.469	0.66	0.026	17	2.5	3.55	0.797	19.05	0.750	0.232	1.324	3.76	0.148	R
LP 026KL 02													25.40	1.000	0.169	0.965	4.42	0.174	R
LP 026KL 03													31.75	1.250	0.133	0.759	5.08	0.200	R
LP 026KL 04													38.10	1.500	0.110	0.626	5.72	0.225	S
LP 026KL 05													44.45	1.750	0.093	0.532	6.38	0.251	S
LP 026KL 06													50.80	2.000	0.081	0.463	7.04	0.277	S
LP 029KL 01					11.91	0.469	0.74	0.029	24	3.5	4.96	1.116	19.05	0.750	0.338	1.928	4.34	0.171	R
LP 029KL 02													25.40	1.000	0.245	1.400	5.16	0.203	R
LP 029KL 03													31.75	1.250	0.192	1.099	5.94	0.234	R
LP 029KL 04													38.10	1.500	0.158	0.905	6.76	0.266	S
LP 029KL 05													44.45	1.750	0.135	0.769	7.57	0.298	S
LP 029KL 06													50.80	2.000	0.117	0.668	8.36	0.329	S
LP 032KL 01					11.91	0.469	0.81	0.032	31	4.5	6.39	1.436	19.05	0.750	0.457	2.607	5.05	0.199	R
LP 032KL 02													25.40	1.000	0.330	1.886	6.07	0.239	R
LP 032KL 03													31.75	1.250	0.259	1.477	7.06	0.278	R
LP 032KL 04													38.10	1.500	0.213	1.214	8.08	0.318	S
LP 032KL 05													44.45	1.750	0.181	1.031	9.07	0.357	S
LP 032KL 06													50.80	2.000	0.157	0.895	10.08	0.397	S
LP 035KL 01					11.91	0.469	0.89	0.035	38	5.5	7.80	1.753	19.05	0.750	0.593	3.385	5.89	0.232	R
LP 035KL 02													25.40	1.000	0.427	2.439	7.14	0.281	R
LP 035KL 03													31.75	1.250	0.334	1.907	8.38	0.330	R
LP 035KL 04													38.10	1.500	0.274	1.565	9.63	0.379	S
LP 035KL 05													44.45	1.750	0.232	1.327	10.87	0.428	S
LP 035KL 06													50.80	2.000	0.202	1.152	12.12	0.477	S

COMPRESSION SPRINGS: LITE PRESSURE

● End Coils Closed

● Stainless Steel (Passivated. Ultrasonically Cleaned)

LEE STOCK NUMBER	OUTSIDE DIAMETER		TO WORK IN HOLE DIA. MIN		TO WORK OVER ROD DIA. MAX.		WIRE DIAMETER		PRESSURE @ 80% DEFLECTION		LOAD AT SOLID HEIGHT		FREE LENGTH		SPRING RATE		SOLID HEIGHT		PRICE GROUP S316 Stainless
	MM	IN	MM	IN	MM	IN	MM	IN	kPA	PSI	N	LB	MM	IN	N/MM	LB/IN	MM	IN	S316
LP 024L 01	15.24	0.600	15.88	0.625	12.70	0.500	0.61	0.024	7	1	1.70	0.383	19.05	0.750	0.112	0.642	3.89	0.153	R
LP 024L 02													25.40	1.000	0.082	0.469	4.65	0.183	R
LP 024L 03													31.75	1.250	0.065	0.370	5.41	0.213	R
LP 024L 04													38.10	1.500	0.053	0.305	6.17	0.243	S
LP 024L 05													44.45	1.750	0.046	0.260	6.93	0.273	S
LP 024L 06													50.80	2.000	0.040	0.226	7.70	0.303	S
LP 026L 01					12.70	0.500	0.66	0.026	14	2	3.41	0.767	19.05	0.750	0.220	1.258	3.56	0.140	R
LP 026L 02													25.40	1.000	0.161	0.917	4.17	0.164	R
LP 026L 03													31.75	1.250	0.126	0.721	4.75	0.187	R
LP 026L 04													38.10	1.500	0.104	0.595	5.33	0.210	S
LP 026L 05													44.45	1.750	0.089	0.506	5.92	0.233	S
LP 026L 06													50.80	2.000	0.077	0.440	6.53	0.257	S
LP 029L 01					12.70	0.500	0.74	0.029	21	3	5.12	1.150	19.05	0.750	0.340	1.943	4.01	0.158	R
LP 029L 02													25.40	1.000	0.247	1.411	4.70	0.185	R
LP 029L 03													31.75	1.250	0.194	1.108	5.36	0.211	R
LP 029L 04													38.10	1.500	0.160	0.912	6.05	0.238	S
LP 029L 05													44.45	1.750	0.136	0.775	6.73	0.265	S
LP 029L 06													50.80	2.000	0.118	0.673	7.42	0.292	S
LP 032L 01					12.70	0.500	0.81	0.032	28	4	6.82	1.534	19.05	0.750	0.472	2.696	4.60	0.181	R
LP 032L 02													25.40	1.000	0.342	1.950	5.41	0.213	R
LP 032L 03													31.75	1.250	0.268	1.528	6.25	0.246	R
LP 032L 04													38.10	1.500	0.220	1.256	7.06	0.278	S
LP 032L 05													44.45	1.750	0.187	1.066	7.90	0.311	S
LP 032L 06													50.80	2.000	0.162	0.926	8.71	0.343	S
LP 035L 01					12.70	0.500	0.89	0.035	35	5	8.53	1.917	19.05	0.750	0.619	3.537	5.28	0.208	R
LP 035L 02													25.40	1.000	0.446	2.549	6.30	0.248	R
LP 035L 03													31.75	1.250	0.349	1.993	7.32	0.288	R
LP 035L 04													38.10	1.500	0.286	1.635	8.33	0.328	S
LP 035L 05													44.45	1.750	0.243	1.387	9.32	0.367	S
LP 035L 06													50.80	2.000	0.211	1.204	10.34	0.407	S
LP 026LM 01	16.00	0.630	16.66	0.656	13.49	0.531	0.66	0.026	10	1.5	2.60	0.585	19.05	0.750	0.170	0.970	3.73	0.147	S
LP 026LM 02													25.40	1.000	0.124	0.707	4.39	0.173	S
LP 026LM 03													31.75	1.250	0.097	0.556	5.05	0.199	S
LP 026LM 04													38.10	1.500	0.080	0.458	5.72	0.225	T
LP 026LM 05													44.45	1.750	0.068	0.390	6.38	0.251	T
LP 026LM 06													50.80	2.000	0.059	0.339	7.04	0.277	T
LP 029LM 01					13.49	0.531	0.74	0.029	17	2.5	4.33	0.973	19.05	0.750	0.288	1.647	4.04	0.159	S
LP 029LM 02													25.40	1.000	0.209	1.196	4.72	0.186	S
LP 029LM 03													31.75	1.250	0.164	0.939	5.41	0.213	S
LP 029LM 04													38.10	1.500	0.135	0.773	6.10	0.240	T
LP 029LM 05													44.45	1.750	0.115	0.657	6.78	0.267	T
LP 029LM 06													50.80	2.000	0.100	0.571	7.47	0.294	T
LP 032LM 01					13.49	0.531	0.81	0.032	24	3.5	6.07	1.364	19.05	0.750	0.418	2.385	4.52	0.178	S
LP 032LM 02													25.40	1.000	0.302	1.726	5.33	0.210	S
LP 032LM 03													31.75	1.250	0.237	1.352	6.12	0.241	S
LP 032LM 04													38.10	1.500	0.195	1.111	6.93	0.273	T
LP 032LM 05													44.45	1.750	0.165	0.943	7.72	0.304	T
LP 032LM 06													50.80	2.000	0.143	0.819	8.51	0.335	T
LP 035LM 01					13.49	0.531	0.89	0.035	31	4.5	7.81	1.755	19.05	0.750	0.561	3.202	5.13	0.202	S
LP 035LM 02													25.40	1.000	0.404	2.307	6.10	0.240	S
LP 035LM 03													31.75	1.250	0.316	1.804	7.06	0.278	S
LP 035LM 04													38.10	1.500	0.259	1.480	8.03	0.316	T
LP 035LM 05													44.45	1.750	0.220	1.255	8.97	0.353	T
LP 035LM 06													50.80	2.000	0.191	1.090	9.93	0.391	T
LP 038LM 01					12.70	0.500	0.97	0.038	38	5.5	9.53	2.142	19.05	0.750	0.722	4.120	5.84	0.230	T
LP 038LM 02													25.40	1.000	0.518	2.958	6.99	0.275	T
LP 038LM 03													31.75	1.250	0.404	2.307	8.15	0.321	T
LP 038LM 04													38.10	1.500	0.331	1.891	9.30	0.366	V
LP 038LM 05													44.45	1.750	0.281	1.602	10.46	0.412	V
LP 038LM 06													50.80	2.000	0.243	1.389	11.63	0.458	V

COMPRESSION SPRINGS: LITE PRESSURE

● **End Coils Closed** ● **Stainless Steel (Passivated. Ultrasonically Cleaned)**

LEE STOCK NUMBER	OUTSIDE DIAMETER		TO WORK IN HOLE DIA. MIN		TO WORK OVER ROD DIA. MAX.		WIRE DIAMETER		PRESSURE @ 80% DEFLECTION		LOAD AT SOLID HEIGHT		FREE LENGTH		SPRING RATE		SOLID HEIGHT		PRICE GROUP S316 Stainless
	MM	IN	MM	IN	MM	IN	MM	IN	kPA	PSI	N	LB	MM	IN	N/MM	LB/IN	MM	IN	S316
LP 026M 01	16.76	0.660	17.45	0.687	14.30	0.563	0.66	0.026	7	1	2.06	0.463	19.05	0.750	0.136	0.776	3.89	0.153	T
LP 026M 02													25.40	1.000	0.099	0.566	4.60	0.181	T
LP 026M 03													31.75	1.250	0.078	0.445	5.31	0.209	T
LP 026M 04													38.10	1.500	0.064	0.367	6.02	0.237	V
LP 026M 05													44.45	1.750	0.055	0.312	6.73	0.265	V
LP 026M 06													50.80	2.000	0.047	0.271	7.44	0.293	V
LP 029M 01					14.30	0.563	0.74	0.029	14	2	4.12	0.927	19.05	0.750	0.272	1.552	3.89	0.153	T
LP 029M 02													25.40	1.000	0.197	1.127	4.52	0.178	T
LP 029M 03													31.75	1.250	0.155	0.885	5.13	0.202	T
LP 029M 04													38.10	1.500	0.127	0.728	5.77	0.227	V
LP 029M 05													44.45	1.750	0.108	0.619	6.40	0.252	V
LP 029M 06													50.80	2.000	0.094	0.538	7.04	0.277	V
LP 032M 01					14.30	0.563	0.81	0.032	21	3	6.18	1.390	19.05	0.750	0.418	2.384	4.24	0.167	T
LP 032M 02													25.40	1.000	0.302	1.725	4.93	0.194	T
LP 032M 03													31.75	1.250	0.237	1.351	5.61	0.221	T
LP 032M 04													38.10	1.500	0.195	1.111	6.30	0.248	V
LP 032M 05													44.45	1.750	0.165	0.943	7.01	0.276	V
LP 032M 06													50.80	2.000	0.143	0.819	7.70	0.303	V
LP 035M 01					14.30	0.563	0.89	0.035	28	4	8.24	1.853	19.05	0.750	0.576	3.290	4.75	0.187	T
LP 035M 02													25.40	1.000	0.415	2.371	5.54	0.218	T
LP 035M 03													31.75	1.250	0.325	1.854	6.35	0.250	T
LP 035M 04													38.10	1.500	0.266	1.521	7.16	0.282	V
LP 035M 05													44.45	1.750	0.226	1.290	7.95	0.313	V
LP 035M 06													50.80	2.000	0.196	1.120	8.76	0.345	V
LP 038M 01					13.49	0.531	0.97	0.038	35	5	10.31	2.317	19.05	0.750	0.751	4.290	5.33	0.210	T
LP 038M 02													25.40	1.000	0.539	3.079	6.30	0.248	T
LP 038M 03													31.75	1.250	0.421	2.402	7.24	0.285	T
LP 038M 04													38.10	1.500	0.345	1.969	8.20	0.323	V
LP 038M 05													44.45	1.750	0.292	1.668	9.17	0.361	V
LP 038M 06													50.80	2.000	0.253	1.447	10.13	0.399	V
LP 029N 01	18.29	0.720	19.05	0.750	15.88	0.625	0.74	0.029	7	1	2.46	0.552	19.05	0.750	0.166	0.950	4.29	0.169	U
LP 029N 02													25.40	1.000	0.121	0.690	5.08	0.200	U
LP 029N 03													31.75	1.250	0.095	0.542	5.84	0.230	U
LP 029N 04													38.10	1.500	0.078	0.446	6.63	0.261	V
LP 029N 05													44.45	1.750	0.066	0.379	7.42	0.292	V
LP 029N 06													50.80	2.000	0.058	0.329	8.20	0.323	V
LP 032N 01					15.88	0.625	0.81	0.032	14	2	4.91	1.104	19.05	0.750	0.330	1.886	4.17	0.164	U
LP 032N 02													25.40	1.000	0.239	1.364	4.83	0.190	U
LP 032N 03													31.75	1.250	0.187	1.069	5.51	0.217	U
LP 032N 04													38.10	1.500	0.154	0.878	6.17	0.243	V
LP 032N 05													44.45	1.750	0.131	0.746	6.83	0.269	V
LP 032N 06													50.80	2.000	0.113	0.648	7.49	0.295	V
LP 035N 01					15.09	0.594	0.89	0.035	21	3	7.37	1.657	19.05	0.750	0.505	2.885	4.47	0.176	U
LP 035N 02													25.40	1.000	0.364	2.079	5.16	0.203	U
LP 035N 03													31.75	1.250	0.285	1.625	5.87	0.231	U
LP 035N 04													38.10	1.500	0.234	1.334	6.55	0.258	V
LP 035N 05													44.45	1.750	0.198	1.131	7.26	0.286	V
LP 035N 06													50.80	2.000	0.172	0.982	7.95	0.313	V
LP 038N 01					15.09	0.594	0.97	0.038	28	4	9.83	2.209	19.05	0.750	0.694	3.964	4.90	0.193	U
LP 038N 02													25.40	1.000	0.498	2.846	5.69	0.224	U
LP 038N 03													31.75	1.250	0.389	2.219	6.48	0.255	U
LP 038N 04													38.10	1.500	0.319	1.819	7.26	0.286	V
LP 038N 05													44.45	1.750	0.270	1.541	8.05	0.317	V
LP 038N 06													50.80	2.000	0.234	1.337	8.84	0.348	V
LP 042N 01					15.09	0.594	1.07	0.042	35	5	12.28	2.761	19.05	0.750	0.922	5.265	5.74	0.226	U
LP 042N 02													25.40	1.000	0.658	3.759	6.73	0.265	U
LP 042N 03													31.75	1.250	0.512	2.923	7.75	0.305	U
LP 042N 04													38.10	1.500	0.419	2.391	8.76	0.345	V
LP 042N 05													44.45	1.750	0.354	2.023	9.78	0.385	V
LP 042N 06													50.80	2.000	0.307	1.753	10.80	0.425	V

COMPRESSION SPRINGS: LITE PRESSURE

● End Coils Closed

● Stainless Steel (Passivated. Ultrasonically Cleaned)

LEE STOCK NUMBER	OUTSIDE DIAMETER		TO WORK IN HOLE DIA. MIN		TO WORK OVER ROD DIA. MAX.		WIRE DIAMETER		PRESSURE @ 80% DEFLECTION		LOAD AT SOLID HEIGHT		FREE LENGTH		SPRING RATE		SOLID HEIGHT		PRICE GROUP S316 Stainless
	MM	IN	MM	IN	MM	IN	MM	IN	kPA	PSI	N	LB	MM	IN	N/MM	LB/IN	MM	IN	S316
LP 035P 01	21.46	0.845	22.23	0.875	18.26	0.719	0.89	0.035	7	1	3.35	0.752	25.40	1.000	0.171	0.978	5.87	0.231	V
LP 035P 02													31.75	1.250	0.134	0.764	6.78	0.267	V
LP 035P 03													38.10	1.500	0.110	0.627	7.67	0.302	V
LP 035P 04													44.45	1.750	0.093	0.532	8.56	0.337	W
LP 035P 05													50.80	2.000	0.081	0.462	9.45	0.372	W
LP 035P 06													57.15	2.250	0.071	0.408	10.36	0.408	W
LP 038P 01					18.26	0.719	0.97	0.038	14	2	6.69	1.503	25.40	1.000	0.334	1.909	5.41	0.213	V
LP 038P 02													31.75	1.250	0.261	1.489	6.12	0.241	V
LP 038P 03													38.10	1.500	0.214	1.221	6.81	0.268	V
LP 038P 04													44.45	1.750	0.181	1.034	7.52	0.296	W
LP 038P 05													50.80	2.000	0.157	0.897	8.23	0.324	W
LP 038P 06													57.15	2.250	0.139	0.792	8.94	0.352	W
LP 042P 01					18.26	0.719	1.07	0.042	21	3	10.03	2.255	25.40	1.000	0.515	2.941	5.92	0.233	V
LP 042P 02													31.75	1.250	0.401	2.287	6.71	0.264	V
LP 042P 03													38.10	1.500	0.328	1.871	7.49	0.295	V
LP 042P 04													44.45	1.750	0.277	1.583	8.26	0.325	W
LP 042P 05													50.80	2.000	0.240	1.372	9.04	0.356	W
LP 042P 06													57.15	2.250	0.212	1.210	9.83	0.387	W
LP 045P 01					18.26	0.719	1.14	0.045	28	4	13.38	3.007	25.40	1.000	0.700	3.997	6.30	0.248	V
LP 045P 02													31.75	1.250	0.543	3.101	7.11	0.280	V
LP 045P 03													38.10	1.500	0.444	2.533	7.95	0.313	V
LP 045P 04													44.45	1.750	0.375	2.141	8.76	0.345	W
LP 045P 05													50.80	2.000	0.325	1.854	9.60	0.378	W
LP 045P 06													57.15	2.250	0.286	1.635	10.44	0.411	W
LP 049P 01					17.48	0.688	1.24	0.049	35	5	16.72	3.758	25.40	1.000	0.915	5.227	7.14	0.281	V
LP 049P 02													31.75	1.250	0.708	4.042	8.13	0.320	V
LP 049P 03													38.10	1.500	0.577	3.295	9.12	0.359	V
LP 049P 04													44.45	1.750	0.487	2.781	10.13	0.399	W
LP 049P 05													50.80	2.000	0.421	2.406	11.13	0.438	W
LP 049P 06													57.15	2.250	0.371	2.120	12.12	0.477	W
LP 042R 01	24.64	0.970	25.40	1.000	21.44	0.844	1.07	0.042	7	1	4.37	0.982	31.75	1.250	0.185	1.055	8.13	0.320	Y
LP 042R 02													38.10	1.500	0.151	0.863	9.22	0.363	Y
LP 042R 03													44.45	1.750	0.128	0.730	10.31	0.406	Y
LP 042R 04													50.80	2.000	0.111	0.633	11.40	0.449	Z
LP 042R 05													57.15	2.250	0.098	0.558	12.50	0.492	Z
LP 042R 06													63.50	2.500	0.088	0.500	13.59	0.535	Z
LP 045R 01					21.44	0.844	1.14	0.045	14	2	8.73	1.963	31.75	1.250	0.354	2.022	7.09	0.279	Y
LP 045R 02													38.10	1.500	0.289	1.652	7.90	0.311	Y
LP 045R 03													44.45	1.750	0.244	1.396	8.74	0.344	Y
LP 045R 04													50.80	2.000	0.212	1.209	9.55	0.376	Z
LP 045R 05													57.15	2.250	0.187	1.066	10.36	0.408	Z
LP 045R 06													63.50	2.500	0.167	0.953	11.20	0.441	Z
LP 049R 01					20.65	0.813	1.24	0.049	21	3	13.10	2.945	31.75	1.250	0.539	3.080	7.47	0.294	Y
LP 049R 02													38.10	1.500	0.440	2.511	8.31	0.327	Y
LP 049R 03													44.45	1.750	0.371	2.119	9.14	0.360	Y
LP 049R 04													50.80	2.000	0.321	1.833	10.01	0.394	Z
LP 049R 05													57.15	2.250	0.283	1.615	10.85	0.427	Z
LP 049R 06													63.50	2.500	0.253	1.444	11.68	0.460	Z
LP 055R 01					20.65	0.813	1.40	0.055	28	4	17.47	3.927	31.75	1.250	0.766	4.376	8.97	0.353	Y
LP 055R 02													38.10	1.500	0.623	3.557	10.06	0.396	Y
LP 055R 03													44.45	1.750	0.525	2.996	11.15	0.439	Y
LP 055R 04													50.80	2.000	0.453	2.588	12.24	0.482	Z
LP 055R 05													57.15	2.250	0.399	2.277	13.36	0.526	Z
LP 055R 06													63.50	2.500	0.356	2.033	14.45	0.569	Z
LP 059R 01					20.65	0.813	1.50	0.059	35	5	21.84	4.909	31.75	1.250	0.994	5.676	9.78	0.385	Y
LP 059R 02													38.10	1.500	0.806	4.604	11.02	0.434	Y
LP 059R 03													44.45	1.750	0.678	3.872	12.24	0.482	Y
LP 059R 04													50.80	2.000	0.585	3.341	13.49	0.531	Z
LP 059R 05													57.15	2.250	0.515	2.938	14.71	0.579	Z
LP 059R 06													63.50	2.500	0.459	2.622	15.95	0.628	Z

COMPRESSION SPRINGS: LITE PRESSURE

● **End Coils Closed** ● **Stainless Steel (Passivated. Ultrasonically Cleaned)**

LEE STOCK NUMBER	OUTSIDE DIAMETER		TO WORK IN HOLE DIA. MIN		TO WORK OVER ROD DIA. MAX.		WIRE DIAMETER		PRESSURE @ 80% DEFLECTION		LOAD AT SOLID HEIGHT		FREE LENGTH		SPRING RATE		SOLID HEIGHT		PRICE GROUP S316 Stainless
	MM	IN	MM	IN	MM	IN	MM	IN	kPA	PSI	N	LB	MM	IN	N/MM	LB/IN	MM	IN	S316
LP 045S 01	27.81	1.095	28.58	1.125	24.61	0.969	1.14	0.045	7	1	5.53	1.243	38.10	1.500	0.185	1.056	8.23	0.324	Y
LP 045S 02													44.45	1.750	0.156	0.893	9.09	0.358	Y
LP 045S 03													50.80	2.000	0.135	0.773	9.98	0.393	Y
LP 045S 04													57.15	2.250	0.119	0.682	10.85	0.427	Z
LP 045S 05													63.50	2.500	0.107	0.610	11.73	0.462	Z
LP 045S 06													69.85	2.750	0.096	0.551	12.60	0.496	Z
LP 049S 01					23.83	0.938	1.24	0.049	14	2	11.05	2.485	38.10	1.500	0.362	2.065	7.52	0.296	Y
LP 049S 02													44.45	1.750	0.305	1.743	8.23	0.324	Y
LP 049S 03													50.80	2.000	0.264	1.508	8.94	0.352	Y
LP 049S 04													57.15	2.250	0.233	1.328	9.63	0.379	Z
LP 049S 05													63.50	2.500	0.208	1.187	10.34	0.407	Z
LP 049S 06													69.85	2.750	0.188	1.073	11.02	0.434	Z
LP 055S 01					23.83	0.938	1.40	0.055	21	3	16.58	3.728	38.10	1.500	0.562	3.211	8.61	0.339	Y
LP 055S 02													44.45	1.750	0.474	2.705	9.45	0.372	Y
LP 055S 03													50.80	2.000	0.409	2.336	10.26	0.404	Y
LP 055S 04													57.15	2.250	0.360	2.056	11.10	0.437	Z
LP 055S 05													63.50	2.500	0.322	1.836	11.94	0.470	Z
LP 055S 06													69.85	2.750	0.290	1.658	12.75	0.502	Z
LP 059S 01					23.83	0.938	1.50	0.059	28	4	22.11	4.970	38.10	1.500	0.764	4.364	9.17	0.361	Y
LP 059S 02													44.45	1.750	0.643	3.671	10.06	0.396	Y
LP 059S 03													50.80	2.000	0.555	3.167	10.95	0.431	Y
LP 059S 04													57.15	2.250	0.488	2.785	11.84	0.466	Z
LP 059S 05													63.50	2.500	0.435	2.485	12.70	0.500	Z
LP 059S 06													69.85	2.750	0.393	2.244	13.59	0.535	Z
LP 063S 01					23.83	0.938	1.59	0.063	35	5	27.64	6.213	38.10	1.500	0.981	5.600	9.93	0.391	Y
LP 063S 02													44.45	1.750	0.824	4.703	10.90	0.429	Y
LP 063S 03													50.80	2.000	0.710	4.054	11.86	0.467	Y
LP 063S 04													57.15	2.250	0.624	3.562	12.85	0.506	Z
LP 063S 05													63.50	2.500	0.556	3.177	13.82	0.544	Z
LP 063S 06													69.85	2.750	0.502	2.867	14.81	0.583	Z
LP 055T 01	30.94	30.94	31.75	1.25	27.00	1.063	1.40	0.055	7	1	6.82	1.534	38.10	1.500	0.254	1.449	11.20	0.441	Y
LP 055T 02													44.45	1.750	0.214	1.220	12.52	0.493	Y
LP 055T 03													50.80	2.000	0.185	1.054	13.82	0.544	Y
LP 055T 04													57.15	2.250	0.163	0.928	15.14	0.596	Z
LP 055T 05													63.50	2.500	0.145	0.828	16.46	0.648	Z
LP 055T 06													69.85	2.750	0.131	0.748	17.78	0.700	Z
LP 059T 01					27.00	1.063	1.50	0.059	14	2	13.65	3.068	38.10	1.500	0.482	2.753	9.80	0.386	Y
LP 059T 02													44.45	1.750	0.405	2.315	10.80	0.425	Y
LP 059T 03													50.80	2.000	0.350	1.998	11.79	0.464	Y
LP 059T 04													57.15	2.250	0.308	1.757	12.80	0.504	Z
LP 059T 05													63.50	2.500	0.275	1.568	13.79	0.543	Z
LP 059T 06													69.85	2.750	0.248	1.415	14.81	0.583	Z
LP 063T 01					26.19	1.031	1.59	0.063	21	3	20.47	4.602	38.10	1.500	0.722	4.124	9.75	0.384	Y
LP 063T 02													44.45	1.750	0.607	3.464	10.69	0.421	Y
LP 063T 03													50.80	2.000	0.523	2.986	11.66	0.459	Y
LP 063T 04													57.15	2.250	0.460	2.624	12.60	0.496	Z
LP 063T 05													63.50	2.500	0.410	2.340	13.54	0.533	Z
LP 063T 06													69.85	2.750	0.370	2.111	14.48	0.570	Z
LP 067T 01					26.19	1.031	1.70	0.067	28	4	27.29	6.136	38.10	1.500	0.977	5.576	10.16	0.400	Y
LP 067T 02													44.45	1.750	0.819	4.676	11.13	0.438	Y
LP 067T 03													50.80	2.000	0.705	4.026	12.09	0.476	Y
LP 067T 04													57.15	2.250	0.619	3.535	13.06	0.514	Z
LP 067T 05													63.50	2.500	0.552	3.150	14.02	0.552	Z
LP 067T 06													69.85	2.750	0.498	2.841	15.01	0.591	Z
LP 072T 01					26.19	1.031	1.83	0.072	35	5	34.12	7.670	38.10	1.500	1.265	7.225	11.13	0.438	Y
LP 072T 02													44.45	1.750	1.059	6.048	12.24	0.482	Y
LP 072T 03													50.80	2.000	0.911	5.200	13.34	0.525	Y
LP 072T 04													57.15	2.250	0.799	4.561	14.43	0.568	Z
LP 072T 05													63.50	2.500	0.711	4.062	15.54	0.612	Z
LP 072T 06													69.85	2.750	0.641	3.661	16.64	0.655	Z

COMPRESSION SPRINGS: LITE PRESSURE

● **End Coils Closed** ● **Stainless Steel (Passivated. Ultrasonically Cleaned)**

LEE STOCK NUMBER	OUTSIDE DIAMETER		TO WORK IN HOLE DIA. MIN		TO WORK OVER ROD DIA. MAX.		WIRE DIAMETER		PRESSURE @ 80% DEFLECTION		LOAD AT SOLID HEIGHT		FREE LENGTH		SPRING RATE		SOLID HEIGHT		PRICE GROUP S316 Stainless
	MM	IN	MM	IN	MM	IN	MM	IN	kPA	PSI	N	LB	MM	IN	N/MM	LB/IN	MM	IN	S316
LP 063V 01	35.56	1.400	36.50	1.437	30.96	1.219	1.59	0.063	7	1	9.02	2.027	38.10	1.500	0.340	1.942	11.58	0.456	Z
LP 063V 02													44.45	1.750	0.286	1.631	12.88	0.507	Z
LP 063V 03													50.80	2.000	0.246	1.406	14.17	0.558	BA
LP 063V 04													57.15	2.250	0.216	1.235	15.47	0.609	BA
LP 063V 05													63.50	2.500	0.193	1.102	16.76	0.660	BB
LP 063V 06													69.85	2.750	0.174	0.994	18.06	0.711	BB
LP 067V 01					30.96	1.219	1.70	0.067	14	2	18.04	4.055	38.10	1.500	0.643	3.670	10.03	0.395	Z
LP 067V 02													44.45	1.750	0.539	3.078	11.00	0.433	Z
LP 067V 03													50.80	2.000	0.464	2.650	11.94	0.470	BA
LP 067V 04													57.15	2.250	0.408	2.327	12.88	0.507	BA
LP 067V 05													63.50	2.500	0.363	2.074	13.84	0.545	BB
LP 067V 06													69.85	2.750	0.327	1.870	14.78	0.582	BB
LP 072V 01					30.96	1.219	1.83	0.072	21	3	27.05	6.082	38.10	1.500	0.970	5.541	10.21	0.402	Z
LP 072V 02													44.45	1.750	0.812	4.638	11.15	0.439	Z
LP 072V 03													50.80	2.000	0.698	3.988	12.07	0.475	BA
LP 072V 04													57.15	2.250	0.613	3.498	12.98	0.511	BA
LP 072V 05													63.50	2.500	0.546	3.115	13.92	0.548	BB
LP 072V 06													69.85	2.750	0.492	2.808	14.83	0.584	BB
LP 080V 01					30.18	1.188	2.03	0.080	28	4	36.07	8.109	38.10	1.500	1.375	7.849	11.86	0.467	Z
LP 080V 02													44.45	1.750	1.147	6.550	13.00	0.512	Z
LP 080V 03													50.80	2.000	0.984	5.619	14.15	0.557	BA
LP 080V 04													57.15	2.250	0.862	4.920	15.29	0.602	BA
LP 080V 05													63.50	2.500	0.766	4.376	16.43	0.647	BB
LP 080V 06													69.85	2.750	0.690	3.940	17.58	0.692	BB
LP 085V 01					30.18	1.188	2.16	0.085	35	5	45.09	10.136	38.10	1.500	1.769	10.101	12.60	0.496	Z
LP 085V 02													44.45	1.750	1.473	8.412	13.84	0.545	Z
LP 085V 03													50.80	2.000	1.262	7.207	15.06	0.593	BA
LP 085V 04													57.15	2.250	1.104	6.303	16.31	0.642	BA
LP 085V 05													63.50	2.500	0.981	5.602	17.53	0.690	BB
LP 085V 06													69.85	2.750	0.883	5.040	18.77	0.739	BB
LP 067W 01	37.08	1.460	38.10	1.500	32.54	1.281	1.70	0.067	7	1	9.83	2.209	41.28	1.625	0.349	1.990	13.08	0.515	Z
LP 067W 02													44.45	1.750	0.320	1.829	13.77	0.542	Z
LP 067W 03													50.80	2.000	0.276	1.575	15.16	0.597	BA
LP 067W 04													57.15	2.250	0.242	1.383	16.59	0.653	BA
LP 067W 05													63.50	2.500	0.216	1.232	17.98	0.708	BB
LP 067W 06													69.85	2.750	0.195	1.112	19.38	0.763	BB
LP 072W 01					31.75	1.250	1.83	0.072	14	2	19.65	4.418	41.28	1.625	0.661	3.777	11.56	0.455	Z
LP 072W 02													44.45	1.750	0.608	3.470	12.12	0.477	Z
LP 072W 03													50.80	2.000	0.522	2.983	13.18	0.519	BA
LP 072W 04													57.15	2.250	0.458	2.617	14.27	0.562	BA
LP 072W 05													63.50	2.500	0.408	2.330	15.34	0.604	BB
LP 072W 06													69.85	2.750	0.368	2.100	16.43	0.647	BB
LP 080W 01					31.75	1.250	2.03	0.080	21	3	29.48	6.627	41.28	1.625	1.035	5.910	12.80	0.504	Z
LP 080W 02													44.45	1.750	0.949	5.421	13.41	0.528	Z
LP 080W 03													50.80	2.000	0.815	4.651	14.61	0.575	BA
LP 080W 04													57.15	2.250	0.713	4.072	15.82	0.623	BA
LP 080W 05													63.50	2.500	0.634	3.622	17.02	0.670	BB
LP 080W 06													69.85	2.750	0.571	3.261	18.24	0.718	BB
LP 085W 01					31.75	1.250	2.16	0.085	28	4	39.30	8.836	41.28	1.625	1.402	8.007	13.23	0.521	Z
LP 085W 02													44.45	1.750	1.285	7.337	13.87	0.546	Z
LP 085W 03													50.80	2.000	1.101	6.286	15.09	0.594	BA
LP 085W 04													57.15	2.250	0.963	5.498	16.33	0.643	BA
LP 085W 05													63.50	2.500	0.856	4.886	17.58	0.692	BB
LP 085W 06													69.85	2.750	0.770	4.396	18.80	0.740	BB
LP 092W 01					30.96	1.219	2.32	0.092	35	5	49.13	11.045	41.28	1.625	1.852	10.573	14.73	0.580	Z
LP 092W 02													44.45	1.750	1.695	9.676	15.47	0.609	Z
LP 092W 03													50.80	2.000	1.449	8.273	16.89	0.665	BA
LP 092W 04													57.15	2.250	1.265	7.225	18.31	0.721	BA
LP 092W 05													63.50	2.500	1.123	6.413	19.76	0.778	BB
LP 092W 06													69.85	2.750	1.010	5.765	21.18	0.834	BB

COMPRESSION SPRINGS: LITE PRESSURE

● **End Coils Closed** ● **Stainless Steel (Passivated. Ultrasonically Cleaned)**

LEE STOCK NUMBER	OUTSIDE DIAMETER		TO WORK IN HOLE DIA. MIN		TO WORK OVER ROD DIA. MAX.		WIRE DIAMETER		PRESSURE @ 80% DEFLECTION		LOAD AT SOLID HEIGHT		FREE LENGTH		SPRING RATE		SOLID HEIGHT		PRICE GROUP S316 Stainless
	MM	IN	MM	IN	MM	IN	MM	IN	kPA	PSI	N	LB	MM	IN	N/MM	LB/IN	MM	IN	S316
LP 067X 01	40.13	1.580	41.28	1.625	34.93	1.375	1.70	0.067	7	1	11.53	2.592	44.45	1.750	0.348	1.988	11.33	0.446	BE
LP 067X 02													50.80	2.000	0.300	1.712	12.34	0.486	BF
LP 067X 03													57.15	2.250	0.263	1.503	13.34	0.525	BF
LP 067X 04													63.50	2.500	0.235	1.340	14.35	0.565	BN
LP 067X 05													69.85	2.750	0.212	1.208	15.34	0.604	BN
LP 067X 06													76.20	3.000	0.193	1.100	16.36	0.644	BN
LP 072X 01					34.93	1.375	1.83	0.072	14	2	23.06	5.185	44.45	1.750	0.673	3.840	10.16	0.400	BE
LP 072X 02													50.80	2.000	0.578	3.302	10.92	0.430	BF
LP 072X 03													57.15	2.250	0.507	2.896	11.68	0.460	BF
LP 072X 04													63.50	2.500	0.452	2.579	12.42	0.489	BN
LP 072X 05													69.85	2.750	0.407	2.324	13.18	0.519	BN
LP 072X 06													76.20	3.000	0.371	2.116	13.94	0.549	BN
LP 080X 01					34.93	1.375	2.03	0.080	21	3	34.59	7.777	44.45	1.750	1.043	5.954	11.28	0.444	BE
LP 080X 02													50.80	2.000	0.895	5.108	12.14	0.478	BF
LP 080X 03													57.15	2.250	0.783	4.473	12.98	0.511	BF
LP 080X 04													63.50	2.500	0.697	3.978	13.84	0.545	BN
LP 080X 05													69.85	2.750	0.627	3.582	14.71	0.579	BN
LP 080X 06													76.20	3.000	0.571	3.258	15.57	0.613	BN
LP 085X 01					34.14	1.344	2.16	0.085	28	4	46.13	10.370	44.45	1.750	1.409	8.047	11.71	0.461	BE
LP 085X 02													50.80	2.000	1.207	6.894	12.60	0.496	BF
LP 085X 03													57.15	2.250	1.056	6.030	13.46	0.530	BF
LP 085X 04													63.50	2.500	0.938	5.358	14.35	0.565	BN
LP 085X 05													69.85	2.750	0.844	4.821	15.21	0.599	BN
LP 085X 06													76.20	3.000	0.767	4.382	16.10	0.634	BN
LP 092X 01					34.14	1.344	2.32	0.092	35	5	57.66	12.962	44.45	1.750	1.837	10.490	13.06	0.514	BE
LP 092X 02													50.80	2.000	1.571	8.969	14.10	0.555	BF
LP 092X 03													57.15	2.250	1.372	7.833	15.11	0.595	BF
LP 092X 04													63.50	2.500	1.218	6.953	16.15	0.636	BN
LP 092X 05													69.85	2.750	1.095	6.250	17.17	0.676	BN
LP 092X 06													76.20	3.000	0.994	5.676	18.21	0.717	BN
LP 072ZA 01	42.85	1.687	44.45	1.750	37.29	1.468	1.83	0.072	7	1	13.40	3.012	38.10	1.500	0.489	2.790	10.72	0.422	BF
LP 072ZA 02													50.80	2.000	0.352	2.010	12.75	0.502	BF
LP 072ZA 03													63.50	2.500	0.275	1.570	14.78	0.582	BF
LP 072ZA 04													76.20	3.000	0.226	1.290	16.81	0.662	BN
LP 072ZA 05													88.90	3.500	0.191	1.090	18.87	0.743	BN
LP 072ZA 06													101.60	4.000	0.166	0.950	20.90	0.823	BN
LP 080ZA 01					36.53	1.438	2.03	0.080	14	2	26.76	6.017	38.10	1.500	0.974	5.560	10.62	0.418	BF
LP 080ZA 02													50.80	2.000	0.697	3.980	12.40	0.488	BF
LP 080ZA 03													63.50	2.500	0.543	3.100	14.20	0.559	BF
LP 080ZA 04													76.20	3.000	0.445	2.540	15.98	0.629	BN
LP 080ZA 05													88.90	3.500	0.377	2.150	17.78	0.700	BN
LP 080ZA 06													101.60	4.000	0.326	1.860	19.56	0.770	BN
LP 092ZA 01					36.53	1.438	2.32	0.092	21	3	40.11	9.018	38.10	1.500	1.571	8.970	12.57	0.495	BF
LP 092ZA 02													50.80	2.000	1.116	6.370	14.83	0.584	BF
LP 092ZA 03													63.50	2.500	0.865	4.940	17.12	0.674	BF
LP 092ZA 04													76.20	3.000	0.706	4.030	19.41	0.764	BN
LP 092ZA 05													88.90	3.500	0.597	3.410	21.69	0.854	BN
LP 092ZA 06													101.60	4.000	0.517	2.950	23.95	0.943	BN
LP 100ZA 01					35.71	1.406	2.54	0.100	28	4	53.51	12.029	38.10	1.500	2.212	12.630	13.92	0.548	BF
LP 100ZA 02													50.80	2.000	1.560	8.910	16.54	0.651	BG
LP 100ZA 03													63.50	2.500	1.207	6.890	19.15	0.754	BG
LP 100ZA 04													76.20	3.000	0.982	5.610	21.77	0.857	BQ
LP 100ZA 05													88.90	3.500	0.830	4.740	24.38	0.960	BQ
LP 100ZA 06													101.60	4.000	0.718	4.100	27.03	1.064	BQ
LP 105ZA 01					35.71	1.406	2.67	0.105	35	5	66.85	15.029	38.10	1.500	2.818	16.090	14.35	0.565	BN
LP 105ZA 02													50.80	2.000	1.981	11.310	17.04	0.671	BP
LP 105ZA 03													63.50	2.500	1.527	8.720	19.74	0.777	BQ
LP 105ZA 04													76.20	3.000	1.243	7.100	22.43	0.883	BS
LP 105ZA 05													88.90	3.500	1.047	5.980	25.10	0.988	BT
LP 105ZA 06													101.60	4.000	0.905	5.170	27.79	1.094	BU

COMPRESSION SPRINGS: LITE PRESSURE

● **End Coils Closed** ● **Stainless Steel (Passivated. Ultrasonically Cleaned)**

LEE STOCK NUMBER	OUTSIDE DIAMETER		TO WORK IN HOLE DIA. MIN		TO WORK OVER ROD DIA. MAX.		WIRE DIAMETER		PRESSURE @ 80% DEFLECTION		LOAD AT SOLID HEIGHT		FREE LENGTH		SPRING RATE		SOLID HEIGHT		PRICE GROUP S316 Stainless
	MM	IN	MM	IN	MM	IN	MM	IN	kPA	PSI	N	LB	MM	IN	N/MM	LB/IN	MM	IN	S316
LP 125ZA 01	42.85	1.687	44.45	1.750	34.93	1.375	3.18	0.125	69	10	133.73	30.064	38.10	1.500	6.238	35.620	16.66	0.656	BQ
LP 125ZA 02													50.80	2.000	4.319	24.660	19.84	0.781	BS
LP 125ZA 03													63.50	2.500	3.303	18.860	23.01	0.906	BT
LP 125ZA 04													76.20	3.000	2.674	15.270	26.19	1.031	BU
LP 125ZA 05													88.90	3.500	2.245	12.820	29.36	1.156	BW
LP 125ZA 06													101.60	4.000	1.937	11.060	32.51	1.280	BX
LP 148ZA 01					33.35	1.313	3.76	0.148	103	15	200.61	45.100	38.10	1.500	11.517	65.760	20.68	0.814	BS
LP 148ZA 02													50.80	2.000	7.816	44.630	25.15	0.990	BT
LP 148ZA 03													63.50	2.500	5.916	33.780	29.59	1.165	BU
LP 148ZA 04													76.20	3.000	4.758	27.170	34.04	1.340	BW
LP 148ZA 05													88.90	3.500	3.981	22.730	38.48	1.515	BX
LP 148ZA 06													101.60	4.000	3.420	19.530	42.95	1.691	BZ
LP 080ZC 01	49.20	1.937	50.80	2.000	42.88	1.688	2.03	0.080	7	1	17.45	3.923	38.10	1.500	0.634	3.620	10.57	0.416	BF
LP 080ZC 02													50.80	2.000	0.455	2.600	12.34	0.486	BF
LP 080ZC 03													63.50	2.500	0.354	2.020	14.15	0.557	BF
LP 080ZC 04													76.20	3.000	0.289	1.650	15.93	0.627	BN
LP 080ZC 05													88.90	3.500	0.245	1.400	17.70	0.697	BN
LP 080ZC 06													101.60	4.000	0.212	1.210	19.48	0.767	BN
LP 098ZC 01					42.06	1.656	2.49	0.098	14	2	34.94	7.854	38.10	1.500	1.405	8.020	13.23	0.521	BF
LP 098ZC 02													50.80	2.000	0.993	5.670	15.60	0.614	BG
LP 098ZC 03													63.50	2.500	0.767	4.380	17.98	0.708	BG
LP 098ZC 04													76.20	3.000	0.625	3.570	20.37	0.802	BQ
LP 098ZC 05													88.90	3.500	0.529	3.020	22.78	0.897	BQ
LP 098ZC 06													101.60	4.000	0.457	2.610	25.15	0.990	BQ
LP 105ZC 01					41.28	1.625	2.67	0.105	21	3	52.39	11.777	38.10	1.500	2.124	12.130	13.44	0.529	BM
LP 105ZC 02													50.80	2.000	1.494	8.530	15.72	0.619	BN
LP 105ZC 03													63.50	2.500	1.152	6.580	18.01	0.709	BQ
LP 105ZC 04													76.20	3.000	0.937	5.350	20.32	0.800	BR
LP 105ZC 05													88.90	3.500	0.790	4.510	22.61	0.890	BS
LP 105ZC 06													101.60	4.000	0.683	3.900	24.89	0.980	BU
LP 120ZC 01					40.49	1.594	3.05	0.120	28	4	69.86	15.706	38.10	1.500	3.210	18.330	16.33	0.643	BQ
LP 120ZC 02													50.80	2.000	2.231	12.740	19.48	0.767	BR
LP 120ZC 03													63.50	2.500	1.709	9.760	22.63	0.891	BS
LP 120ZC 04													76.20	3.000	1.385	7.910	25.78	1.015	BU
LP 120ZC 05													88.90	3.500	1.165	6.650	28.93	1.139	BV
LP 120ZC 06													101.60	4.000	1.005	5.740	32.08	1.263	BX
LP 125ZC 01					40.49	1.594	3.18	0.125	35	5	87.35	19.636	38.10	1.500	4.054	23.150	16.56	0.652	BS
LP 125ZC 02													50.80	2.000	2.807	16.030	19.69	0.775	BT
LP 125ZC 03													63.50	2.500	2.147	12.260	22.81	0.898	BU
LP 125ZC 04													76.20	3.000	1.737	9.920	25.93	1.021	BW
LP 125ZC 05													88.90	3.500	1.459	8.330	29.06	1.144	BX
LP 125ZC 06													101.60	4.000	1.259	7.190	32.18	1.267	BZ
LP 156ZC 01					39.70	1.563	3.96	0.156	69	10	174.70	39.275	38.10	1.500	10.133	57.860	20.85	0.821	BW
LP 156ZC 02													50.80	2.000	6.827	38.980	25.20	0.992	BX
LP 156ZC 03													63.50	2.500	5.147	29.390	29.57	1.164	BZ
LP 156ZC 04													76.20	3.000	4.130	23.580	33.91	1.335	CB
LP 156ZC 05													88.90	3.500	3.448	19.690	38.25	1.506	CC
LP 156ZC 06													101.60	4.000	2.961	16.910	42.60	1.677	CD
LP 170ZC 01					38.91	1.532	4.32	0.170	103	15	262.01	58.902	38.10	1.500	16.110	91.990	21.84	0.860	BW
LP 170ZC 02													50.80	2.000	10.704	61.120	26.31	1.036	BX
LP 170ZC 03													63.50	2.500	8.016	45.770	30.81	1.213	BZ
LP 170ZC 04													76.20	3.000	6.406	36.580	35.31	1.390	CB
LP 170ZC 05													88.90	3.500	5.335	30.460	39.78	1.566	CC
LP 170ZC 06													101.60	4.000	4.571	26.100	44.27	1.743	CD
LP 098ZG 01	60.33	2.375	63.50	2.500	52.40	2.063	2.49	0.098	7	1	27.29	6.136	50.80	2.000	0.729	4.160	13.31	0.524	BF
LP 098ZG 02													63.50	2.500	0.564	3.220	15.04	0.592	BG
LP 098ZG 03													76.20	3.000	0.459	2.620	16.74	0.659	BG
LP 098ZG 04													88.90	3.500	0.387	2.210	18.44	0.726	BQ
LP 098ZG 05													101.60	4.000	0.335	1.910	20.17	0.794	BQ
LP 098ZG 06													127.00	5.000	0.264	1.510	23.60	0.929	BQ

COMPRESSION SPRINGS: LITE PRESSURE

● **End Coils Closed** ● **Stainless Steel (Passivated. Ultrasonically Cleaned)**

LEE STOCK NUMBER	OUTSIDE DIAMETER		TO WORK IN HOLE DIA. MIN		TO WORK OVER ROD DIA. MAX.		WIRE DIAMETER		PRESSURE @ 80% DEFLECTION		LOAD AT SOLID HEIGHT		FREE LENGTH		SPRING RATE		SOLID HEIGHT		PRICE GROUP S316 Stainless
	MM	IN	MM	IN	MM	IN	MM	IN	kPA	PSI	N	LB	MM	IN	N/MM	LB/IN	MM	IN	S316
LP 120ZG 01	60.33	2.375	63.50	2.500	51.61	2.032	3.05	0.120	14	2	54.60	12.275	50.80	2.000	1.601	9.140	16.69	0.657	BQ
LP 120ZG 02													63.50	2.500	1.226	7.000	18.97	0.747	BR
LP 120ZG 03													76.20	3.000	0.995	5.680	21.29	0.838	BS
LP 120ZG 04													88.90	3.500	0.835	4.770	23.57	0.928	BU
LP 120ZG 05													101.60	4.000	0.722	4.120	25.88	1.019	BV
LP 120ZG 06													127.00	5.000	0.566	3.230	30.48	1.200	BX
LP 128ZG 01					50.80	2.000	3.25	0.128	21	3	81.88	18.407	50.80	2.000	2.405	13.730	16.76	0.660	BR
LP 128ZG 02													63.50	2.500	1.837	10.490	18.92	0.745	BS
LP 128ZG 03													76.20	3.000	1.485	8.480	21.08	0.830	BU
LP 128ZG 04													88.90	3.500	1.247	7.120	23.27	0.916	BV
LP 128ZG 05													101.60	4.000	1.075	6.140	25.43	1.001	BX
LP 128ZG 06													127.00	5.000	0.842	4.810	29.74	1.171	BZ
LP 135ZG 01					50.80	2.000	3.43	0.135	28	4	109.18	24.544	50.80	2.000	3.242	18.510	17.12	0.674	BS
LP 135ZG 02													63.50	2.500	2.469	14.100	19.28	0.759	BU
LP 135ZG 03													76.20	3.000	1.993	11.380	21.41	0.843	BV
LP 135ZG 04													88.90	3.500	1.671	9.540	23.57	0.928	BX
LP 135ZG 05													101.60	4.000	1.438	8.210	25.70	1.012	BZ
LP 135ZG 06													127.00	5.000	1.126	6.430	30.00	1.181	CB
LP 148ZG 01					50.01	1.969	3.76	0.148	35	5	136.48	30.682	50.80	2.000	4.357	24.880	19.48	0.767	BU
LP 148ZG 02													63.50	2.500	3.298	18.830	22.12	0.871	BW
LP 148ZG 03													76.20	3.000	2.653	15.150	24.77	0.975	BX
LP 148ZG 04													88.90	3.500	2.219	12.670	27.38	1.078	BZ
LP 148ZG 05													101.60	4.000	1.907	10.890	30.02	1.182	CB
LP 148ZG 06													127.00	5.000	1.489	8.500	35.31	1.390	CC
LP 187ZG 01					48.41	1.906	4.75	0.187	69	10	272.91	61.353	50.80	2.000	10.788	61.600	25.50	1.004	BX
LP 187ZG 02													63.50	2.500	8.007	45.720	29.41	1.158	BZ
LP 187ZG 03													76.20	3.000	6.366	36.350	33.32	1.312	CB
LP 187ZG 04													88.90	3.500	5.282	30.160	37.24	1.466	CC
LP 187ZG 05													101.60	4.000	4.515	25.780	41.15	1.620	CD
LP 187ZG 06													127.00	5.000	3.497	19.970	48.97	1.928	CF
LP 218ZG 01					46.84	1.844	5.54	0.218	103	15	409.45	92.047	50.80	2.000	19.955	113.940	30.28	1.192	CB
LP 218ZG 02													63.50	2.500	14.550	83.080	35.36	1.392	CC
LP 218ZG 03													76.20	3.000	11.448	65.370	40.44	1.592	CD
LP 218ZG 04													88.90	3.500	9.438	53.890	45.52	1.792	CF
LP 218ZG 05													101.60	4.000	8.028	45.840	50.60	1.992	CG
LP 218ZG 06													127.00	5.000	6.180	35.290	60.76	2.392	CH
LP 125ZK 01	73.03	2.875	76.20	3.000	63.50	2.500	3.18	0.125	7	1	39.31	8.838	50.80	2.000	1.151	6.570	16.61	0.654	BR
LP 125ZK 02													63.50	2.500	0.879	5.020	18.80	0.740	BS
LP 125ZK 03													76.20	3.000	0.711	4.060	20.98	0.826	BU
LP 125ZK 04													101.60	4.000	0.515	2.940	25.35	0.998	BV
LP 125ZK 05													127.00	5.000	0.405	2.310	29.72	1.170	BX
LP 125ZK 06													152.40	6.000	0.333	1.900	34.09	1.342	BZ
LP 148ZK 01					61.93	2.438	3.76	0.148	14	2	78.62	17.674	50.80	2.000	2.482	14.170	19.13	0.753	BU
LP 148ZK 02													63.50	2.500	1.877	10.720	21.64	0.852	BV
LP 148ZK 03													76.20	3.000	1.511	8.630	24.16	0.951	BX
LP 148ZK 04													101.60	4.000	1.086	6.200	29.21	1.150	BZ
LP 148ZK 05													127.00	5.000	0.848	4.840	34.24	1.348	CB
LP 148ZK 06													152.40	6.000	0.695	3.970	39.29	1.547	CC
LP 170ZK 01					61.11	2.406	4.32	0.170	21	3	117.92	26.510	50.80	2.000	4.170	23.810	22.53	0.887	BV
LP 170ZK 02													63.50	2.500	3.123	17.830	25.73	1.013	BX
LP 170ZK 03													76.20	3.000	2.496	14.250	28.93	1.139	BZ
LP 170ZK 04													101.60	4.000	1.781	10.170	35.36	1.392	CB
LP 170ZK 05													127.00	5.000	1.384	7.900	41.78	1.645	CC
LP 170ZK 06													152.40	6.000	1.131	6.460	48.21	1.898	CE
LP 177ZK 01					60.33	2.375	4.50	0.177	28	4	157.21	35.343	50.80	2.000	5.532	31.590	22.38	0.881	BX
LP 177ZK 02													63.50	2.500	4.128	23.570	25.40	1.000	BZ
LP 177ZK 03													76.20	3.000	3.291	18.790	28.42	1.119	CB
LP 177ZK 04													101.60	4.000	2.343	13.380	34.49	1.358	CC
LP 177ZK 05													127.00	5.000	1.818	10.380	40.54	1.596	CE
LP 177ZK 06													152.40	6.000	1.485	8.480	46.58	1.834	CF

COMPRESSION SPRINGS: LITE PRESSURE

● **End Coils Closed** ● **Stainless Steel (Passivated. Ultrasonically Cleaned)**

LEE STOCK NUMBER	OUTSIDE DIAMETER		TO WORK IN HOLE DIA. MIN		TO WORK OVER ROD DIA. MAX.		WIRE DIAMETER		PRESSURE @ 80% DEFLECTION		LOAD AT SOLID HEIGHT		FREE LENGTH		SPRING RATE		SOLID HEIGHT		PRICE GROUP S316 Stainless
	MM	IN	MM	IN	MM	IN	MM	IN	kPA	PSI	N	LB	MM	IN	N/MM	LB/IN	MM	IN	S316
LP 187ZK 01	73.03	2.875	76.20	3.000	60.33	2.375	4.75	0.187	35	5	196.51	44.177	50.80	2.000	7.168	40.930	23.39	0.921	BZ
LP 187ZK 02													63.50	2.500	5.319	30.370	26.57	1.046	CB
LP 187ZK 03													76.20	3.000	4.229	24.150	29.72	1.170	CC
LP 187ZK 04													101.60	4.000	2.998	17.120	36.07	1.420	CD
LP 187ZK 05													127.00	5.000	2.324	13.270	42.42	1.670	CF
LP 187ZK 06													152.40	6.000	1.897	10.830	48.77	1.920	CG
LP 218ZK 01					58.75	2.313	5.54	0.218	69	10	392.97	88.343	50.80	2.000	15.764	90.010	25.88	1.019	CC
LP 218ZK 02													63.50	2.500	11.496	65.640	29.31	1.154	CD
LP 218ZK 03													76.20	3.000	9.046	51.650	32.74	1.289	CF
LP 218ZK 04													101.60	4.000	6.342	36.210	39.62	1.560	CG
LP 218ZK 05													127.00	5.000	4.883	27.880	46.51	1.831	CH
LP 218ZK 06													152.40	6.000	3.969	22.660	53.39	2.102	CJ
LP 250ZK 01					57.15	2.250	6.35	0.250	103	15	589.55	132.535	50.80	2.000	28.025	160.020	29.77	1.172	CF
LP 250ZK 02													63.50	2.500	20.016	114.290	34.04	1.340	CG
LP 250ZK 03													76.20	3.000	15.569	88.900	38.33	1.509	CH
LP 250ZK 04													101.60	4.000	10.779	61.550	46.91	1.847	CJ
LP 250ZK 05													127.00	5.000	8.242	47.060	55.47	2.184	CK
LP 250ZK 06													152.40	6.000	6.673	38.100	64.03	2.521	CL

Guide to using tables

Wire Diameter
in ascending order of size, within each group of outside diameters.

Maximum Rod Diameter
over which the spring will effectively operate, allowing for working conditions and manufacturing tolerances.

Load at Solid Height
the load or force required to bring all coils into contact (See note 5).

Free Length
the overall length of the spring in the unloaded position.

Lee Stock Number
Please add suffix **M** for Music Wire, **S** for Stainless Steel or **S316** for Type 316 Stainless, when ordering.

Price Group
reference to the price list

Outside Diameter
arranged through the pages in ascending order of size.

Special
in the price group column means that springs are available but as special orders only.

Minimum Hole Diameter
required for the effective operation of the spring, allowing for manufacturing tolerances and normal working conditions.

Solid Height
Length when fully compressed.

Spring Rate
change in load or force per unit of deflection (See note 5).

COMPRESSION SPRINGS: INSTRUMENT SERIES

● End Coils Closed ● Music Wire (Plated*) or Stainless Steel (Passivated)

LEE STOCK NUMBER	OUTSIDE DIAMETER		TO WORK IN HOLE DIAMETER		NOMINAL WIRE DIAMETER		TO WORK OVER ROD DIA. MAX		APPROXIMATE LOAD AT SOLID HEIGHT		NOMINAL FREE LENGTH		SPRING RATE		APPROXIMATE SOLID HEIGHT		PRICE GROUP		
																	Music Wire	302 Stainless	316 Stainless
	MM	IN	MM	IN	MM	IN	MM	IN	N	LB	MM	IN	N/MM	LB/IN	MM	IN	M		S316
CIM010ZA 01†	0.60	0.024	0.80	0.031	0.10	0.004	0.30	0.012	0.83	0.19	1.00	0.039	2.37	13.500	0.66	0.026	SPECIAL	D	SPECIAL
CIM010ZA 02†											1.40	0.055	1.50	8.590	0.84	0.033	SPECIAL	D	SPECIAL
CIM010ZA 03†											2.00	0.079	0.97	5.560	1.14	0.045	SPECIAL	D	SPECIAL
CIM010ZA 04†											2.70	0.106	0.66	3.780	1.55	0.061	SPECIAL	D	SPECIAL
CIM010ZA 05†											3.90	0.154	0.45	2.550	2.16	0.085	SPECIAL	D	SPECIAL
CIM010ZB 01†	0.73	0.029	0.90	0.035	0.10	0.004	0.40	0.016	0.65	0.15	1.20	0.047	1.18	6.750	0.66	0.026	SPECIAL	D	SPECIAL
CIM010ZB 02†											1.70	0.067	0.75	4.300	0.84	0.033	SPECIAL	D	SPECIAL
CIM010ZB 03†											2.40	0.094	0.49	2.780	1.14	0.045	SPECIAL	D	SPECIAL
CIM010ZB 04†											3.40	0.134	0.33	1.890	1.55	0.061	SPECIAL	D	SPECIAL
CIM010ZB 05†											4.90	0.193	0.22	1.280	2.16	0.085	SPECIAL	D	SPECIAL
CIM012ZC 01†	0.75	0.030	0.90	0.035	0.12	0.005	0.40	0.016	1.06	0.24	1.20	0.047	2.45	14.000	0.79	0.031	SPECIAL	D	SPECIAL
CIM012ZC 02†											1.70	0.067	1.56	8.910	1.02	0.040	SPECIAL	D	SPECIAL
CIM012ZC 03†											2.40	0.094	1.01	5.760	1.37	0.054	SPECIAL	D	SPECIAL
CIM012ZC 04†											3.40	0.134	0.69	3.920	1.85	0.073	SPECIAL	D	SPECIAL
CIM012ZC 05†											4.90	0.193	0.46	2.650	2.59	0.102	SPECIAL	D	SPECIAL
CIM010ZD 01†	0.90	0.035	1.10	0.043	0.10	0.004	0.50	0.020	0.50	0.11	1.50	0.059	0.58	3.300	0.66	0.026	SPECIAL	D	SPECIAL
CIM010ZD 02†											2.20	0.087	0.37	2.100	0.84	0.033	SPECIAL	D	SPECIAL
CIM010ZD 03†											3.20	0.126	0.24	1.360	1.14	0.045	SPECIAL	D	SPECIAL
CIM010ZD 04†											4.60	0.181	0.16	0.920	1.55	0.061	SPECIAL	D	SPECIAL
CIM010ZD 05†											6.60	0.260	0.11	0.620	2.16	0.085	SPECIAL	D	SPECIAL
CIM012ZE 01†	0.92	0.036	1.10	0.043	0.12	0.005	0.50	0.020	0.85	0.19	1.50	0.059	1.20	6.840	0.79	0.031	SPECIAL	D	SPECIAL
CIM012ZE 02†											2.10	0.083	0.76	4.350	1.02	0.040	SPECIAL	D	SPECIAL
CIM012ZE 03†											3.10	0.122	0.49	2.820	1.37	0.054	SPECIAL	D	SPECIAL
CIM012ZE 04†											4.40	0.173	0.34	1.910	1.85	0.073	SPECIAL	D	SPECIAL
CIM012ZE 05†											6.30	0.248	0.23	1.290	2.59	0.102	SPECIAL	D	SPECIAL
CIM016ZF 01†	0.96	0.038	1.20	0.047	0.16	0.006	0.40	0.016	2.02	0.45	1.60	0.063	3.78	21.610	1.04	0.041	SPECIAL	D	SPECIAL
CIM016ZF 02†											2.20	0.087	2.41	13.750	1.37	0.054	SPECIAL	D	SPECIAL
CIM016ZF 03†											3.10	0.122	1.56	8.900	1.83	0.072	SPECIAL	D	SPECIAL
CIM016ZF 04†											4.40	0.173	1.06	6.050	2.49	0.098	SPECIAL	D	SPECIAL
CIM016ZF 05†											6.20	0.244	0.72	4.090	3.43	0.135	SPECIAL	D	SPECIAL
CI 006AA 01	1.02	0.040	1.19	0.047	0.15	0.006	0.53	0.021	1.93	0.43	2.54	0.100	1.56	8.920	1.30	0.051	C		H
CI 006AA 02											3.81	0.150	0.97	5.540	1.83	0.072	C		H
CI 006AA 03											5.08	0.200	0.70	4.020	2.34	0.092	C	D	H
CI 006AA 04											6.35	0.250	0.55	3.150	2.84	0.112	C	D	H
CI 006AA 05											7.62	0.300	0.45	2.590	3.35	0.132	C	D	H
CI 006AA 06											8.89	0.350	0.39	2.200	3.89	0.153	C	D	H
CI 006AA 07											10.16	0.400	0.34	1.910	4.39	0.173	C	D	H
CI 006AA 08											11.43	0.450	0.30	1.690	4.90	0.193	C	D	H
CI 006AA 09											12.70	0.500	0.27	1.520	5.44	0.214	C	D	
CI 007AA 01					0.18	0.007	0.48	0.019	3.16	0.71	2.54	0.100	3.13	17.880	1.52	0.060	C	D	H
CI 007AA 02											3.81	0.150	1.92	10.950	2.16	0.085	C	D	H
CI 007AA 03											5.08	0.200	1.38	7.890	2.79	0.110	C	D	H
CI 007AA 04											6.35	0.250	1.08	6.170	3.43	0.135	C	D	H
CI 007AA 05											7.62	0.300	0.89	5.060	4.06	0.160	C	D	H
CI 007AA 06											8.89	0.350	0.75	4.290	4.67	0.184	C	D	H
CI 007AA 07											10.16	0.400	0.65	3.730	5.31	0.209	C	D	H
CI 007AA 08											11.43	0.450	0.58	3.290	5.94	0.234	C	D	H
CI 007AA 09											12.70	0.500	0.52	2.950	6.58	0.259	C	D	H
CIM010ZG 01†	1.10	0.043	1.40	0.055	0.10	0.004	0.70	0.028	0.40	0.09	2.00	0.079	0.30	1.690	0.66	0.026	SPECIAL	D	SPECIAL
CIM010ZG 02†											2.90	0.114	0.19	1.070	0.84	0.033	SPECIAL	D	SPECIAL
CIM010ZG 03†											4.40	0.173	0.12	0.700	1.14	0.045	SPECIAL	D	SPECIAL
CIM010ZG 04†											6.30	0.248	0.08	0.470	1.55	0.061	SPECIAL	D	SPECIAL
CIM010ZG 05†											9.20	0.362	0.06	0.320	2.16	0.085	SPECIAL	D	SPECIAL
CIM012ZH 01†	1.12	0.044	1.40	0.055	0.12	0.005	0.60	0.024	0.67	0.15	1.90	0.075	0.61	3.500	0.79	0.031	SPECIAL	D	SPECIAL
CIM012ZH 02†											2.70	0.106	0.39	2.230	1.02	0.040	SPECIAL	D	SPECIAL
CIM012ZH 03†											4.00	0.157	0.25	1.440	1.37	0.054	SPECIAL	D	SPECIAL
CIM012ZH 04†											5.80	0.228	0.17	0.980	1.85	0.073	SPECIAL	D	SPECIAL
CIM012ZH 05†											8.40	0.331	0.12	0.660	2.59	0.102	SPECIAL	D	SPECIAL

* Finish may be based on Pre-coated Tin wire, or Pre-coated Zinc wire, at Lee Spring's discretion.
† Indicates DIN Compression Springs meeting the design parameters outlined in Standard DIN 2098

38 Lee Spring Spring rates and maximum loads relate only to music wire. When using stainless steel multiply by 0.833

ADDITIONAL INFORMATION

1. Load at Solid Height, Solid Height and Number of Coils are all given as approximate figures because during the manufacturing process all material and engineering tolerances may result in the number of coils being adjusted, to maintain the correct spring rate.
2. To find the load at any working length, when free length and spring rate are given, use the formula $F = S \times \Delta L$ (where F is the load; S is the spring rate; ΔL is the deflection from free length).
3. It is general practice to avoid compressing springs to their solid height in order to achieve longer life **Therefore we recommend that compression springs should not be compressed greater than 80% of their deflective capability - except on an occasional basis.**
4. Material specifications, finishes and tolerances are detailed on page 251.
5. Please note the spring rates, load at solid height and maximum load listed in the compression spring tables relate only to music wire. **When choosing stainless steel multiply factors by 0.833.**

COMPRESSION SPRINGS: INSTRUMENT SERIES

● **End Coils Closed**

● **Music Wire (Plated*) or Stainless Steel (Passivated)**

LEE STOCK NUMBER	OUTSIDE DIAMETER		TO WORK IN HOLE DIA. MIN		NOMINAL WIRE DIAMETER		TO WORK OVER ROD DIA. MAX		APPROXIMATE LOAD AT SOLID HEIGHT		NOMINAL FREE LENGTH		SPRING RATE		APPROXIMATE SOLID HEIGHT		PRICE GROUP		
																	Music Wire	302 Stainless	316 Stainless
	MM	IN	MM	IN	MM	IN	MM	IN	N	LB	MM	IN	N/MM	LB/IN	MM	IN	M	S	S316
CIM010ZA 01†	0.60	0.024	0.80	0.031	0.10	0.004	0.30	0.012	0.83	0.19	1.00	0.039	2.37	13.500	0.66	0.026	SPECIAL	D	SPECIAL
CIM010ZA 02†											1.40	0.055	1.50	8.590	0.84	0.033	SPECIAL	D	SPECIAL
CIM010ZA 03†											2.00	0.079	0.97	5.560	1.14	0.045	SPECIAL	D	SPECIAL
CIM010ZA 04†											2.70	0.106	0.66	3.780	1.55	0.061	SPECIAL	D	SPECIAL
CIM010ZA 05†											3.90	0.154	0.45	2.550	2.16	0.085	SPECIAL	D	SPECIAL
CIM010ZB 01†	0.73	0.029	0.90	0.035	0.10	0.004	0.40	0.016	0.65	0.15	1.20	0.047	1.18	6.750	0.66	0.026	SPECIAL	D	SPECIAL
CIM010ZB 02†											1.70	0.067	0.75	4.300	0.84	0.033	SPECIAL	D	SPECIAL
CIM010ZB 03†											2.40	0.094	0.49	2.780	1.14	0.045	SPECIAL	D	SPECIAL
CIM010ZB 04†											3.40	0.134	0.33	1.890	1.55	0.061	SPECIAL	D	SPECIAL
CIM010ZB 05†											4.90	0.193	0.22	1.280	2.16	0.085	SPECIAL	D	SPECIAL
CIM012ZC 01†	0.75	0.030	0.90	0.035	0.12	0.005	0.40	0.016	1.06	0.24	1.20	0.047	2.45	14.000	0.79	0.031	SPECIAL	D	SPECIAL
CIM012ZC 02†											1.70	0.067	1.56	8.910	1.02	0.040	SPECIAL	D	SPECIAL
CIM012ZC 03†											2.40	0.094	1.01	5.760	1.37	0.054	SPECIAL	D	SPECIAL
CIM012ZC 04†											3.40	0.134	0.69	3.920	1.85	0.073	SPECIAL	D	SPECIAL
CIM012ZC 05†											4.90	0.193	0.46	2.650	2.59	0.102	SPECIAL	D	SPECIAL
CIM010ZD 01†	0.90	0.035	1.10	0.043	0.10	0.004	0.50	0.020	0.50	0.11	1.50	0.059	0.58	3.300	0.66	0.026	SPECIAL	D	SPECIAL
CIM010ZD 02†											2.20	0.087	0.37	2.100	0.84	0.033	SPECIAL	D	SPECIAL
CIM010ZD 03†											3.20	0.126	0.24	1.360	1.14	0.045	SPECIAL	D	SPECIAL
CIM010ZD 04†											4.60	0.181	0.16	0.920	1.55	0.061	SPECIAL	D	SPECIAL
CIM010ZD 05†											6.60	0.260	0.11	0.620	2.16	0.085	SPECIAL	D	SPECIAL
CIM012ZE 01†	0.92	0.036	1.10	0.043	0.12	0.005	0.50	0.020	0.85	0.19	1.50	0.059	1.20	6.840	0.79	0.031	SPECIAL	D	SPECIAL
CIM012ZE 02†											2.10	0.083	0.76	4.350	1.02	0.040	SPECIAL	D	SPECIAL
CIM012ZE 03†											3.10	0.122	0.49	2.820	1.37	0.054	SPECIAL	D	SPECIAL
CIM012ZE 04†											4.40	0.173	0.34	1.910	1.85	0.073	SPECIAL	D	SPECIAL
CIM012ZE 05†											6.30	0.248	0.23	1.290	2.59	0.102	SPECIAL	D	SPECIAL
CIM016ZF 01†	0.96	0.038	1.20	0.047	0.16	0.006	0.40	0.016	2.02	0.45	1.60	0.063	3.78	21.610	1.04	0.041	SPECIAL	D	SPECIAL
CIM016ZF 02†											2.20	0.087	2.41	13.750	1.37	0.054	SPECIAL	D	SPECIAL
CIM016ZF 03†											3.10	0.122	1.56	8.900	1.83	0.072	SPECIAL	D	SPECIAL
CIM016ZF 04†											4.40	0.173	1.06	6.050	2.49	0.098	SPECIAL	D	SPECIAL
CIM016ZF 05†											6.20	0.244	0.72	4.090	3.43	0.135	SPECIAL	D	SPECIAL
CI 006AA 01	1.02	0.040	1.19	0.047	0.15	0.006	0.53	0.021	1.93	0.43	2.54	0.100	1.56	8.920	1.30	0.051	C	D	H
CI 006AA 02											3.81	0.150	0.97	5.540	1.83	0.072	C	D	H
CI 006AA 03											5.08	0.200	0.70	4.020	2.34	0.092	C	D	H
CI 006AA 04											6.35	0.250	0.55	3.150	2.84	0.112	C	D	H
CI 006AA 05											7.62	0.300	0.45	2.590	3.35	0.132	C	D	H
CI 006AA 06											8.89	0.350	0.39	2.200	3.89	0.153	C	D	H
CI 006AA 07											10.16	0.400	0.34	1.910	4.39	0.173	C	D	H
CI 006AA 08											11.43	0.450	0.30	1.690	4.90	0.193	C	D	H
CI 006AA 09											12.70	0.500	0.27	1.520	5.44	0.214	C	D	H
CI 007AA 01					0.18	0.007	0.48	0.019	3.16	0.71	2.54	0.100	3.13	17.880	1.52	0.060	C	D	H
CI 007AA 02											3.81	0.150	1.92	10.950	2.16	0.085	C	D	H
CI 007AA 03											5.08	0.200	1.38	7.890	2.79	0.110	C	D	H
CI 007AA 04											6.35	0.250	1.08	6.170	3.43	0.135	C	D	H
CI 007AA 05											7.62	0.300	0.89	5.060	4.06	0.160	C	D	H
CI 007AA 06											8.89	0.350	0.75	4.290	4.67	0.184	C	D	H
CI 007AA 07											10.16	0.400	0.65	3.730	5.31	0.209	C	D	H
CI 007AA 08											11.43	0.450	0.58	3.290	5.94	0.234	C	D	H
CI 007AA 09											12.70	0.500	0.52	2.950	6.58	0.259	C	D	H
CIM010ZG 01†	1.10	0.043	1.40	0.055	0.10	0.004	0.70	0.028	0.40	0.09	2.00	0.079	0.30	1.690	0.66	0.026	SPECIAL	D	SPECIAL
CIM010ZG 02†											2.90	0.114	0.19	1.070	0.84	0.033	SPECIAL	D	SPECIAL
CIM010ZG 03†											4.40	0.173	0.12	0.700	1.14	0.045	SPECIAL	D	SPECIAL
CIM010ZG 04†											6.30	0.248	0.08	0.470	1.55	0.061	SPECIAL	D	SPECIAL
CIM010ZG 05†											9.20	0.362	0.06	0.320	2.16	0.085	SPECIAL	D	SPECIAL
CIM012ZH 01†	1.12	0.044	1.40	0.055	0.12	0.005	0.60	0.024	0.67	0.15	1.90	0.075	0.61	3.500	0.79	0.031	SPECIAL	D	SPECIAL
CIM012ZH 02†											2.70	0.106	0.39	2.230	1.02	0.040	SPECIAL	D	SPECIAL
CIM012ZH 03†											4.00	0.157	0.25	1.440	1.37	0.054	SPECIAL	D	SPECIAL
CIM012ZH 04†											5.80	0.228	0.17	0.980	1.85	0.073	SPECIAL	D	SPECIAL
CIM012ZH 05†											8.40	0.331	0.12	0.660	2.59	0.102	SPECIAL	D	SPECIAL

* Finish may be based on Pre-coated Tin wire, or Pre-coated Zinc wire, at Lee Spring's discretion.
† Indicates DIN Compression Springs meeting the design parameters outlined in Standard DIN 2098

Spring rates and maximum loads relate only to music wire.
When using stainless steel multiply by 0.833

COMPRESSION SPRINGS: INSTRUMENT SERIES

● **End Coils Closed**

● **Music Wire (Plated*) or Stainless Steel (Passivated)**

LEE STOCK NUMBER	OUTSIDE DIAMETER		TO WORK IN HOLE DIA. MIN		NOMINAL WIRE DIAMETER		TO WORK OVER ROD DIA. MAX		APPROXIMATE LOAD AT SOLID HEIGHT		NOMINAL FREE LENGTH		SPRING RATE		APPROXIMATE SOLID HEIGHT		PRICE GROUP		
																	Music Wire	302 Stainless	316 Stainless
	MM	IN	MM	IN	MM	IN	MM	IN	N	LB	MM	IN	N/MM	LB/IN	MM	IN	M	S	S316
CIM016ZJ 01†	1.16	0.046	1.40	0.055	0.16	0.006	0.60	0.024	1.60	0.36	1.90	0.075	1.94	11.060	1.04	0.041	SPECIAL	D	SPECIAL
CIM016ZJ 02†											2.70	0.106	1.23	7.040	1.37	0.054	SPECIAL	D	SPECIAL
CIM016ZJ 03†											3.80	0.150	0.80	4.550	1.83	0.072	SPECIAL	D	SPECIAL
CIM016ZJ 04†											5.40	0.213	0.54	3.100	2.49	0.098	SPECIAL	D	SPECIAL
CIM016ZJ 05†											7.80	0.307	0.37	2.090	3.43	0.135	SPECIAL	D	SPECIAL
CIM020ZK 01†	1.20	0.047	1.40	0.055	0.20	0.008	0.60	0.024	3.11	0.70	2.00	0.079	4.73	27.010	1.30	0.051	SPECIAL	D	SPECIAL
CIM020ZK 02†											2.70	0.106	3.01	17.190	1.70	0.067	SPECIAL	D	SPECIAL
CIM020ZK 03†											3.90	0.154	1.95	11.120	2.31	0.091	SPECIAL	D	SPECIAL
CIM020ZK 04†											5.50	0.217	1.32	7.560	3.10	0.122	SPECIAL	D	SPECIAL
CIM020ZK 05†											7.80	0.307	0.89	5.110	4.29	0.169	SPECIAL	D	SPECIAL
CIM010ZL 01†	1.30	0.051	1.60	0.063	0.10	0.004	0.80	0.031	0.33	0.07	2.60	0.102	0.17	0.980	0.66	0.026	SPECIAL	D	SPECIAL
CIM010ZL 02†											3.80	0.150	0.11	0.620	0.84	0.033	SPECIAL	D	SPECIAL
CIM010ZL 03†											5.80	0.228	0.07	0.400	1.14	0.045	SPECIAL	D	SPECIAL
CIM010ZL 04†											8.40	0.331	0.05	0.270	1.55	0.061	SPECIAL	D	SPECIAL
CIM010ZL 05†											12.20	0.480	0.03	0.180	2.16	0.085	SPECIAL	D	SPECIAL
CIM012ZM 01†	1.32	0.052	1.60	0.063	0.12	0.005	0.80	0.031	0.56	0.13	2.40	0.094	0.35	2.030	0.79	0.031	SPECIAL	D	SPECIAL
CIM012ZM 02†											3.50	0.138	0.23	1.290	1.02	0.040	SPECIAL	D	SPECIAL
CIM012ZM 03†											5.20	0.205	0.15	0.830	1.37	0.054	SPECIAL	D	SPECIAL
CIM012ZM 04†											7.50	0.295	0.10	0.570	1.85	0.073	SPECIAL	D	SPECIAL
CIM012ZM 05†											10.90	0.429	0.07	0.380	2.59	0.102	SPECIAL	D	SPECIAL
CIM016ZN 01†	1.36	0.054	1.60	0.063	0.16	0.006	0.80	0.031	1.30	0.29	2.20	0.087	1.12	6.400	1.04	0.041	SPECIAL	D	SPECIAL
CIM016ZN 02†											3.20	0.126	0.71	4.070	1.37	0.054	SPECIAL	D	SPECIAL
CIM016ZN 03†											4.70	0.185	0.46	2.640	1.83	0.072	SPECIAL	D	SPECIAL
CIM016ZN 04†											6.70	0.264	0.31	1.790	2.49	0.098	SPECIAL	D	SPECIAL
CIM016ZN 05†											9.70	0.382	0.21	1.210	3.43	0.135	SPECIAL	D	SPECIAL
CIM020ZA 01†	1.40	0.055	1.70	0.067	0.20	0.008	0.80	0.031	2.72	0.61	2.30	0.091	2.74	15.630	1.30	0.051	SPECIAL	D	SPECIAL
CIM020ZA 02†											3.20	0.126	1.81	10.350	1.70	0.067	SPECIAL	D	SPECIAL
CIM020ZA 03†											4.60	0.181	1.17	6.660	2.31	0.091	SPECIAL	D	SPECIAL
CIM020ZA 04†											6.50	0.256	0.80	4.570	3.10	0.122	SPECIAL	D	SPECIAL
CIM020ZA 05†											9.30	0.366	0.54	3.090	4.29	0.169	SPECIAL	D	SPECIAL
CIM020A 01			1.50	0.059	0.20	0.008	0.86	0.034	2.56	0.58	3.50	0.138	1.62	9.230	1.91	0.075	C	D	SPECIAL
CIM020A 02											5.00	0.197	1.06	6.070	2.59	0.102	C	D	SPECIAL
CIM020A 03											7.50	0.295	0.68	3.870	3.71	0.146	C	D	SPECIAL
CIM020A 04											10.00	0.394	0.50	2.840	4.85	0.191	C	D	SPECIAL
CIM020A 05											12.50	0.492	0.39	2.240	5.97	0.235	C	D	SPECIAL
CIM020A 06											15.00	0.591	0.32	1.850	7.09	0.279	C	D	SPECIAL
CIM020A 07											17.50	0.689	0.28	1.580	8.23	0.324	C	D	SPECIAL
CIM025A 01					0.25	0.010	0.76	0.030	5.16	1.16	3.50	0.138	4.56	26.040	2.36	0.093	C	D	SPECIAL
CIM025A 02											5.00	0.197	2.95	16.820	3.25	0.128	C	D	SPECIAL
CIM025A 03											7.50	0.295	1.85	10.580	4.72	0.186	C	D	SPECIAL
CIM025A 04											10.00	0.394	1.35	7.720	6.17	0.243	C	D	SPECIAL
CIM025A 05											12.50	0.492	1.06	6.070	7.65	0.301	C	D	SPECIAL
CIM025A 06											15.00	0.591	0.88	5.010	9.12	0.359	C	D	SPECIAL
CIM025A 07											17.50	0.689	0.75	4.260	10.57	0.416	C	D	SPECIAL
CIM030A 01					0.30	0.012	0.66	0.026	9.21	2.07	3.50	0.138	11.64	66.460	2.72	0.107	D	E	SPECIAL
CIM030A 02											5.00	0.197	7.37	42.060	3.76	0.148	D	E	SPECIAL
CIM030A 03											7.50	0.295	4.57	26.090	5.49	0.216	D	E	SPECIAL
CIM030A 04											10.00	0.394	3.31	18.910	7.21	0.284	D	E	SPECIAL
CIM030A 05											12.50	0.492	2.60	14.830	8.94	0.352	D	E	SPECIAL
CIM030A 06											15.00	0.591	2.14	12.200	10.69	0.421	D	E	SPECIAL
CIM030A 07											17.50	0.689	1.81	10.360	12.42	0.489	D	E	SPECIAL
CI 006A 01	1.45	0.057	1.60	0.063	0.15	0.006	1.02	0.040	1.33	0.30	3.18	0.125	0.67	3.800	1.04	0.041	C	D	H
CI 006A 02											4.78	0.188	0.42	2.400	1.37	0.054	C	D	H
CI 006A 03											6.35	0.250	0.32	1.800	1.68	0.066	C	D	H
CI 006A 04											7.95	0.313	0.25	1.400	2.06	0.081	C	D	H
CI 006A 05											9.53	0.375	0.19	1.100	2.44	0.096	C	D	H
CI 006A 06											11.13	0.438	0.18	1.000	2.74	0.108	C	D	H
CI 006A 07											12.70	0.500	0.16	0.900	3.05	0.120	C	D	H
CI 006A 08											14.30	0.563	0.12	0.700	3.91	0.154	C	D	H
CI 006A 09											15.88	0.625	0.11	0.600	4.42	0.174	C	D	H

* Finish may be based on Pre-coated Tin wire, or Pre-coated Zinc wire, at Lee Spring's discretion.
† Indicates DIN Compression Springs meeting the design parameters outlined in Standard DIN 2098

COMPRESSION SPRINGS: INSTRUMENT SERIES

● **End Coils Closed**

● **Music Wire (Plated*) or Stainless Steel (Passivated)**

LEE STOCK NUMBER	OUTSIDE DIAMETER		TO WORK IN HOLE DIA. MIN		NOMINAL WIRE DIAMETER		TO WORK OVER ROD DIA. MAX		APPROXIMATE LOAD AT SOLID HEIGHT		NOMINAL FREE LENGTH		SPRING RATE		APPROXIMATE SOLID HEIGHT		PRICE GROUP		
																	Music Wire	302 Stainless	316 Stainless
	MM	IN	MM	IN	MM	IN	MM	IN	N	LB	MM	IN	N/MM	LB/IN	MM	IN	M	S	S316
CI 007A 01	1.45	0.057	1.60	0.063	0.18	0.007	0.97	0.038	2.22	0.50	3.18	0.125	1.21	6.900	1.30	0.051	C	D	H
CI 007A 02											4.78	0.188	0.72	4.100	1.78	0.070	C	D	H
CI 007A 03											6.35	0.250	0.53	3.000	2.29	0.090	C	D	H
CI 007A 04											7.95	0.313	0.42	2.400	2.67	0.105	C	D	H
CI 007A 05											9.53	0.375	0.37	2.100	3.02	0.119	C	D	H
CI 007A 06											11.13	0.438	0.30	1.700	3.56	0.140	C	D	H
CI 007A 07											12.70	0.500	0.26	1.500	4.01	0.158	C	D	H
CI 007A 08											14.30	0.563	0.23	1.300	4.39	0.173	C	D	H
CI 007A 09											15.88	0.625	0.19	1.100	5.05	0.199	C	D	H
CI 008A 01					0.20	0.008	0.91	0.036	3.56	0.80	3.18	0.125	2.03	11.600	1.52	0.060	C	D	H
CI 008A 02											4.78	0.188	1.33	7.600	2.03	0.080	C	D	H
CI 008A 03											6.35	0.250	0.91	5.200	2.64	0.104	C	D	H
CI 008A 04											7.95	0.313	0.70	4.000	3.25	0.128	C	D	H
CI 008A 05											9.53	0.375	0.60	3.400	3.76	0.148	C	D	H
CI 008A 06											11.13	0.438	0.49	2.800	4.37	0.172	C	D	H
CI 008A 07											12.70	0.500	0.42	2.400	4.98	0.196	C	D	H
CI 008A 08											14.30	0.563	0.39	2.200	5.33	0.210	C	D	H
CI 008A 09											15.88	0.625	0.35	2.000	6.17	0.243	C	D	H
CIM025ZP 01†			1.70	0.067	0.25	0.010	0.70	0.028	5.09	1.15	2.40	0.094	6.68	38.160	1.63	0.064	SPECIAL	E	SPECIAL
CIM025ZP 02†											3.30	0.130	4.25	24.280	2.13	0.084	SPECIAL	E	SPECIAL
CIM025ZP 03†											4.70	0.185	2.75	15.710	2.87	0.113	SPECIAL	E	SPECIAL
CIM025ZP 04†											6.60	0.260	1.87	10.680	3.89	0.153	SPECIAL	E	SPECIAL
CIM025ZP 05†											9.40	0.370	1.26	7.220	5.38	0.212	SPECIAL	E	SPECIAL
CI 007AB 01	1.60	0.063	1.98	0.078	0.18	0.007	1.12	0.044	1.89	0.43	3.18	0.125	0.96	5.480	1.19	0.047	C	D	H
CI 007AB 02											4.78	0.188	0.60	3.410	1.60	0.063	C	D	H
CI 007AB 03											6.35	0.250	0.44	2.490	2.01	0.079	C	D	H
CI 007AB 04											7.95	0.313	0.34	1.950	2.41	0.095	C	D	H
CI 007AB 05											9.53	0.375	0.28	1.610	2.79	0.110	C	D	H
CI 007AB 06											11.13	0.438	0.24	1.370	3.20	0.126	C	D	H
CI 007AB 07											12.70	0.500	0.21	1.190	3.61	0.142	C	D	H
CI 007AB 08											14.30	0.563	0.18	1.050	4.01	0.158	C	D	H
CI 007AB 09											15.88	0.625	0.17	0.940	4.39	0.173	C	D	H
CI 008AB 01					0.20	0.008	1.07	0.042	3.80	0.85	3.18	0.125	2.02	11.550	1.30	0.051	C	D	H
CI 008AB 02											4.78	0.188	1.25	7.110	1.71	0.068	C	D	H
CI 008AB 03											6.35	0.250	0.90	5.160	2.12	0.084	C	D	H
CI 008AB 04											7.95	0.313	0.71	4.040	2.54	0.100	C	D	H
CI 008AB 05											9.53	0.375	0.58	3.320	2.95	0.116	C	D	H
CI 008AB 06											11.13	0.438	0.49	2.820	3.37	0.133	C	D	H
CI 008AB 07											12.70	0.500	0.43	2.450	3.78	0.149	C	D	H
CI 008AB 08											14.30	0.563	0.38	2.160	4.20	0.165	C	D	H
CI 008AB 09											15.88	0.625	0.34	1.940	4.61	0.182	C	D	H
CI 009AB 01					0.23	0.009	1.02	0.040	4.18	0.94	3.18	0.125	2.68	15.320	1.63	0.064	C	D	H
CI 009AB 02											4.78	0.188	1.63	9.330	2.21	0.087	C	D	H
CI 009AB 03											6.35	0.250	1.18	6.730	2.82	0.111	C	D	H
CI 009AB 04											7.95	0.313	0.92	5.250	3.40	0.134	C	D	H
CI 009AB 05											9.53	0.375	0.76	4.310	3.99	0.157	C	D	H
CI 009AB 06											11.13	0.438	0.64	3.650	4.60	0.181	C	D	H
CI 009AB 07											12.70	0.500	0.56	3.170	5.18	0.204	C	D	H
CI 009AB 08											14.30	0.563	0.49	2.800	5.79	0.228	C	D	H
CI 009AB 09											15.88	0.625	0.44	2.510	6.38	0.251	C	D	H
CI 010AB 01					0.25	0.010	0.97	0.038	5.84	1.31	3.18	0.125	4.28	24.420	1.80	0.071	D	E	J
CI 010AB 02											4.78	0.188	2.57	14.680	2.51	0.099	D	E	J
CI 010AB 03											6.35	0.250	1.85	10.540	3.20	0.126	D	E	J
CI 010AB 04											7.95	0.313	1.44	8.200	3.89	0.153	D	E	J
CI 010AB 05											9.53	0.375	1.18	6.720	4.57	0.180	D	E	J
CI 010AB 06											11.13	0.438	1.00	5.690	5.26	0.207	D	E	J
CI 010AB 07											12.70	0.500	0.86	4.940	5.94	0.234	D	E	J
CI 010AB 08											14.30	0.563	0.76	4.350	6.63	0.261	D	E	J
CI 010AB 09											15.88	0.625	0.68	3.900	7.32	0.288	D	E	J

* Finish may be based on Pre-coated Tin wire, or Pre-coated Zinc wire, at Lee Spring's discretion.
† Indicates DIN Compression Springs meeting the design parameters outlined in Standard DIN 2098

Spring rates and maximum loads relate only to music wire.
When using stainless steel multiply by 0.833

COMPRESSION SPRINGS: INSTRUMENT SERIES

● **End Coils Closed**

● **Music Wire (Plated*) or Stainless Steel (Passivated)**

LEE STOCK NUMBER	OUTSIDE DIAMETER		TO WORK IN HOLE DIA. MIN		NOMINAL WIRE DIAMETER		TO WORK OVER ROD DIA. MAX		APPROXIMATE LOAD AT SOLID HEIGHT		NOMINAL FREE LENGTH		SPRING RATE		APPROXIMATE SOLID HEIGHT		PRICE GROUP		
																	Music Wire	302 Stainless	316 Stainless
	MM	IN	MM	IN	MM	IN	MM	IN	N	LB	MM	IN	N/MM	LB/IN	MM	IN	M	S	S316
CIM012ZQ 01†	1.72	0.068	2.10	0.083	0.12	0.005	1.20	0.047	0.42	0.09	3.60	0.142	0.15	0.850	0.79	0.031	SPECIAL	E	SPECIAL
CIM012ZQ 02†											5.40	0.213	0.10	0.540	1.02	0.040	SPECIAL	E	SPECIAL
CIM012ZQ 03†											8.20	0.323	0.06	0.350	1.37	0.054	SPECIAL	E	SPECIAL
CIM012ZQ 04†											11.80	0.465	0.04	0.240	1.85	0.073	SPECIAL	E	SPECIAL
CIM012ZQ 05†											17.40	0.685	0.03	0.160	2.59	0.102	SPECIAL	E	SPECIAL
CIM016ZR 01†	1.76	0.069	2.10	0.083	0.16	0.006	1.10	0.043	1.00	0.23	3.10	0.122	0.47	2.700	1.04	0.041	SPECIAL	E	SPECIAL
CIM016ZR 02†											4.70	0.185	0.30	1.720	1.37	0.054	SPECIAL	E	SPECIAL
CIM016ZR 03†											7.00	0.276	0.19	1.110	1.83	0.072	SPECIAL	E	SPECIAL
CIM016ZR 04†											10.00	0.394	0.13	0.760	2.49	0.098	SPECIAL	E	SPECIAL
CIM016ZR 05†											14.60	0.575	0.09	0.510	3.43	0.135	SPECIAL	E	SPECIAL
CIM020ZS 01†	1.80	0.071	2.10	0.083	0.20	0.008	1.10	0.043	1.98	0.45	3.00	0.118	1.15	6.590	1.30	0.051	SPECIAL	E	SPECIAL
CIM020ZS 02†											4.40	0.173	0.73	4.200	1.70	0.067	SPECIAL	E	SPECIAL
CIM020ZS 03†											6.40	0.252	0.48	2.720	2.31	0.091	SPECIAL	E	SPECIAL
CIM020ZS 04†											9.20	0.362	0.32	1.850	3.10	0.122	SPECIAL	E	SPECIAL
CIM020ZS 05†											13.30	0.524	0.22	1.250	4.29	0.169	SPECIAL	E	SPECIAL
CIM025ZT 01†	1.85	0.073	2.10	0.083	0.25	0.010	1.10	0.043	3.86	0.87	3.00	0.118	2.82	16.100	1.63	0.064	SPECIAL	E	SPECIAL
CIM025ZT 02†											4.30	0.169	1.79	10.240	2.13	0.084	SPECIAL	E	SPECIAL
CIM025ZT 03†											6.20	0.244	1.16	6.630	2.87	0.113	SPECIAL	E	SPECIAL
CIM025ZT 04†											8.70	0.343	0.79	4.510	3.89	0.153	SPECIAL	E	SPECIAL
CIM025ZT 05†											12.50	0.492	0.53	3.050	5.38	0.212	SPECIAL	E	SPECIAL
CIM032ZU 01†	1.92	0.076	2.20	0.087	0.32	0.013	1.00	0.039	8.04	1.81	3.10	0.122	7.57	43.210	2.08	0.082	SPECIAL	E	SPECIAL
CIM032ZU 02†											4.40	0.173	4.82	27.500	2.72	0.107	SPECIAL	E	SPECIAL
CIM032ZU 03†											6.30	0.248	3.12	17.790	3.68	0.145	SPECIAL	E	SPECIAL
CIM032ZU 04†											8.70	0.343	2.12	12.100	4.95	0.195	SPECIAL	E	SPECIAL
CIM032ZU 05†											12.50	0.492	1.43	8.180	6.88	0.271	SPECIAL	E	SPECIAL
CIM020AA 01	2.00	0.079	2.13	0.084	0.20	0.008	1.47	0.058	1.70	0.38	3.50	0.138	0.80	4.560	1.37	0.054	C	D	SPECIAL
CIM020AA 02											5.00	0.197	0.53	3.000	1.78	0.070	C	D	SPECIAL
CIM020AA 03											7.50	0.295	0.33	1.910	2.44	0.096	C	D	SPECIAL
CIM020AA 04											10.00	0.394	0.25	1.400	3.10	0.122	C	D	SPECIAL
CIM020AA 05											12.50	0.492	0.19	1.110	3.76	0.148	C	D	SPECIAL
CIM020AA 06											15.00	0.591	0.16	0.920	4.42	0.174	C	D	SPECIAL
CIM020AA 07											17.50	0.689	0.14	0.780	5.08	0.200	C	D	SPECIAL
CIM025AA 01					0.25	0.010	1.37	0.054	3.37	0.76	3.50	0.138	1.97	11.260	1.80	0.071	C	D	SPECIAL
CIM025AA 02											5.00	0.197	1.27	7.270	2.36	0.093	C	D	SPECIAL
CIM025AA 03											7.50	0.295	0.80	4.570	3.30	0.130	C	D	SPECIAL
CIM025AA 04											10.00	0.394	0.58	3.340	4.24	0.167	C	D	SPECIAL
CIM025AA 05											12.50	0.492	0.46	2.630	5.18	0.204	C	D	SPECIAL
CIM025AA 06											15.00	0.591	0.38	2.160	6.12	0.241	C	D	SPECIAL
CIM025AA 07											17.50	0.689	0.32	1.840	7.06	0.278	C	D	SPECIAL
CIM025AA 08											20.00	0.787	0.28	1.600	8.00	0.315	C	D	SPECIAL
CIM030AA 01					0.30	0.012	1.27	0.050	5.91	1.33	3.50	0.138	4.42	25.250	2.16	0.085	D	E	SPECIAL
CIM030AA 02											5.00	0.197	2.80	15.980	2.90	0.114	D	E	SPECIAL
CIM030AA 03											7.50	0.295	1.74	9.910	4.09	0.161	D	E	SPECIAL
CIM030AA 04											10.00	0.394	1.26	7.190	5.31	0.209	D	E	SPECIAL
CIM030AA 05											12.50	0.492	0.99	5.640	6.50	0.256	D	E	SPECIAL
CIM030AA 06											15.00	0.591	0.81	4.630	7.72	0.304	D	E	SPECIAL
CIM030AA 07											17.50	0.689	0.69	3.940	8.92	0.351	D	E	SPECIAL
CIM030AA 08											20.00	0.787	0.60	3.420	10.13	0.399	D	E	SPECIAL
CIM016AB 01†	2.16	0.085	2.50	0.098	0.16	0.006	1.50	0.059	0.80	0.18	4.30	0.169	0.24	1.380	1.04	0.041	SPECIAL	E	SPECIAL
CIM016AB 02†											6.50	0.256	0.15	0.880	1.37	0.054	SPECIAL	E	SPECIAL
CIM016AB 03†											9.80	0.386	0.10	0.570	1.83	0.072	SPECIAL	E	SPECIAL
CIM016AB 04†											14.20	0.559	0.07	0.390	2.49	0.098	SPECIAL	E	SPECIAL
CIM016AB 05†											20.90	0.823	0.05	0.260	3.43	0.135	SPECIAL	E	SPECIAL
CIM020AC 01†	2.20	0.087	2.60	0.102	0.20	0.008	1.50	0.059	1.56	0.35	4.00	0.157	0.59	3.380	1.30	0.051	SPECIAL	E	SPECIAL
CIM020AC 02†											5.90	0.232	0.38	2.150	1.70	0.067	SPECIAL	E	SPECIAL
CIM020AC 03†											8.70	0.343	0.24	1.390	2.31	0.091	SPECIAL	E	SPECIAL
CIM020AC 04†											12.60	0.496	0.17	0.940	3.10	0.122	SPECIAL	E	SPECIAL
CIM020AC 05†											18.30	0.720	0.11	0.640	4.29	0.169	SPECIAL	E	SPECIAL

* Finish may be based on Pre-coated Tin wire, or Pre-coated Zinc wire, at Lee Spring's discretion.
† Indicates DIN Compression Springs meeting the design parameters outlined in Standard DIN 2098

COMPRESSION SPRINGS: INSTRUMENT SERIES

● **End Coils Closed**

● **Music Wire (Plated*) or Stainless Steel (Passivated)**

LEE STOCK NUMBER	OUTSIDE DIAMETER		TO WORK IN HOLE DIA. MIN		NOMINAL WIRE DIAMETER		TO WORK OVER ROD DIA. MAX		APPROXIMATE LOAD AT SOLID HEIGHT		NOMINAL FREE LENGTH		SPRING RATE		APPROXIMATE SOLID HEIGHT		PRICE GROUP		
																	Music Wire	302 Stainless	316 Stainless
	MM	IN	MM	IN	MM	IN	MM	IN	N	LB	MM	IN	N/MM	LB/IN	MM	IN	M	S	S316
CI 008B 01	2.24	0.088	2.39	0.094	0.20	0.008	1.68	0.066	2.00	0.45	3.18	0.125	0.96	5.500	1.07	0.042	C	D	H
CI 008B 02											4.78	0.188	0.61	3.500	1.32	0.052	C	D	H
CI 008B 03											6.35	0.250	0.42	2.400	1.63	0.064	C	D	H
CI 008B 04											7.95	0.313	0.35	2.000	1.83	0.072	C	D	H
CI 008B 05											9.53	0.375	0.25	1.400	2.34	0.092	C	D	H
CI 008B 06											11.13	0.438	0.23	1.300	2.44	0.096	C	D	H
CI 008B 07											12.70	0.500	0.19	1.100	2.79	0.110	C	D	H
CI 008B 08											14.30	0.563	0.18	1.000	3.05	0.120	C	D	H
CI 008B 09											15.88	0.625	0.16	0.900	3.56	0.140	C	D	H
CI 008B 10											17.48	0.688	0.15	0.840	3.63	0.143	C	D	H
CI 008B 11											19.05	0.750	0.13	0.770	3.91	0.154	C	D	H
CI 010B 01					0.25	0.010	1.60	0.063	3.56	0.80	3.18	0.125	2.22	12.700	1.40	0.055	D	E	J
CI 010B 02											4.78	0.188	1.23	7.000	1.91	0.075	D	E	J
CI 010B 03											6.35	0.250	0.91	5.200	2.29	0.090	D	E	J
CI 010B 04											7.95	0.313	0.70	4.000	2.74	0.108	D	E	J
CI 010B 05											9.53	0.375	0.58	3.300	3.18	0.125	D	E	J
CI 010B 06											11.13	0.438	0.51	2.900	3.51	0.138	D	E	J
CI 010B 07											12.70	0.500	0.44	2.500	3.94	0.155	D	E	J
CI 010B 08											14.30	0.563	0.39	2.200	4.37	0.172	D	E	J
CI 010B 09											15.88	0.625	0.32	1.800	5.21	0.205	D	E	J
CI 010B 10											17.48	0.688	0.30	1.700	5.74	0.226	D	E	J
CI 010B 11											19.05	0.750	0.28	1.600	6.05	0.238	D	E	J
CI 010B 12											22.23	0.875	0.26	1.500	6.50	0.256	D	E	J
CI 010B 13											25.40	1.000	0.23	1.300	7.14	0.281	D	E	J
CI 012B 01					0.30	0.012	1.50	0.059	6.23	1.40	3.18	0.125	4.55	26.000	1.75	0.069	D	E	J
CI 012B 02											4.78	0.188	2.63	15.000	2.36	0.093	D	E	J
CI 012B 03											6.35	0.250	1.93	11.000	2.90	0.114	D	E	J
CI 012B 04											7.95	0.313	1.49	8.500	3.51	0.138	D	E	J
CI 012B 05											9.53	0.375	1.17	6.700	4.11	0.162	D	E	J
CI 012B 06											11.13	0.438	1.02	5.800	4.65	0.183	D	E	J
CI 012B 07											12.70	0.500	0.88	5.000	5.18	0.204	D	E	J
CI 012B 08											14.30	0.563	0.79	4.500	5.74	0.226	D	E	J
CI 012B 09											15.88	0.625	0.68	3.900	6.35	0.250	D	E	J
CI 012B 10											19.05	0.750	0.53	3.000	8.00	0.315	D	E	J
CI 012B 11											22.23	0.875	0.49	2.800	9.02	0.355	D	E	J
CI 012B 12											25.40	1.000	0.42	2.400	10.24	0.403	D	E	J
CIM025B 01	2.25	0.089	2.40	0.094	0.25	0.010	1.63	0.064	3.56	0.80	3.50	0.138	1.75	10.000	1.60	0.063	C	D	SPECIAL
CIM025B 02											5.00	0.197	1.12	6.400	2.01	0.079	C	D	SPECIAL
CIM025B 03											6.50	0.256	0.84	4.800	2.39	0.094	C	D	SPECIAL
CIM025B 04											8.00	0.315	0.67	3.800	2.79	0.110	C	D	SPECIAL
CIM025B 05											9.50	0.374	0.54	3.100	3.20	0.126	C	D	SPECIAL
CIM025B 06											11.00	0.433	0.47	2.700	3.61	0.142	C	D	SPECIAL
CIM025B 07											12.50	0.492	0.40	2.300	3.99	0.157	C	D	SPECIAL
CIM025B 08											14.00	0.551	0.37	2.100	4.45	0.175	C	D	SPECIAL
CIM025B 09											15.50	0.610	0.33	1.900	4.85	0.191	C	D	SPECIAL
CIM025B 10											17.00	0.669	0.30	1.700	5.26	0.207	C	D	SPECIAL
CIM025B 11											19.00	0.748	0.26	1.500	5.84	0.230	C	D	SPECIAL
CIM025BA 01†			2.60	0.102	0.25	0.010	1.50	0.059	3.04	0.68	3.70	0.146	1.44	8.240	1.63	0.064	SPECIAL	E	SPECIAL
CIM025BA 02†											5.50	0.217	0.92	5.240	2.13	0.084	SPECIAL	E	SPECIAL
CIM025BA 03†											8.00	0.315	0.59	3.390	2.87	0.113	SPECIAL	E	SPECIAL
CIM025BA 04†											11.40	0.449	0.40	2.310	3.89	0.153	SPECIAL	E	SPECIAL
CIM025BA 05†											16.60	0.654	0.27	1.560	5.38	0.212	SPECIAL	E	SPECIAL
CIM032BB 01†	2.32	0.091	2.60	0.102	0.32	0.013	1.40	0.055	6.36	1.43	3.70	0.146	3.87	22.120	2.08	0.082	SPECIAL	E	SPECIAL
CIM032BB 02†											5.30	0.209	2.47	14.080	2.72	0.107	SPECIAL	E	SPECIAL
CIM032BB 03†											7.70	0.303	1.60	9.110	3.68	0.145	SPECIAL	E	SPECIAL
CIM032BB 04†											10.90	0.429	1.08	6.190	4.95	0.195	SPECIAL	E	SPECIAL
CIM032BB 05†											15.60	0.614	0.73	4.190	6.88	0.271	SPECIAL	E	SPECIAL

* Finish may be based on Pre-coated Tin wire, or Pre-coated Zinc wire, at Lee Spring's discretion.
† Indicates DIN Compression Springs meeting the design parameters outlined in Standard DIN 2098

Spring rates and maximum loads relate only to music wire.
When using stainless steel multiply by 0.833

COMPRESSION SPRINGS: INSTRUMENT SERIES

● **End Coils Closed**

● **Music Wire (Plated*) or Stainless Steel (Passivated)**

LEE STOCK NUMBER	OUTSIDE DIAMETER		TO WORK IN HOLE DIA. MIN		NOMINAL WIRE DIAMETER		TO WORK OVER ROD DIA. MAX		APPROXIMATE LOAD AT SOLID HEIGHT		NOMINAL FREE LENGTH		SPRING RATE		APPROXIMATE SOLID HEIGHT		PRICE GROUP		
																	Music Wire	302 Stainless	316 Stainless
	MM	IN	MM	IN	MM	IN	MM	IN	N	LB	MM	IN	N/MM	LB/IN	MM	IN	M	S	S316
CI 008BC 01	2.39	0.094	2.77	0.109	0.20	0.008	1.78	0.070	1.81	0.41	3.18	0.125	0.84	4.800	1.02	0.040	C	D	H
CI 008BC 02											4.78	0.188	0.52	2.950	1.27	0.050	C	D	H
CI 008BC 03											6.35	0.250	0.38	2.140	1.52	0.060	C	D	H
CI 008BC 04											7.95	0.313	0.29	1.680	1.78	0.070	C	D	H
CI 008BC 05											9.53	0.375	0.24	1.380	2.03	0.080	C	D	H
CI 008BC 06											11.13	0.438	0.21	1.170	2.29	0.090	C	D	H
CI 008BC 07											12.70	0.500	0.18	1.020	2.54	0.100	C	D	H
CI 008BC 08											14.30	0.563	0.16	0.900	2.79	0.110	C	D	H
CI 008BC 09											15.88	0.625	0.14	0.810	3.05	0.120	C	D	H
CI 010BC 01					0.25	0.010	1.73	0.068	3.84	0.86	3.18	0.125	2.09	11.950	1.34	0.053	D	E	J
CI 010BC 02											4.78	0.188	1.26	7.190	1.70	0.067	D	E	J
CI 010BC 03											6.35	0.250	0.90	5.160	2.07	0.081	D	E	J
CI 010BC 04											7.95	0.313	0.71	4.050	2.42	0.095	D	E	J
CI 010BC 05											9.53	0.375	0.59	3.350	2.76	0.109	D	E	J
CI 010BC 06											11.13	0.438	0.50	2.860	3.10	0.122	D	E	J
CI 010BC 07											12.70	0.500	0.44	2.510	3.42	0.135	D	E	J
CI 010BC 08											14.30	0.563	0.39	2.210	3.78	0.149	D	E	J
CI 010BC 09											15.88	0.625	0.35	1.980	4.13	0.163	D	E	J
CI 012BC 01					0.30	0.012	1.63	0.064	6.79	1.53	3.18	0.125	4.43	25.280	1.64	0.065	D	E	J
CI 012BC 02											4.78	0.188	2.59	14.800	2.14	0.084	D	E	J
CI 012BC 03											6.35	0.250	1.86	10.610	2.62	0.103	D	E	J
CI 012BC 04											7.95	0.313	1.44	8.200	3.12	0.123	D	E	J
CI 012BC 05											9.53	0.375	1.17	6.700	3.61	0.142	D	E	J
CI 012BC 06											11.13	0.438	0.99	5.650	4.10	0.162	D	E	J
CI 012BC 07											12.70	0.500	0.86	4.890	4.59	0.181	D	E	J
CI 012BC 08											14.30	0.563	0.75	4.310	5.09	0.200	D	E	J
CI 012BC 09											15.88	0.625	0.68	3.860	5.58	0.220	D	E	J
CI 012BC 10											17.48	0.688	0.61	3.480	6.07	0.239	D	E	J
CI 012BC 11											19.05	0.750	0.55	3.140	6.63	0.261	D	E	J
CI 012BC 12											22.23	0.875	0.47	2.670	7.63	0.300	D	E	J
CI 012BC 13											25.40	1.000	0.41	2.330	8.62	0.339	D	E	J
CIM040BC 01†	2.40	0.094	2.80	0.110	0.41	0.016	1.30	0.051	9.63	2.16	3.50	0.138	9.46	53.990	2.59	0.102	D	E	SPECIAL
CIM040BC 02†											5.00	0.197	6.02	34.360	3.40	0.134	D	E	SPECIAL
CIM040BC 03†											7.00	0.276	3.89	22.230	4.60	0.181	D	E	SPECIAL
CIM040BC 04†											10.00	0.394	2.65	15.120	6.20	0.244	D	E	SPECIAL
CIM040BC 05†											14.00	0.551	1.79	10.220	8.61	0.339	D	E	SPECIAL
CIM025C 01	2.50	0.098	2.62	0.103	0.25	0.010	1.85	0.073	2.64	0.59	3.50	0.138	1.32	7.550	1.50	0.059	C	D	SPECIAL
CIM025C 02											5.00	0.197	0.85	4.880	1.91	0.075	C	D	SPECIAL
CIM025C 03											7.50	0.295	0.54	3.070	2.59	0.102	C	D	SPECIAL
CIM025C 04											10.00	0.394	0.39	2.240	3.25	0.128	C	D	SPECIAL
CIM025C 05											12.50	0.492	0.31	1.760	3.94	0.155	C	D	SPECIAL
CIM025C 06											15.00	0.591	0.25	1.450	4.62	0.182	C	D	SPECIAL
CIM025C 07											17.50	0.689	0.22	1.230	5.28	0.208	C	D	SPECIAL
CIM025C 08											20.00	0.787	0.19	1.070	5.97	0.235	C	D	SPECIAL
CIM025C 09											22.50	0.886	0.17	0.950	6.65	0.262	C	D	SPECIAL
CIM025C 10											25.00	0.984	0.15	0.850	7.32	0.288	C	D	SPECIAL
CIM030C 01					0.30	0.012	1.75	0.069	4.61	1.04	5.00	0.197	1.77	10.090	2.39	0.094	D	E	SPECIAL
CIM030C 02											7.50	0.295	1.10	6.260	3.30	0.130	D	E	SPECIAL
CIM030C 03											10.00	0.394	0.79	4.540	4.19	0.165	D	E	SPECIAL
CIM030C 04											12.50	0.492	0.62	3.560	5.11	0.201	D	E	SPECIAL
CIM030C 05											15.00	0.591	0.51	2.930	6.02	0.237	D	E	SPECIAL
CIM030C 06											17.50	0.689	0.44	2.480	6.91	0.272	D	E	SPECIAL
CIM030C 07											20.00	0.787	0.38	2.160	7.82	0.308	D	E	SPECIAL
CIM030C 08											22.50	0.886	0.33	1.910	8.71	0.343	D	E	SPECIAL
CIM030C 09											25.00	0.984	0.30	1.710	9.63	0.379	D	E	SPECIAL

* Finish may be based on Pre-coated Tin wire, or Pre-coated Zinc wire, at Lee Spring's discretion.
† Indicates DIN Compression Springs meeting the design parameters outlined in Standard DIN 2098

COMPRESSION SPRINGS: INSTRUMENT SERIES

● **End Coils Closed**

● **Music Wire (Plated*) or Stainless Steel (Passivated)**

LEE STOCK NUMBER	OUTSIDE DIAMETER		TO WORK IN HOLE DIA. MIN		NOMINAL WIRE DIAMETER		TO WORK OVER ROD DIA. MAX		APPROXIMATE LOAD AT SOLID HEIGHT		NOMINAL FREE LENGTH		SPRING RATE		APPROXIMATE SOLID HEIGHT		PRICE GROUP		
																	Music Wire	302 Stainless	316 Stainless
	MM	IN	MM	IN	MM	IN	MM	IN	N	LB	MM	IN	N/MM	LB/IN	MM	IN	M	S	S316
CI 008C 01	2.59	0.102	2.77	0.109	0.20	0.008	1.98	0.078	1.65	0.37	6.35	0.250	0.33	1.910	1.40	0.055	C	D	H
CI 008C 02											7.95	0.313	0.26	1.490	1.63	0.064	C	D	H
CI 008C 03											9.53	0.375	0.22	1.230	1.83	0.072	C	D	H
CI 008C 04											11.13	0.438	0.18	1.040	2.06	0.081	C	D	H
CI 008C 05											12.70	0.500	0.16	0.910	2.26	0.089	C	D	H
CI 008C 06											14.30	0.563	0.14	0.800	2.49	0.098	C	D	H
CI 008C 07											15.88	0.625	0.13	0.720	2.69	0.106	C	D	H
CI 008C 08											19.05	0.750	0.10	0.600	3.15	0.124	C	D	H
CI 008C 09											22.23	0.875	0.09	0.510	3.58	0.141	C	D	H
CI 008C 10											25.40	1.000	0.08	0.440	4.01	0.158	C	D	H
CI 010C 01					0.25	0.010	1.93	0.076	3.11	0.70	6.35	0.250	0.72	4.100	2.03	0.080	D	E	J
CI 010C 02											7.95	0.313	0.56	3.200	2.39	0.094	D	E	J
CI 010C 03											9.53	0.375	0.46	2.600	2.72	0.107	D	E	J
CI 010C 04											11.13	0.438	0.39	2.200	3.07	0.121	D	E	J
CI 010C 05											12.70	0.500	0.33	1.900	3.43	0.135	D	E	J
CI 010C 06											14.30	0.563	0.30	1.700	3.78	0.149	D	E	J
CI 010C 07											15.88	0.625	0.26	1.500	4.14	0.163	D	E	J
CI 010C 08											19.05	0.750	0.21	1.200	4.83	0.190	D	E	J
CI 010C 09											22.23	0.875	0.19	1.100	5.54	0.218	D	E	J
CI 010C 10											25.40	1.000	0.16	0.900	6.25	0.246	D	E	J
CI 011C 01					0.28	0.011	1.88	0.074	4.45	1.00	6.35	0.250	1.07	6.100	2.24	0.088	D	E	J
CI 011C 02											7.95	0.313	0.82	4.700	2.64	0.104	D	E	J
CI 011C 03											9.53	0.375	0.68	3.900	3.02	0.119	D	E	J
CI 011C 04											11.13	0.438	0.58	3.300	3.43	0.135	D	E	J
CI 011C 05											12.70	0.500	0.49	2.800	3.81	0.150	D	E	J
CI 011C 06											14.30	0.563	0.44	2.500	4.22	0.166	D	E	J
CI 011C 07											15.88	0.625	0.39	2.200	4.62	0.182	D	E	J
CI 011C 08											19.05	0.750	0.32	1.800	5.41	0.213	D	E	J
CI 011C 09											22.23	0.875	0.28	1.600	6.20	0.244	D	E	J
CI 011C 10											25.40	1.000	0.25	1.400	6.99	0.275	D	E	J
CI 012C 01					0.30	0.012	1.85	0.073	5.56	1.25	6.35	0.250	1.49	8.500	2.57	0.101	D	E	J
CI 012C 02											7.95	0.313	1.10	6.300	3.05	0.120	D	E	J
CI 012C 03											9.53	0.375	0.91	5.200	3.53	0.139	D	E	J
CI 012C 04											11.13	0.438	0.77	4.400	4.01	0.158	D	E	J
CI 012C 05											12.70	0.500	0.67	3.800	4.47	0.176	D	E	J
CI 012C 06											14.30	0.563	0.58	3.300	4.95	0.195	D	E	J
CI 012C 07											15.88	0.625	0.53	3.000	5.44	0.214	D	E	J
CI 012C 08											19.05	0.750	0.44	2.500	6.38	0.251	D	E	J
CI 012C 09											22.23	0.875	0.37	2.100	7.34	0.289	D	E	J
CI 012C 10											25.40	1.000	0.32	1.800	8.28	0.326	D	E	J
CIM020CA 01†	2.70	0.106	3.10	0.122	0.20	0.008	2.00	0.079	1.25	0.28	5.40	0.213	0.30	1.730	1.30	0.051	SPECIAL	E	SPECIAL
CIM020CA 02†											8.20	0.323	0.19	1.100	1.70	0.067	SPECIAL	E	SPECIAL
CIM020CA 03†											12.40	0.488	0.12	0.710	2.31	0.091	SPECIAL	E	SPECIAL
CIM020CA 04†											17.90	0.705	0.08	0.480	3.10	0.122	SPECIAL	E	SPECIAL
CIM020CA 05†											26.20	1.031	0.06	0.330	4.29	0.169	SPECIAL	E	SPECIAL
CIM025CB 01†	2.75	0.108	3.10	0.122	0.25	0.010	1.90	0.075	2.45	0.55	4.90	0.193	0.74	4.220	1.63	0.064	SPECIAL	E	SPECIAL
CIM025CB 02†											7.30	0.287	0.47	2.690	2.13	0.084	SPECIAL	E	SPECIAL
CIM025CB 03†											10.90	0.429	0.30	1.740	2.87	0.113	SPECIAL	E	SPECIAL
CIM025CB 04†											15.70	0.618	0.21	1.180	3.89	0.153	SPECIAL	E	SPECIAL
CIM025CB 05†											22.90	0.902	0.14	0.800	5.38	0.212	SPECIAL	E	SPECIAL
CIM032CC 01†	2.82	0.111	3.10	0.122	0.32	0.013	1.90	0.075	5.15	1.16	4.70	0.185	1.98	11.330	2.08	0.082	SPECIAL	E	SPECIAL
CIM032CC 02†											6.80	0.268	1.26	7.210	2.72	0.107	SPECIAL	E	SPECIAL
CIM032CC 03†											10.00	0.394	0.82	4.660	3.68	0.145	SPECIAL	E	SPECIAL
CIM032CC 04†											14.20	0.559	0.56	3.170	4.95	0.195	SPECIAL	E	SPECIAL
CIM032CC 05†											20.60	0.811	0.38	2.140	6.88	0.271	SPECIAL	E	SPECIAL
CIM040CD 01†	2.90	0.114	3.30	0.130	0.41	0.016	1.80	0.071	9.07	2.04	4.30	0.169	4.84	27.650	2.59	0.102	D	E	SPECIAL
CIM040CD 02†											6.30	0.248	3.08	17.590	3.40	0.134	D	E	SPECIAL
CIM040CD 03†											9.10	0.358	1.99	11.380	4.60	0.181	D	E	SPECIAL
CIM040CD 04†											13.00	0.512	1.36	7.740	6.20	0.244	D	E	SPECIAL
CIM040CD 05†											18.50	0.728	0.92	5.230	8.61	0.339	D	E	SPECIAL

* Finish may be based on Pre-coated Tin wire, or Pre-coated Zinc wire, at Lee Spring's discretion.
† Indicates DIN Compression Springs meeting the design parameters outlined in Standard DIN 2098

Spring rates and maximum loads relate only to music wire.
When using stainless steel multiply by 0.833

COMPRESSION SPRINGS: INSTRUMENT SERIES

● **End Coils Closed**

● **Music Wire (Plated*) or Stainless Steel (Passivated)**

LEE STOCK NUMBER	OUTSIDE DIAMETER		TO WORK IN HOLE DIA. MIN		NOMINAL WIRE DIAMETER		TO WORK OVER ROD DIA. MAX		APPROXIMATE LOAD AT SOLID HEIGHT		NOMINAL FREE LENGTH		SPRING RATE		APPROXIMATE SOLID HEIGHT		PRICE GROUP		
																	Music Wire	302 Stainless	316 Stainless
	MM	IN	MM	IN	MM	IN	MM	IN	N	LB	MM	IN	N/MM	LB/IN	MM	IN	M	S	S316
CIM025D 01	3.00	0.118	3.12	0.123	0.25	0.010	2.29	0.090	2.15	0.48	7.50	0.295	0.40	2.270	2.08	0.082	C	D	SPECIAL
CIM025D 02											10.00	0.394	0.29	1.660	2.59	0.102	C	D	SPECIAL
CIM025D 03											12.50	0.492	0.23	1.300	3.07	0.121	C	D	SPECIAL
CIM025D 04											15.00	0.591	0.19	1.080	3.58	0.141	C	D	SPECIAL
CIM025D 05											17.50	0.689	0.16	0.910	4.06	0.160	C	D	SPECIAL
CIM025D 06											20.00	0.787	0.14	0.800	4.57	0.180	C	D	SPECIAL
CIM025D 07											22.50	0.886	0.12	0.700	5.05	0.199	C	D	SPECIAL
CIM025D 08											25.00	0.984	0.11	0.630	5.56	0.219	C	D	SPECIAL
CIM025D 09											27.50	1.083	0.10	0.570	6.05	0.238	C	D	SPECIAL
CIM025D 10											30.00	1.181	0.09	0.520	6.55	0.258	C	D	SPECIAL
CIM030D 01					0.30	0.012	2.21	0.087	3.74	0.84	7.50	0.295	0.78	4.450	2.69	0.106	D	E	SPECIAL
CIM030D 02											10.00	0.394	0.56	3.230	3.38	0.133	D	E	SPECIAL
CIM030D 03											12.50	0.492	0.44	2.530	4.06	0.160	D	E	SPECIAL
CIM030D 04											15.00	0.591	0.36	2.080	4.75	0.187	D	E	SPECIAL
CIM030D 05											17.50	0.689	0.31	1.770	5.41	0.213	D	E	SPECIAL
CIM030D 06											20.00	0.787	0.27	1.540	6.10	0.240	D	E	SPECIAL
CIM030D 07											22.50	0.886	0.24	1.360	6.78	0.267	D	E	SPECIAL
CIM030D 08											25.00	0.984	0.21	1.220	7.47	0.294	D	E	SPECIAL
CIM030D 09											27.50	1.083	0.19	1.100	8.13	0.320	D	E	SPECIAL
CIM030D 10											30.00	1.181	0.18	1.010	8.81	0.347	D	E	SPECIAL
CI 010D 01	3.05	0.120	3.18	0.125	0.25	0.010	2.34	0.092	2.67	0.60	6.35	0.250	0.56	3.200	1.70	0.067	D	E	J
CI 010D 02											7.95	0.313	0.44	2.500	1.96	0.077	D	E	J
CI 010D 03											9.53	0.375	0.37	2.100	2.21	0.087	D	E	J
CI 010D 04											11.13	0.438	0.30	1.700	2.49	0.098	D	E	J
CI 010D 05											12.70	0.500	0.26	1.500	2.74	0.108	D	E	J
CI 010D 06											14.30	0.563	0.23	1.300	3.00	0.118	D	E	J
CI 010D 07											15.88	0.625	0.21	1.200	3.25	0.128	D	E	J
CI 010D 08											19.05	0.750	0.18	1.000	3.78	0.149	D	E	J
CI 010D 09											22.23	0.875	0.14	0.800	4.29	0.169	D	E	J
CI 010D 10											25.40	1.000	0.12	0.700	4.80	0.189	D	E	J
CI 010D 11											28.58	1.125	0.11	0.650	5.31	0.209	D	E	J
CI 010D 12											31.75	1.250	0.10	0.580	5.87	0.231	D	E	J
CI 010D 13											38.10	1.500	0.08	0.480	6.93	0.273	D	E	J
CI 011D 01					0.28	0.011	2.29	0.090	3.78	0.85	6.35	0.250	0.84	4.800	1.88	0.074	D	E	J
CI 011D 02											7.95	0.313	0.65	3.700	2.18	0.086	D	E	J
CI 011D 03											9.53	0.375	0.53	3.000	2.46	0.097	D	E	J
CI 011D 04											11.13	0.438	0.46	2.600	2.77	0.109	D	E	J
CI 011D 05											12.70	0.500	0.39	2.200	3.05	0.120	D	E	J
CI 011D 06											14.30	0.563	0.35	2.000	3.35	0.132	D	E	J
CI 011D 07											15.88	0.625	0.32	1.800	3.63	0.143	D	E	J
CI 011D 08											19.05	0.750	0.25	1.400	4.24	0.167	D	E	J
CI 011D 09											22.23	0.875	0.21	1.200	4.83	0.190	D	E	J
CI 011D 10											25.40	1.000	0.19	1.100	5.41	0.213	D	E	J
CI 012D 01					0.30	0.012	2.24	0.088	4.89	1.10	6.35	0.250	1.14	6.500	2.13	0.084	D	E	J
CI 012D 02											7.95	0.313	0.89	5.100	2.46	0.097	D	E	J
CI 012D 03											9.53	0.375	0.72	4.100	2.82	0.111	D	E	J
CI 012D 04											11.13	0.438	0.61	3.500	3.18	0.125	D	E	J
CI 012D 05											12.70	0.500	0.53	3.000	3.51	0.138	D	E	J
CI 012D 06											14.30	0.563	0.47	2.700	3.86	0.152	D	E	J
CI 012D 07											15.88	0.625	0.42	2.400	4.19	0.165	D	E	J
CI 012D 7A											17.48	0.688	0.37	2.100	4.62	0.182	D	E	J
CI 012D 08											19.05	0.750	0.35	2.000	4.90	0.193	D	E	J
CI 012D 8A											20.65	0.813	0.32	1.800	5.26	0.207	D	E	J
CI 012D 09											22.23	0.875	0.30	1.700	5.59	0.220	D	E	J
CI 012D 9A											23.83	0.938	0.26	1.500	6.12	0.241	D	E	J
CI 012D 10											25.40	1.000	0.26	1.500	6.27	0.247	D	E	J
CI 012D 11											28.58	1.125	0.23	1.300	6.91	0.272	D	E	J
CI 012D 12											31.75	1.250	0.21	1.200	7.39	0.291	D	E	J
CI 012D 13											38.10	1.500	0.18	1.000	8.69	0.342	D	E	J

* Finish may be based on Pre-coated Tin wire, or Pre-coated Zinc wire, at Lee Spring's discretion.
† Indicates DIN Compression Springs meeting the design parameters outlined in Standard DIN 2098

COMPRESSION SPRINGS: INSTRUMENT SERIES

● **End Coils Closed**

● **Music Wire (Plated*) or Stainless Steel (Passivated)**

LEE STOCK NUMBER	OUTSIDE DIAMETER		TO WORK IN HOLE DIA. MIN		NOMINAL WIRE DIAMETER		TO WORK OVER ROD DIA. MAX		APPROXIMATE LOAD AT SOLID HEIGHT		NOMINAL FREE LENGTH		SPRING RATE		APPROXIMATE SOLID HEIGHT		PRICE GROUP		
																	Music Wire	302 Stainless	316 Stainless
	MM	IN	MM	IN	MM	IN	MM	IN	N	LB	MM	IN	N/MM	LB/IN	MM	IN	M	S	S316
CIM025DA 01†	3.45	0.136	4.00	0.157	0.25	0.010	2.50	0.098	1.92	0.43	7.10	0.280	0.35	2.010	1.63	0.064	SPECIAL	E	SPECIAL
CIM025DA 02†											10.70	0.421	0.22	1.280	2.13	0.084	SPECIAL	E	SPECIAL
CIM025DA 03†											16.10	0.634	0.15	0.830	2.87	0.113	SPECIAL	E	SPECIAL
CIM025DA 04†											23.30	0.917	0.10	0.560	3.89	0.153	SPECIAL	E	SPECIAL
CIM025DA 05†											34.10	1.343	0.07	0.380	5.38	0.212	SPECIAL	E	SPECIAL
CIM032DB 01†	3.52	0.139	4.00	0.157	0.32	0.013	2.40	0.094	4.00	0.90	6.30	0.248	0.95	5.400	2.08	0.082	SPECIAL	E	SPECIAL
CIM032DB 02†											9.40	0.370	0.60	3.440	2.72	0.107	SPECIAL	E	SPECIAL
CIM032DB 03†											14.00	0.551	0.39	2.220	3.68	0.145	SPECIAL	E	SPECIAL
CIM032DB 04†											20.10	0.791	0.26	1.510	4.95	0.195	SPECIAL	E	SPECIAL
CIM032DB 05†											29.30	1.154	0.18	1.020	6.88	0.271	SPECIAL	E	SPECIAL
CIM040DC 01†	3.60	0.142	4.00	0.157	0.41	0.016	2.50	0.098	7.20	1.62	5.60	0.220	2.31	13.180	2.59	0.102	D	E	SPECIAL
CIM040DC 02†											8.30	0.327	1.47	8.390	3.40	0.134	D	E	SPECIAL
CIM040DC 03†											12.00	0.472	0.95	5.430	4.60	0.181	D	E	SPECIAL
CIM040DC 04†											17.50	0.689	0.65	3.690	6.20	0.244	D	E	SPECIAL
CIM040DC 05†											25.50	1.004	0.44	2.490	8.61	0.339	D	E	SPECIAL
CI 010DE 01	3.96	0.156	4.37	0.172	0.25	0.010	3.20	0.126	1.94	0.44	6.35	0.250	0.39	2.200	1.32	0.052	D	E	J
CI 010DE 02											7.95	0.313	0.30	1.710	1.47	0.058	D	E	J
CI 010DE 03											9.53	0.375	0.25	1.400	1.63	0.064	D	E	J
CI 010DE 04											11.13	0.438	0.21	1.190	1.80	0.071	D	E	J
CI 010DE 05											12.70	0.500	0.18	1.030	1.96	0.077	D	E	J
CI 010DE 06											14.30	0.563	0.16	0.910	2.11	0.083	D	E	J
CI 010DE 07											15.88	0.625	0.14	0.810	2.26	0.089	D	E	J
CI 010DE 08											19.05	0.750	0.12	0.670	2.59	0.102	D	E	J
CI 010DE 09											22.23	0.875	0.10	0.570	2.90	0.114	D	E	J
CI 010DE 10											25.40	1.000	0.09	0.500	3.23	0.127	D	E	J
CI 011DE 01					0.28	0.011	3.18	0.125	2.60	0.58	6.35	0.250	0.54	3.080	1.54	0.061	D	E	J
CI 011DE 02											7.95	0.313	0.42	2.390	1.73	0.068	D	E	J
CI 011DE 03											9.53	0.375	0.34	1.950	1.92	0.076	D	E	J
CI 011DE 04											11.13	0.438	0.29	1.650	2.12	0.083	D	E	J
CI 011DE 05											12.70	0.500	0.25	1.430	2.31	0.091	D	E	J
CI 011DE 06											14.30	0.563	0.22	1.260	2.51	0.099	D	E	J
CI 011DE 07											15.88	0.625	0.20	1.130	2.70	0.106	D	E	J
CI 011DE 08											19.05	0.750	0.16	0.930	3.09	0.122	D	E	J
CI 011DE 09											22.23	0.875	0.14	0.790	3.47	0.137	D	E	J
CI 011DE 10											25.40	1.000	0.12	0.690	3.86	0.152	D	E	J
CI 012DE 01					0.30	0.012	3.12	0.123	3.40	0.76	6.35	0.250	0.73	4.150	1.68	0.066	D	E	J
CI 012DE 02											7.95	0.313	0.56	3.210	1.91	0.075	D	E	J
CI 012DE 03											9.53	0.375	0.46	2.620	2.13	0.084	D	E	J
CI 012DE 04											11.13	0.438	0.39	2.210	2.36	0.093	D	E	J
CI 012DE 05											12.70	0.500	0.34	1.920	2.57	0.101	D	E	J
CI 012DE 06											14.30	0.563	0.30	1.690	2.79	0.110	D	E	J
CI 012DE 07											15.88	0.625	0.26	1.510	3.02	0.119	D	E	J
CI 012DE 08											19.05	0.750	0.22	1.250	3.45	0.136	D	E	J
CI 012DE 09											22.23	0.875	0.19	1.060	3.91	0.154	D	E	J
CI 012DE 10											25.40	1.000	0.16	0.920	4.37	0.172	D	E	J
CI 013DE 01					0.33	0.013	3.07	0.121	4.31	0.97	6.35	0.250	0.96	5.490	1.88	0.074	D	E	J
CI 013DE 02											9.53	0.375	0.60	3.450	2.39	0.094	D	E	J
CI 013DE 03											12.70	0.500	0.44	2.510	2.92	0.115	D	E	J
CI 013DE 04											15.88	0.625	0.35	1.980	3.43	0.135	D	E	J
CI 013DE 05											19.05	0.750	0.29	1.630	3.96	0.156	D	E	J
CI 013DE 06											25.40	1.000	0.21	1.210	5.00	0.197	D	E	J
CIM032DF 01†	4.32	0.170	4.80	0.189	0.32	0.013	3.20	0.126	3.20	0.72	8.70	0.343	0.48	2.770	2.08	0.082	SPECIAL	E	SPECIAL
CIM032DF 02†											13.10	0.516	0.31	1.760	2.72	0.107	SPECIAL	E	SPECIAL
CIM032DF 03†											19.80	0.780	0.20	1.140	3.68	0.145	SPECIAL	E	SPECIAL
CIM032DF 04†											28.60	1.126	0.14	0.770	4.95	0.195	SPECIAL	E	SPECIAL
CIM032DF 05†											41.90	1.650	0.09	0.520	6.88	0.271	SPECIAL	E	SPECIAL
CIM040DG 01†	4.40	0.173	5.00	0.197	0.40	0.016	3.20	0.126	5.72	1.29	7.50	0.295	1.18	6.750	2.59	0.102	D	E	SPECIAL
CIM040DG 02†											11.00	0.433	0.75	4.300	3.40	0.134	D	E	SPECIAL
CIM040DG 03†											16.50	0.650	0.49	2.780	4.60	0.181	D	E	SPECIAL
CIM040DG 04†											24.00	0.945	0.33	1.890	6.20	0.244	D	E	SPECIAL
CIM040DG 05†											35.50	1.398	0.22	1.280	8.61	0.339	D	E	SPECIAL

* Finish may be based on Pre-coated Tin wire, or Pre-coated Zinc wire, at Lee Spring's discretion.
† Indicates DIN Compression Springs meeting the design parameters outlined in Standard DIN 2098

Spring rates and maximum loads relate only to music wire.
When using stainless steel multiply by 0.833

COMPRESSION SPRINGS: INSTRUMENT SERIES

● **End Coils Closed**

● **Music Wire (Plated*) or Stainless Steel (Passivated)**

LEE STOCK NUMBER	OUTSIDE DIAMETER		TO WORK IN HOLE DIA. MIN		NOMINAL WIRE DIAMETER		TO WORK OVER ROD DIA. MAX		APPROXIMATE LOAD AT SOLID HEIGHT		NOMINAL FREE LENGTH		SPRING RATE		APPROXIMATE SOLID HEIGHT		PRICE GROUP		
																	Music Wire	302 Stainless	316 Stainless
	MM	IN	MM	IN	MM	IN	MM	IN	N	LB	MM	IN	N/MM	LB/IN	MM	IN	M	S	S316
CI 010E 01	4.57	0.180	4.78	0.188	0.25	0.010	3.76	0.148	1.79	0.40	6.35	0.250	0.34	1.970	1.17	0.046	D	E	J
CI 010E 02											7.95	0.313	0.27	1.530	1.27	0.050	D	E	J
CI 010E 03											9.53	0.375	0.22	1.260	1.37	0.054	D	E	J
CI 010E 04											11.13	0.438	0.19	1.060	1.50	0.059	D	E	J
CI 010E 05											12.70	0.500	0.16	0.920	1.60	0.063	D	E	J
CI 010E 06											14.30	0.563	0.14	0.810	1.73	0.068	D	E	J
CI 010E 07											15.88	0.625	0.13	0.730	1.83	0.072	D	E	J
CI 010E 08											19.05	0.750	0.11	0.600	2.06	0.081	D	E	J
CI 010E 09											22.23	0.875	0.09	0.510	2.29	0.090	D	E	J
CI 010E 10											25.40	1.000	0.08	0.450	2.49	0.098	D	E	J
CI 010E 11											31.75	1.250	0.06	0.360	2.95	0.116	D	E	J
CI 010E 12											38.10	1.500	0.05	0.290	3.40	0.134	D	E	J
CI 012E 01					0.30	0.012	3.68	0.145	3.07	0.69	6.35	0.250	0.67	3.800	1.52	0.060	D	E	J
CI 012E 02											7.95	0.313	0.49	2.800	1.68	0.066	D	E	J
CI 012E 03											9.53	0.375	0.40	2.300	1.85	0.073	D	E	J
CI 012E 04											11.13	0.438	0.33	1.900	2.01	0.079	D	E	J
CI 012E 05											12.70	0.500	0.30	1.700	2.18	0.086	D	E	J
CI 012E 06											14.30	0.563	0.26	1.500	2.34	0.092	D	E	J
CI 012E 07											15.88	0.625	0.23	1.300	2.51	0.099	D	E	J
CI 012E 08											19.05	0.750	0.19	1.100	2.84	0.112	D	E	J
CI 012E 09											22.23	0.875	0.16	0.900	3.18	0.125	D	E	J
CI 012E 10											25.40	1.000	0.14	0.800	3.53	0.139	D	E	J
CI 012E 11											31.75	1.250	0.11	0.600	4.19	0.165	D	E	J
CI 012E 12											38.10	1.500	0.09	0.500	4.85	0.191	D	E	J
CI 013E 01					0.33	0.013	3.66	0.144	3.78	0.85	6.35	0.250	0.81	4.600	1.70	0.067	D	E	J
CI 013E 02											7.95	0.313	0.61	3.500	1.91	0.075	D	E	J
CI 013E 03											9.53	0.375	0.51	2.900	2.11	0.083	D	E	J
CI 013E 04											11.13	0.438	0.42	2.400	2.31	0.091	D	E	J
CI 013E 05											12.70	0.500	0.37	2.100	2.51	0.099	D	E	J
CI 013E 06											14.30	0.563	0.33	1.900	2.72	0.107	D	E	J
CI 013E 07											15.88	0.625	0.30	1.700	2.92	0.115	D	E	J
CI 013E 08											19.05	0.750	0.25	1.400	3.30	0.130	D	E	J
CI 013E 09											22.23	0.875	0.21	1.200	3.71	0.146	D	E	J
CI 013E 10											25.40	1.000	0.18	1.000	4.11	0.162	D	E	J
CI 013E 11											31.75	1.250	0.14	0.800	4.93	0.194	D	E	J
CI 013E 12											38.10	1.500	0.12	0.700	5.74	0.226	D	E	J
CI 010EF 01	4.78	0.188	5.16	0.203	0.25	0.010	3.96	0.156	1.47	0.33	6.35	0.250	0.28	1.620	1.17	0.046	D	E	J
CI 010EF 02											7.95	0.313	0.22	1.260	1.30	0.051	D	E	J
CI 010EF 03											9.53	0.375	0.18	1.040	1.42	0.056	D	E	J
CI 010EF 04											11.13	0.438	0.15	0.880	1.52	0.060	D	E	J
CI 010EF 05											12.70	0.500	0.13	0.760	1.65	0.065	D	E	J
CI 010EF 06											14.30	0.563	0.12	0.670	1.78	0.070	D	E	J
CI 010EF 07											15.88	0.625	0.11	0.600	1.88	0.074	D	E	J
CI 010EF 08											19.05	0.750	0.09	0.500	2.13	0.084	D	E	J
CI 010EF 09											22.23	0.875	0.07	0.420	2.36	0.093	D	E	J
CI 010EF 10											25.40	1.000	0.06	0.370	2.59	0.102	D	E	J
CI 010EF 11											31.75	1.250	0.05	0.290	3.07	0.121	D	E	J
CI 010EF 12											34.93	1.375	0.05	0.270	3.30	0.130	D	E	J
CI 010EF 13											38.10	1.500	0.04	0.240	3.53	0.139	D	E	J
CI 010EF 14											44.45	1.750	0.04	0.210	4.01	0.158	D	E	J
CI 011EF 01					0.28	0.011	3.99	0.157	1.61	0.36	6.35	0.250	0.33	1.870	1.42	0.056	D	E	J
CI 011EF 02											7.95	0.313	0.25	1.450	1.60	0.063	D	E	J
CI 011EF 03											9.53	0.375	0.21	1.190	1.78	0.070	D	E	J
CI 011EF 04											11.13	0.438	0.18	1.010	1.93	0.076	D	E	J
CI 011EF 05											12.70	0.500	0.15	0.880	2.11	0.083	D	E	J
CI 011EF 06											14.30	0.563	0.14	0.770	2.29	0.090	D	E	J
CI 011EF 07											15.88	0.625	0.12	0.690	2.44	0.096	D	E	J
CI 011EF 08											19.05	0.750	0.10	0.570	2.77	0.109	D	E	J
CI 011EF 09											22.23	0.875	0.09	0.490	3.12	0.123	D	E	J
CI 011EF 10											25.40	1.000	0.07	0.420	3.45	0.136	D	E	J
CI 011EF 11											31.75	1.250	0.06	0.340	4.11	0.162	D	E	J

* Finish may be based on Pre-coated Tin wire, or Pre-coated Zinc wire, at Lee Spring's discretion.
† Indicates DIN Compression Springs meeting the design parameters outlined in Standard DIN 2098

COMPRESSION SPRINGS: INSTRUMENT SERIES

● **End Coils Closed**

● **Music Wire (Plated*) or Stainless Steel (Passivated)**

LEE STOCK NUMBER	OUTSIDE DIAMETER		TO WORK IN HOLE DIA. MIN		NOMINAL WIRE DIAMETER		TO WORK OVER ROD DIA. MAX		APPROXIMATE LOAD AT SOLID HEIGHT		NOMINAL FREE LENGTH		SPRING RATE		APPROXIMATE SOLID HEIGHT		PRICE GROUP		
																	Music Wire	302 Stainless	316 Stainless
	MM	IN	MM	IN	MM	IN	MM	IN	N	LB	MM	IN	N/MM	LB/IN	MM	IN	M	S	S316
CI 011EF 12	4.78	0.188	5.16	0.203	0.28	0.011	3.99	0.157	1.61	0.36	34.93	1.375	0.05	0.310	4.47	0.176	D	E	J
CI 011EF 13											38.10	1.500	0.05	0.280	4.80	0.189	D	E	J
CI 011EF 14											44.45	1.750	0.04	0.240	5.46	0.215	D	E	J
CI 012EF 01					0.30	0.012	3.94	0.155	1.55	0.35	6.35	0.250	0.35	1.970	1.86	0.073	D	E	J
CI 012EF 02											7.95	0.313	0.28	1.610	2.06	0.081	D	E	J
CI 012EF 03											9.53	0.375	0.23	1.310	2.31	0.091	D	E	J
CI 012EF 04											11.13	0.438	0.19	1.110	2.57	0.101	D	E	J
CI 012EF 05											12.70	0.500	0.17	0.960	2.82	0.111	D	E	J
CI 012EF 06											14.30	0.563	0.15	0.850	3.08	0.121	D	E	J
CI 012EF 07											15.88	0.625	0.13	0.760	3.33	0.131	D	E	J
CI 012EF 08											19.05	0.750	0.11	0.620	3.84	0.151	D	E	J
CI 012EF 09											22.23	0.875	0.09	0.530	4.34	0.171	D	E	J
CI 012EF 10											25.40	1.000	0.08	0.460	4.85	0.191	D	E	J
CI 012EF 11											31.75	1.250	0.06	0.370	5.86	0.231	D	E	J
CI 012EF 12											34.93	1.375	0.06	0.330	6.37	0.251	D	E	J
CI 012EF 13											38.10	1.500	0.05	0.300	6.88	0.271	D	E	J
CI 012EF 14											44.45	1.750	0.05	0.260	7.89	0.311	D	E	J
CI 013EF 01					0.33	0.013	3.84	0.151	4.07	0.92	6.35	0.250	0.85	4.870	1.58	0.062	D	E	J
CI 013EF 02											7.95	0.313	0.66	3.750	1.74	0.069	D	E	J
CI 013EF 03											9.53	0.375	0.54	3.060	1.91	0.075	D	E	J
CI 013EF 04											11.13	0.438	0.45	2.580	2.08	0.082	D	E	J
CI 013EF 05											12.70	0.500	0.39	2.230	2.24	0.088	D	E	J
CI 013EF 06											14.30	0.563	0.34	1.960	2.41	0.095	D	E	J
CI 013EF 07											15.88	0.625	0.31	1.750	2.57	0.101	D	E	J
CI 013EF 08											19.05	0.750	0.25	1.450	2.90	0.114	D	E	J
CI 013EF 09											22.23	0.875	0.22	1.230	3.23	0.127	D	E	J
CI 013EF 10											25.40	1.000	0.19	1.070	3.56	0.140	D	E	J
CI 013EF 11											31.75	1.250	0.15	0.850	4.22	0.166	D	E	J
CI 013EF 12											34.93	1.375	0.13	0.770	4.55	0.179	D	E	J
CIM040EG 01†	5.40	0.213	6.00	0.236	0.40	0.016	4.10	0.161	4.85	1.09	10.50	0.413	0.61	3.460	2.59	0.102	D	E	SPECIAL
CIM040EG 02†											16.00	0.630	0.39	2.200	3.40	0.134	D	E	SPECIAL
CIM040EG 03†											24.00	0.945	0.25	1.420	4.60	0.181	D	E	SPECIAL
CIM040EG 04†											35.00	1.378	0.17	0.970	6.20	0.244	D	E	SPECIAL
CIM040EG 05†											53.00	2.087	0.11	0.650	8.61	0.339	D	E	SPECIAL
CI 010EG 01	5.54	0.218	5.94	0.234	0.25	0.010	4.72	0.186	1.09	0.25	6.35	0.250	0.21	1.190	1.12	0.044	D	E	J
CI 010EG 02											7.95	0.313	0.16	0.920	1.22	0.048	D	E	J
CI 010EG 03											9.53	0.375	0.13	0.760	1.32	0.052	D	E	J
CI 010EG 04											11.13	0.438	0.11	0.640	1.42	0.056	D	E	J
CI 010EG 05											12.70	0.500	0.10	0.560	1.52	0.060	D	E	J
CI 010EG 06											14.30	0.563	0.09	0.490	1.63	0.064	D	E	J
CI 010EG 07											15.88	0.625	0.08	0.440	1.73	0.068	D	E	J
CI 010EG 08											19.05	0.750	0.06	0.360	1.93	0.076	D	E	J
CI 010EG 09											22.23	0.875	0.05	0.310	2.13	0.084	D	E	J
CI 010EG 10											25.40	1.000	0.05	0.270	2.34	0.092	D	E	J
CI 010EG 11											31.75	1.250	0.04	0.210	2.74	0.108	D	E	J
CI 010EG 12											38.10	1.500	0.03	0.180	3.15	0.124	D	E	J
CI 010EG 13											44.45	1.750	0.03	0.150	3.56	0.140	D	E	J
CI 011EG 01					0.28	0.011	4.70	0.185	1.40	0.31	6.35	0.250	0.28	1.570	1.27	0.050	D	E	J
CI 011EG 02											7.95	0.313	0.21	1.220	1.40	0.055	D	E	J
CI 011EG 03											9.53	0.375	0.18	1.000	1.52	0.060	D	E	J
CI 011EG 04											11.13	0.438	0.15	0.850	1.65	0.065	D	E	J
CI 011EG 05											12.70	0.500	0.13	0.730	1.78	0.070	D	E	J
CI 011EG 06											14.30	0.563	0.11	0.650	1.91	0.075	D	E	J
CI 011EG 07											15.88	0.625	0.10	0.580	2.03	0.080	D	E	J
CI 011EG 08											19.05	0.750	0.08	0.480	2.29	0.090	D	E	J
CI 011EG 09											22.23	0.875	0.07	0.410	2.54	0.100	D	E	J
CI 011EG 10											25.40	1.000	0.06	0.360	2.77	0.109	D	E	J
CI 011EG 11											31.75	1.250	0.05	0.280	3.28	0.129	D	E	J
CI 011EG 12											38.10	1.500	0.04	0.240	3.78	0.149	D	E	J
CI 011EG 13											44.45	1.750	0.04	0.200	4.29	0.169	D	E	J

* Finish may be based on Pre-coated Tin wire, or Pre-coated Zinc wire, at Lee Spring's discretion.
† Indicates DIN Compression Springs meeting the design parameters outlined in Standard DIN 2098

Spring rates and maximum loads relate only to music wire.
When using stainless steel multiply by 0.833

COMPRESSION SPRINGS: INSTRUMENT SERIES

● **End Coils Closed**

● **Music Wire (Plated*) or Stainless Steel (Passivated)**

LEE STOCK NUMBER	OUTSIDE DIAMETER		TO WORK IN HOLE DIA. MIN		NOMINAL WIRE DIAMETER		TO WORK OVER ROD DIA. MAX		APPROXIMATE LOAD AT SOLID HEIGHT		NOMINAL FREE LENGTH		SPRING RATE		APPROXIMATE SOLID HEIGHT		PRICE GROUP		
																	Music Wire	302 Stainless	316 Stainless
	MM	IN	MM	IN	MM	IN	MM	IN	N	LB	MM	IN	N/MM	LB/IN	MM	IN	M	S	S316
CI 012EG 01	5.54	0.218	5.94	0.234	0.30	0.012	4.60	0.181	2.49	0.56	6.35	0.250	0.49	2.810	1.30	0.051	D	E	J
CI 012EG 02											7.95	0.313	0.38	2.170	1.42	0.056	D	E	J
CI 012EG 03											9.53	0.375	0.31	1.770	1.52	0.060	D	E	J
CI 012EG 04											11.13	0.438	0.26	1.500	1.65	0.065	D	E	J
CI 012EG 05											12.70	0.500	0.23	1.300	1.75	0.069	D	E	J
CI 012EG 06											14.30	0.563	0.20	1.140	1.85	0.073	D	E	J
CI 012EG 07											15.88	0.625	0.18	1.020	1.98	0.078	D	E	J
CI 012EG 08											19.05	0.750	0.15	0.840	2.21	0.087	D	E	J
CI 012EG 09											22.23	0.875	0.13	0.720	2.44	0.096	D	E	J
CI 012EG 10											25.40	1.000	0.11	0.620	2.64	0.104	D	E	J
CI 012EG 11											31.75	1.250	0.09	0.500	3.10	0.122	D	E	J
CI 012EG 12											38.10	1.500	0.07	0.410	3.56	0.140	D	E	J
CI 012EG 13											44.45	1.750	0.06	0.350	4.01	0.158	D	E	J
CI 013EG 01					0.33	0.013	4.65	0.183	1.90	0.43	6.35	0.250	0.41	2.350	1.74	0.068	D	E	J
CI 013EG 02											7.95	0.313	0.32	1.810	1.95	0.077	D	E	J
CI 013EG 03											9.53	0.375	0.26	1.480	2.16	0.085	D	E	J
CI 013EG 04											11.13	0.438	0.22	1.240	2.38	0.094	D	E	J
CI 013EG 05											12.70	0.500	0.19	1.080	2.59	0.102	D	E	J
CI 013EG 06											14.30	0.563	0.17	0.950	2.80	0.110	D	E	J
CI 013EG 07											15.88	0.625	0.15	0.850	3.02	0.119	D	E	J
CI 013EG 08											19.05	0.750	0.12	0.700	3.44	0.136	D	E	J
CI 013EG 09											22.23	0.875	0.10	0.590	3.87	0.152	D	E	J
CI 013EG 10											25.40	1.000	0.09	0.520	4.30	0.169	D	E	J
CI 013EG 11											31.75	1.250	0.07	0.410	5.15	0.203	D	E	J
CI 013EG 12											38.10	1.500	0.06	0.340	6.00	0.236	D	E	J
CI 013EG 13											44.45	1.750	0.05	0.290	6.85	0.270	D	E	J

* Finish may be based on Pre-coated Tin wire, or Pre-coated Zinc wire, at Lee Spring's discretion.
† Indicates DIN Compression Springs meeting the design parameters outlined in Standard DIN 2098

COMPRESSION SPRINGS: STANDARD SERIES

Guide to using tables

Wire Diameter
in ascending order of size, within each group of outside diameters.

Maximum Rod Diameter
over which the spring will effectively operate, allowing for working conditions and manufacturing tolerances.

Load at Solid Height
the load or force required to bring all coils into contact (See note 5).

Free Length
the overall length of the spring in the unloaded position.

Lee Stock Number
Please add suffix **M** for Music Wire, **S** for Stainless Steel or **S316** for Type 316 Stainless, when ordering.

Price Group
reference to the price list

Outside Diameter
arranged through the pages in ascending order of size.

Special
in the price group column means that springs are available but as special orders only.

Minimum Hole Diameter
required for the effective operation of the spring, allowing for manufacturing tolerances and normal working conditions.

Solid Height
Length when fully compressed.

Spring Rate
change in load or force per unit of deflection (See note 5).

COMPRESSION SPRINGS: STANDARD SERIES

● End Coils Closed and Ground Square ● Music Wire (Plated) or Stainless Steel (Passivated)

LEE STOCK NUMBER	OUTSIDE DIAMETER		TO WORK IN HOLE DIA. MIN		NOMINAL WIRE DIAMETER		TO WORK OVER ROD DIA. MAX		APPROXIMATE LOAD AT SOLID HEIGHT		NOMINAL FREE LENGTH		SPRING RATE		APPROXIMATE SOLID HEIGHT		PRICE GROUP		
																	Music Wire	302 Stainless	316 Stainless
	MM	IN	MM	IN	MM	IN	MM	IN	N	LB	MM	IN	N/MM	LB/IN	MM	IN	M		S316
LCM035A 01	3.00	0.118	3.00	0.126	0.35	0.014	2.10	0.083	8.14	1.83	6.50	0.256	1.91	10.88	2.39	0.094	C	E	SPECIAL
LCM035A 02											8.00	0.315	1.51	8.65	2.79	0.110	C	E	SPECIAL
LCM035A 03											9.50	0.374	1.26	7.17	3.20	0.126	C	E	SPECIAL
LCM035A 04											11.00	0.433	1.07	6.13	3.61	0.142	C	E	SPECIAL
LCM035A 05											12.50	0.492	0.94	5.35	3.99	0.157	C	E	SPECIAL
LCM035A 06											14.00	0.551	0.83	4.75	4.39	0.173	D	F	SPECIAL
LCM035A 07											15.50	0.610	0.75	4.27	4.80	0.189	D	F	SPECIAL
LCM035A 08											17.00	0.669	0.68	3.87	5.28	0.207	D	F	SPECIAL
LCM035A 09											19.00	0.748	0.60	3.45	5.79	0.228		G	SPECIAL
LCM035A 10											25.00	0.984	0.46	2.60	7.39	0.291	E	G	SPECIAL
LCM035A 11											27.50	1.083	0.41	2.36	8.15	0.321	F	H	SPECIAL
LCM035A 12											30.00	1.181	0.38	2.15	8.84	0.348	F	H	SPECIAL
LCM035A 13											40.00	1.575	0.28	1.61	11.61	0.457	F	H	SPECIAL
LCM050A 01					0.50	0.020	1.80	0.071	20.51	4.61	6.50	0.256	7.50	42.81	3.76	0.148	C	E	SPECIAL
LCM050A 02											8.00	0.315	5.89	33.64	4.52	0.178	C	E	SPECIAL
LCM050A 03											9.50	0.374	4.85	27.70	5.26	0.207	C	E	SPECIAL
LCM050A 04											11.00	0.433	4.12	23.54	6.02	0.237	C		SPECIAL
LCM050A 05											12.50	0.492	3.58	20.47	6.76	0.266	C		SPECIAL
LCM050A 06											14.00	0.551	3.17	18.11	7.52	0.296	D	F	SPECIAL
LCM050A 07											15.50	0.610	2.84	16.24	8.28	0.326	D	F	SPECIAL
LCM050A 08											17.00	0.669	2.58	14.72	9.02	0.355	D	F	SPECIAL
LCM050A 09											19.00	0.748	2.29	13.08	10.03	0.395	E	G	SPECIAL
LCM050A 10											25.00	0.984	1.72	9.81	13.03	0.513	E	G	SPECIAL
LCM050A 11											27.50	1.083	1.55	8.88	14.30	0.563		H	SPECIAL
LCM050A 12											30.00	1.181	1.42	8.12	15.54	0.612	F	H	SPECIAL
LCM050A 13											40.00	1.575	1.06	6.04	20.55	0.809	F	H	SPECIAL
LCM050AA 01†			3.40	0.134	0.50	0.020	1.70	0.067	16.79	3.78	4.40	0.173	11.82	67.49	2.74	0.108	F	H	SPECIAL
LCM050AA 02†											6.10	0.240	7.52	42.95	3.76	0.148	F	H	SPECIAL
LCM050AA 03†											8.70	0.343	4.87	27.79	5.26	0.207	F	H	SPECIAL
LCM050AA 04†											12.00	0.472	3.31	18.90	7.24	0.285	F	H	SPECIAL
LCM050AA 05†											17.50	0.689	2.24	12.77	10.26	0.404	F		SPECIAL
LC 014A 01	3.05	0.120	3.18	0.125	0.36	0.014	2.13	0.084	8.90	2.00	6.35	0.250	1.98	11.30	2.24	0.088	C	E	J
LC 014A 02											7.95	0.313	1.56	8.90	2.67	0.105	C	E	J
LC 014A 03											9.53	0.375	1.24	7.10	3.10	0.122	C	E	J
LC 014A 04											11.13	0.438	1.05	6.00	3.53	0.139	C	E	J
LC 014A 05											12.70	0.500	0.91	5.20	3.96	0.156	D	F	K
LC 014A 06											14.30	0.563	0.81	4.60	4.37	0.172	D	F	K
LC 014A 07											15.88	0.625	0.72	4.10	4.80	0.189	D	F	K
LC 014A 08											17.48	0.688	0.67	3.80	5.23	0.206	D	F	
LC 014A 09											19.05	0.750	0.60	3.40	5.66	0.223	E	G	L
LC 014A 9A											20.65	0.813	0.54	3.10	6.45	0.254	E	G	L
LC 014A 9B											22.23	0.875	0.51	2.90	6.83	0.269	E	G	L
LC 014A 9C											23.83	0.938	0.47	2.70	7.29	0.287	E	G	L
LC 014A 10											25.40	1.000	0.44	2.50	7.37	0.290	E	G	L
LC 014A 11											28.58	1.125	0.40	2.30	8.23	0.324	F	H	M
LC 014A 12											31.75	1.250	0.35	2.00	9.07	0.357	F	H	M
LC 014A 13											38.10	1.500	0.32	1.80	10.72	0.422	F	H	M
LC 016A 0					0.41	0.016	2.06	0.081	11.12	2.50	4.78	0.188	4.48	25.60	2.21	0.087	C	E	J
LC 016A 01											6.35	0.250	3.06	17.50	2.90	0.114	C	E	J
LC 016A 02											7.95	0.313	2.45	14.00	3.38	0.133	C	E	J
LC 016A 03											9.53	0.375	1.93	11.00	4.06	0.160	C	E	J
LC 016A 04											11.13	0.438	1.66	9.50	4.70	0.185	C	E	J
LC 016A 05											12.70	0.500	1.49	8.50	5.21	0.205	D	F	K
LC 016A 06											14.30	0.563	1.31	7.50	5.72	0.225	D	F	K
LC 016A 07											15.88	0.625	1.14	6.50	6.32	0.249	D	F	K
LC 016A 08											17.48	0.688	1.05	6.00	6.93	0.273	D	F	K
LC 016A 09											19.05	0.750	0.88	5.00	7.75	0.305	E	G	L
LC 016A 10											25.40	1.000	0.70	4.00	9.53	0.375	E	G	L
LC 016A 11											28.58	1.125	0.61	3.50	11.23	0.442	F	H	M
LC 016A 12											31.75	1.250	0.56	3.20	12.14	0.478	F	H	M
LC 016A 13											38.10	1.500	0.47	2.70	14.22	0.560	F	H	M

† Indicates DIN Compression Springs meeting the design parameters outlined in Standard DIN 2098

Spring rates and maximum loads relate only to music wire.
When using stainless steel multiply by 0.833

— 52 Lee Spring leespring.co.uk • Call: +44 (0)118 978 1800 • Fax: +44 (0)118 977 4832 • Email: sales@leespring.co.uk

ADDITIONAL INFORMATION

1. Load at Solid Height, Solid Height and Number of Coils are all given as approximate figures because during the manufacturing process all material and engineering tolerances may result in the number of coils being adjusted, to maintain the correct spring rate.

2. To find the load at any working length, when free length and spring rate are given, use the formula $F = S \times \Delta L$ (where F is the load; S is the spring rate; ΔL is the deflection from free length).

3. It is general practice to avoid compressing springs to their solid height in order to achieve longer life **Therefore we recommend that compression springs should not be compressed greater than 80% of their deflective capability - except on an occasional basis.**

4. Material specifications, finishes and tolerances are detailed on page 251.

5. Please note the spring rates, load at solid height and maximum load listed in the compression spring tables relate only to music wire. **When choosing stainless steel multiply factors by 0.833.**
(Use factor 0.870 for HEAVY DUTY SPRINGS with LHC prefix)

COMPRESSION SPRINGS: STANDARD SERIES

● End Coils Closed and Ground Square ● Music Wire (Plated) or Stainless Steel (Passivated)

LEE STOCK NUMBER	OUTSIDE DIAMETER		TO WORK IN HOLE DIA. MIN		NOMINAL WIRE DIAMETER		TO WORK OVER ROD DIA. MAX		APPROXIMATE LOAD AT SOLID HEIGHT		NOMINAL FREE LENGTH		SPRING RATE		APPROXIMATE SOLID HEIGHT		PRICE GROUP		
																	Music Wire	302 Stainless	316 Stainless
	MM	IN	MM	IN	MM	IN	MM	IN	N	LB	MM	IN	N/MM	LB/IN	MM	IN	M	S	S316
LCM035A 01	3.00	0.118	3.20	0.126	0.35	0.014	2.10	0.083	8.14	1.83	6.50	0.256	1.91	10.88	2.39	0.094	C	E	SPECIAL
LCM035A 02											8.00	0.315	1.51	8.65	2.79	0.110	C	E	SPECIAL
LCM035A 03											9.50	0.374	1.26	7.17	3.20	0.126	C	E	SPECIAL
LCM035A 04											11.00	0.433	1.07	6.13	3.61	0.142	C	E	SPECIAL
LCM035A 05											12.50	0.492	0.94	5.35	3.99	0.157	C	E	SPECIAL
LCM035A 06											14.00	0.551	0.83	4.75	4.39	0.173	D	F	SPECIAL
LCM035A 07											15.50	0.610	0.75	4.27	4.80	0.189	D	F	SPECIAL
LCM035A 08											17.00	0.669	0.68	3.87	5.26	0.207	D	F	SPECIAL
LCM035A 09											19.00	0.748	0.60	3.45	5.79	0.228	E	G	SPECIAL
LCM035A 10											25.00	0.984	0.46	2.60	7.39	0.291	E	G	SPECIAL
LCM035A 11											27.50	1.083	0.41	2.36	8.15	0.321	F	H	SPECIAL
LCM035A 12											30.00	1.181	0.38	2.15	8.84	0.348	F	H	SPECIAL
LCM035A 13											40.00	1.575	0.28	1.61	11.61	0.457	F	H	SPECIAL
LCM050A 01					0.50	0.020	1.80	0.071	20.51	4.61	6.50	0.256	7.50	42.81	3.76	0.148	C	E	SPECIAL
LCM050A 02											8.00	0.315	5.89	33.64	4.52	0.178	C	E	SPECIAL
LCM050A 03											9.50	0.374	4.85	27.70	5.26	0.207	C	E	SPECIAL
LCM050A 04											11.00	0.433	4.12	23.54	6.02	0.237	C	E	SPECIAL
LCM050A 05											12.50	0.492	3.58	20.47	6.76	0.266	C	E	SPECIAL
LCM050A 06											14.00	0.551	3.17	18.11	7.52	0.296	D	F	SPECIAL
LCM050A 07											15.50	0.610	2.84	16.24	8.28	0.326	D	F	SPECIAL
LCM050A 08											17.00	0.669	2.58	14.72	9.02	0.355	D	F	SPECIAL
LCM050A 09											19.00	0.748	2.29	13.08	10.03	0.395	E	G	SPECIAL
LCM050A 10											25.00	0.984	1.72	9.81	13.03	0.513	E	G	SPECIAL
LCM050A 11											27.50	1.083	1.55	8.88	14.30	0.563	F	H	SPECIAL
LCM050A 12											30.00	1.181	1.42	8.12	15.54	0.612	F	H	SPECIAL
LCM050A 13											40.00	1.575	1.06	6.04	20.55	0.809	F	H	SPECIAL
LCM050AA 01†			3.40	0.134	0.50	0.020	1.70	0.067	16.79	3.78	4.40	0.173	11.82	67.49	2.74	0.108	F	H	SPECIAL
LCM050AA 02†											6.10	0.240	7.52	42.95	3.76	0.148	F	H	SPECIAL
LCM050AA 03†											8.70	0.343	4.87	27.79	5.26	0.207	F	H	SPECIAL
LCM050AA 04†											12.00	0.472	3.31	18.90	7.24	0.285	F	H	SPECIAL
LCM050AA 05†											17.50	0.689	2.24	12.77	10.26	0.404	F	H	SPECIAL
LC 014A 01	3.05	0.120	3.18	0.125	0.36	0.014	2.13	0.084	8.90	2.00	6.35	0.250	1.98	11.30	2.24	0.088	C	E	J
LC 014A 02											7.95	0.313	1.56	8.90	2.67	0.105	C	E	J
LC 014A 03											9.53	0.375	1.24	7.10	3.10	0.122	C	E	J
LC 014A 04											11.13	0.438	1.05	6.00	3.53	0.139	C	E	J
LC 014A 05											12.70	0.500	0.91	5.20	3.96	0.156	D	F	K
LC 014A 06											14.30	0.563	0.81	4.60	4.37	0.172	D	F	K
LC 014A 07											15.88	0.625	0.72	4.10	4.80	0.189	D	F	K
LC 014A 08											17.48	0.688	0.67	3.80	5.23	0.206	D	F	K
LC 014A 09											19.05	0.750	0.60	3.40	5.66	0.223	E	G	L
LC 014A 9A											20.65	0.813	0.54	3.10	6.45	0.254	E	G	L
LC 014A 9B											22.23	0.875	0.51	2.90	6.83	0.269	E	G	L
LC 014A 9C											23.83	0.938	0.47	2.70	7.29	0.287	E	G	L
LC 014A 10											25.40	1.000	0.44	2.50	7.37	0.290	E	G	L
LC 014A 11											28.58	1.125	0.40	2.30	8.23	0.324	F	H	M
LC 014A 12											31.75	1.250	0.35	2.00	9.07	0.357	F	H	M
LC 014A 13											38.10	1.500	0.32	1.80	10.72	0.422	F	H	M
LC 016A 0					0.41	0.016	2.06	0.081	11.12	2.50	4.78	0.188	4.48	25.60	2.21	0.087	C	E	J
LC 016A 01											6.35	0.250	3.06	17.50	2.90	0.114	C	E	J
LC 016A 02											7.95	0.313	2.45	14.00	3.38	0.133	C	E	J
LC 016A 03											9.53	0.375	1.93	11.00	4.06	0.160	C	E	J
LC 016A 04											11.13	0.438	1.66	9.50	4.70	0.185	C	E	J
LC 016A 05											12.70	0.500	1.49	8.50	5.21	0.205	D	F	K
LC 016A 06											14.30	0.563	1.31	7.50	5.72	0.225	D	F	K
LC 016A 07											15.88	0.625	1.14	6.50	6.32	0.249	D	F	K
LC 016A 08											17.48	0.688	1.05	6.00	6.93	0.273	D	F	K
LC 016A 09											19.05	0.750	0.88	5.00	7.75	0.305	E	G	L
LC 016A 10											25.40	1.000	0.70	4.00	9.53	0.375	E	G	L
LC 016A 11											28.58	1.125	0.61	3.50	11.23	0.442	F	H	M
LC 016A 12											31.75	1.250	0.56	3.20	12.14	0.478	F	H	M
LC 016A 13											38.10	1.500	0.47	2.70	14.22	0.560	F	H	M

† Indicates DIN Compression Springs meeting the design parameters outlined in Standard DIN 2098

Spring rates and maximum loads relate only to music wire.
When using stainless steel multiply by 0.833

COMPRESSION SPRINGS: STANDARD SERIES

● **End Coils Closed and Ground Square** ● **Music Wire (Plated) or Stainless Steel (Passivated)**

LEE STOCK NUMBER	OUTSIDE DIAMETER		TO WORK IN HOLE DIA. MIN		NOMINAL WIRE DIAMETER		TO WORK OVER ROD DIA. MAX		APPROXIMATE LOAD AT SOLID HEIGHT		NOMINAL FREE LENGTH		SPRING RATE		APPROXIMATE SOLID HEIGHT		PRICE GROUP		
																	Music Wire	302 Stainless	316 Stainless
	MM	IN	MM	IN	MM	IN	MM	IN	N	LB	MM	IN	N/MM	LB/IN	MM	IN	M	S	S316
LC 018A 0	3.05	0.120	3.18	0.125	0.46	0.018	1.96	0.077	15.57	3.50	4.78	0.188	7.23	41.30	2.57	0.101	C	E	J
LC 018A 01											6.35	0.250	4.99	28.50	3.35	0.132	C	E	J
LC 018A 02											7.95	0.313	3.85	22.00	4.04	0.159	C	E	J
LC 018A 03											9.53	0.375	3.15	18.00	4.57	0.180	C	E	J
LC 018A 04											11.13	0.438	2.71	15.50	5.28	0.208	C	E	J
LC 018A 05											12.70	0.500	2.28	13.00	6.22	0.245	D	F	K
LC 018A 06											14.30	0.563	2.01	11.50	6.88	0.271	D	F	K
LC 018A 07											15.88	0.625	1.93	11.00	7.34	0.289	D	F	K
LC 018A 08											17.48	0.688	1.66	9.50	8.26	0.325	D	F	K
LC 018A 09											19.05	0.750	1.49	8.50	8.92	0.351	E	G	L
LC 018A 10											25.40	1.000	1.12	6.40	11.56	0.455	E	G	L
LC 018A 11											28.58	1.125	0.98	5.60	12.95	0.510	F	H	M
LC 018A 12											31.75	1.250	0.88	5.00	14.66	0.577	F	H	M
LC 018A 13											38.10	1.500	0.72	4.10	17.20	0.677	F	H	M
LC 020A 01					0.51	0.020	1.85	0.073	21.35	4.80	6.35	0.250	8.32	47.50	3.81	0.150	C	E	J
LC 020A 02											7.95	0.313	6.30	36.00	4.70	0.185	C	E	J
LC 020A 03											9.53	0.375	5.08	29.00	5.46	0.215	C	E	J
LC 020A 04											11.13	0.438	4.29	24.50	6.35	0.250	C	E	J
LC 020A 05											12.70	0.500	3.76	21.50	7.11	0.280	D	F	K
LC 020A 06											14.30	0.563	3.24	18.50	7.87	0.310	D	F	K
LC 020A 07											15.88	0.625	2.89	16.50	8.76	0.345	D	F	K
LC 020A 08											17.48	0.688	2.63	15.00	9.53	0.375	D	F	K
LC 020A 09											19.05	0.750	2.36	13.50	10.41	0.410	E	G	L
LC 020A 10											20.65	0.813	2.19	12.50	10.92	0.430	E	G	L
LC 020A 11											23.83	0.938	1.89	10.80	12.95	0.510	E	G	L
LC 020A 12											25.40	1.000	1.75	10.00	13.72	0.540	E	G	L
LC 020A 13											28.58	1.125	1.58	9.00	15.24	0.600	F	H	M
LC 020A 14											31.75	1.250	1.40	8.00	16.76	0.660	F	H	M
LC 020A 15											38.10	1.500	1.14	6.50	20.07	0.790	F	H	M
LC 022A 01					0.56	0.022	1.75	0.069	26.69	6.00	6.35	0.250	12.26	70.00	4.22	0.166	C	E	J
LC 022A 02											7.95	0.313	9.46	54.00	5.05	0.199	C	E	J
LC 022A 03											9.53	0.375	7.35	42.00	6.17	0.243	C	E	J
LC 022A 04											11.13	0.438	6.30	36.00	7.01	0.276	C	E	J
LC 022A 05											12.70	0.500	5.43	31.00	7.85	0.309	D	F	J
LC 022A 06											14.30	0.563	4.90	28.00	8.69	0.342	D	F	K
LC 022A 07											15.88	0.625	4.38	25.00	9.50	0.374	D	F	K
LC 022A 08											17.48	0.688	3.85	22.00	10.64	0.419	D	F	K
LC 022A 09											19.05	0.750	3.50	20.00	11.46	0.451	E	G	L
LC 022A 10											20.65	0.813	3.15	18.00	12.57	0.495	E	G	L
LC 022A 11											23.83	0.938	2.80	16.00	14.10	0.555	E	G	L
LC 022A 12											25.40	1.000	2.63	15.00	15.24	0.600	E	G	L
LC 022A 13											28.58	1.125	2.28	13.00	16.89	0.665	F	H	M
LC 022A 14											31.75	1.250	2.06	11.75	19.25	0.758	F	H	M
LC 022A 15											38.10	1.500	1.70	9.70	22.91	0.902	F	H	M
LC 024A 01					0.61	0.024	1.65	0.065	36.47	8.20	6.35	0.250	18.81	107.40	4.55	0.179	C	E	J
LC 024A 02											7.95	0.313	14.39	82.20	5.56	0.219	C	E	J
LC 024A 03											9.53	0.375	11.63	66.40	6.58	0.259	C	E	J
LC 024A 04											11.13	0.438	9.74	55.60	7.59	0.299	C	E	J
LC 024A 05											12.70	0.500	8.40	48.00	8.61	0.339	D	F	K
LC 024A 06											14.30	0.563	7.39	42.20	9.63	0.379	D	F	K
LC 024A 07											15.88	0.625	6.58	37.60	10.64	0.419	D	F	K
LC 024A 08											17.48	0.688	5.94	33.90	11.66	0.459	D	F	K
LC 024A 09											19.05	0.750	5.41	30.90	12.67	0.499	E	G	L
LC 024A 10											20.65	0.813	4.97	28.40	13.69	0.539	E	G	L
LC 024A 11											22.23	0.875	4.59	26.20	14.73	0.580	E	G	L
LC 024A 12											23.83	0.938	4.27	24.40	15.72	0.619	E	G	L
LC 024A 13											25.40	1.000	3.99	22.80	16.74	0.659	E	G	L
LC 024A 14											28.58	1.125	3.54	20.20	18.80	0.740	F	H	M
LC 024A 15											31.75	1.250	3.15	18.00	20.83	0.820	F	H	M
LC 024A 16											38.10	1.500	2.61	14.90	24.89	0.980	F	H	M

† **Indicates DIN Compression Springs meeting the design parameters outlined in Standard DIN 2098**

COMPRESSION SPRINGS: STANDARD SERIES

● End Coils Closed and Ground Square ● Music Wire (Plated) or Stainless Steel (Passivated)

LEE STOCK NUMBER	OUTSIDE DIAMETER		TO WORK IN HOLE DIA. MIN		NOMINAL WIRE DIAMETER		TO WORK OVER ROD DIA. MAX		APPROXIMATE LOAD AT SOLID HEIGHT		NOMINAL FREE LENGTH		SPRING RATE		APPROXIMATE SOLID HEIGHT		PRICE GROUP		
																	Music Wire	302 Stainless	316 Stainless
	MM	IN	MM	IN	MM	IN	MM	IN	N	LB	MM	IN	N/MM	LB/IN	MM	IN	M	S	S316
LC 014AA 01	3.18	0.125	3.58	0.141	0.36	0.014	2.26	0.089	6.91	1.55	6.35	0.250	1.71	9.77	2.31	0.091	C	E	J
LC 014AA 02											7.95	0.313	1.33	7.61	2.76	0.109	C	E	J
LC 014AA 03											9.53	0.375	1.09	6.25	3.20	0.126	C	E	J
LC 014AA 04											11.13	0.438	0.93	5.29	3.65	0.144	C	E	J
LC 014AA 05											12.70	0.500	0.80	4.59	4.09	0.161	D	F	K
LC 014AA 06											14.30	0.563	0.71	4.05	4.54	0.179	D	F	K
LC 014AA 07											15.88	0.625	0.64	3.63	4.98	0.196	D	F	K
LC 014AA 08											17.48	0.688	0.58	3.29	5.43	0.214	D	F	K
LC 014AA 09											19.05	0.750	0.53	3.00	5.87	0.231	D	F	K
LC 014AA 10											20.65	0.813	0.48	2.76	6.32	0.249	E	G	L
LC 014AA 11											22.23	0.875	0.45	2.56	6.76	0.266	E	G	L
LC 014AA 12											23.83	0.938	0.42	2.38	7.21	0.284	E	G	L
LC 014AA 13											25.40	1.000	0.39	2.23	7.65	0.301	E	G	L
LC 014AA 14											28.58	1.125	0.35	1.98	8.54	0.336	F	H	M
LC 014AA 15											31.75	1.250	0.31	1.77	9.43	0.371	F	H	M
LC 014AA 16											34.93	1.375	0.28	1.61	10.32	0.406	F	H	M
LC 014AA 17											38.10	1.500	0.26	1.47	11.21	0.441	F	H	M
LC 016AA 01					0.41	0.016	2.16	0.085	12.09	2.72	6.35	0.250	3.20	18.29	2.57	0.101	C	E	J
LC 016AA 02											7.95	0.313	2.48	14.19	3.08	0.121	C	E	J
LC 016AA 03											9.53	0.375	2.04	11.62	3.57	0.141	C	E	J
LC 016AA 04											11.13	0.438	1.72	9.82	4.07	0.160	C	E	J
LC 016AA 05											12.70	0.500	1.49	8.52	4.56	0.180	D	F	K
LC 016AA 06											14.30	0.563	1.31	7.51	5.07	0.200	D	F	K
LC 016AA 07											15.88	0.625	1.18	6.72	5.56	0.219	D	F	K
LC 016AA 08											17.48	0.688	1.06	6.08	6.06	0.239	D	F	K
LC 016AA 09											19.05	0.750	0.97	5.55	6.56	0.258	D	F	K
LC 016AA 10											20.65	0.813	0.89	5.11	7.06	0.278	E	G	L
LC 016AA 11											23.83	0.938	0.77	4.40	8.06	0.317	E	G	L
LC 016AA 12											25.40	1.000	0.72	4.12	8.55	0.337	E	G	L
LC 016AA 13											31.75	1.250	0.57	3.27	10.54	0.415	F	H	M
LC 016AA 14											38.10	1.500	0.48	2.72	12.53	0.494	F	H	M
LC 018AA 01					0.46	0.018	2.08	0.082	16.36	3.68	6.35	0.250	4.99	28.47	3.07	0.121	C	E	J
LC 018AA 02											7.95	0.313	3.85	22.00	3.69	0.145	C	E	J
LC 018AA 03											9.53	0.375	3.15	18.00	4.31	0.170	C	E	J
LC 018AA 04											12.70	0.500	2.30	13.13	5.55	0.219	D	F	K
LC 018AA 05											14.30	0.563	2.02	11.56	6.18	0.243	D	F	K
LC 018AA 06											15.88	0.625	1.81	10.34	6.79	0.267	D	F	K
LC 018AA 07											17.48	0.688	1.64	9.34	7.42	0.292	D	F	K
LC 018AA 08											19.05	0.750	1.49	8.53	8.03	0.316	D	F	K
LC 018AA 09											20.65	0.813	1.37	7.84	8.66	0.341	E	G	L
LC 018AA 10											23.83	0.938	1.18	6.75	9.90	0.390	E	G	L
LC 018AA 11											25.40	1.000	1.11	6.32	10.52	0.414	E	G	L
LC 018AA 12											31.75	1.250	0.88	5.02	13.00	0.512	F	H	M
LC 018AA 13											38.10	1.500	0.73	4.16	15.49	0.610	F	H	M
LC 020AA 01					0.51	0.020	1.98	0.078	25.04	5.63	6.35	0.250	8.30	47.41	3.33	0.131	C	E	J
LC 020AA 02											7.95	0.313	6.39	36.47	4.02	0.158	C	E	J
LC 020AA 03											9.53	0.375	5.42	30.97	4.70	0.185	C	E	J
LC 020AA 04											12.70	0.500	3.76	21.46	6.10	0.240	D	F	K
LC 020AA 05											14.30	0.563	3.28	18.73	6.84	0.269	D	F	K
LC 020AA 06											15.88	0.625	2.91	16.61	7.57	0.298	D	F	K
LC 020AA 07											17.48	0.688	2.60	14.88	8.34	0.328	D	F	K
LC 020AA 08											19.05	0.750	2.36	13.47	9.10	0.358	D	F	K
LC 020AA 09											20.65	0.813	2.17	12.37	9.81	0.386	E	G	L
LC 020AA 10											23.83	0.938	1.86	10.65	11.23	0.442	E	G	L
LC 020AA 11											25.40	1.000	1.74	9.96	11.94	0.470	E	G	L
LC 020AA 12											31.75	1.250	1.38	7.90	14.77	0.582	F	H	M
LC 020AA 13											38.10	1.500	1.15	6.55	17.61	0.693	F	H	M
LC 022AA 01					0.56	0.022	1.88	0.074	30.47	6.85	6.35	0.250	12.09	69.07	3.83	0.151	C	E	J
LC 022AA 02											7.95	0.313	9.26	52.90	4.65	0.183	C	E	J
LC 022AA 03											9.53	0.375	7.53	42.99	5.46	0.215	C	E	J
LC 022AA 04											12.70	0.500	5.46	31.20	7.08	0.279	D	F	K

† Indicates DIN Compression Springs meeting the design parameters outlined in Standard DIN 2098

Spring rates and maximum loads relate only to music wire.
When using stainless steel multiply by 0.833

COMPRESSION SPRINGS: STANDARD SERIES

● **End Coils Closed and Ground Square** ● **Music Wire (Plated) or Stainless Steel (Passivated)**

LEE STOCK NUMBER	OUTSIDE DIAMETER		TO WORK IN HOLE DIA. MIN		NOMINAL WIRE DIAMETER		TO WORK OVER ROD DIA. MAX		APPROXIMATE LOAD AT SOLID HEIGHT		NOMINAL FREE LENGTH		SPRING RATE		APPROXIMATE SOLID HEIGHT		PRICE GROUP		
																	Music Wire	302 Stainless	316 Stainless
	MM	IN	MM	IN	MM	IN	MM	IN	N	LB	MM	IN	N/MM	LB/IN	MM	IN	M	S	S316
LC 022AA 05	3.18	0.125	3.58	0.141	0.56	0.022	1.88	0.074	30.47	6.85	14.30	0.563	4.80	27.42	7.90	0.311	D	F	K
LC 022AA 06											15.88	0.625	4.29	24.49	8.71	0.343	D	F	K
LC 022AA 07											17.48	0.688	3.87	22.09	9.53	0.375	D	F	K
LC 022AA 08											20.65	0.813	3.24	18.50	11.15	0.439	E	G	L
LC 022AA 09											23.83	0.938	2.79	15.92	12.78	0.503	E	G	L
LC 022AA 10											25.40	1.000	2.63	15.00	13.49	0.531	E	G	L
LC 022AA 11											31.75	1.250	2.08	11.89	16.72	0.658	F	H	M
LC 022AA 12											38.10	1.500	1.72	9.85	19.94	0.785	F	H	M
LCM050AB 01†	3.70	0.146	4.10	0.161	0.50	0.020	2.40	0.094	14.50	3.26	5.50	0.217	5.64	32.18	2.74	0.108	F	H	SPECIAL
LCM050AB 02†											7.90	0.311	3.59	20.48	3.76	0.148	F	H	SPECIAL
LCM050AB 03†											11.50	0.453	2.32	13.25	5.26	0.207	F	H	SPECIAL
LCM050AB 04†											16.00	0.630	1.58	9.01	7.24	0.285	F	H	SPECIAL
LCM050AB 05†											23.50	0.925	1.07	6.09	10.26	0.404	F	H	SPECIAL
LCM060AB 01			4.00	0.158	0.60	0.024	2.20	0.087	22.60	5.08	6.50	0.256	9.35	53.37	4.09	0.161	C	E	SPECIAL
LCM060AB 02											8.00	0.315	7.28	41.58	4.90	0.193	C	E	SPECIAL
LCM060AB 03											9.50	0.374	5.97	34.07	5.72	0.225	C	E	SPECIAL
LCM060AB 04											11.00	0.433	5.05	28.85	6.55	0.258	C	E	SPECIAL
LCM060AB 05											12.50	0.492	4.38	25.02	7.37	0.290	C	E	SPECIAL
LCM060AB 06											14.00	0.551	3.87	22.09	8.18	0.322	D	F	SPECIAL
LCM060AB 07											15.50	0.610	3.46	19.77	8.99	0.354	D	F	SPECIAL
LCM060AB 08											17.00	0.669	3.13	17.90	9.80	0.386	D	F	SPECIAL
LCM060AB 09											19.00	0.748	2.78	15.89	10.90	0.429	E	G	SPECIAL
LCM060AB 10											25.00	0.984	2.08	11.88	14.17	0.558	E	G	SPECIAL
LCM060AB 11											27.50	1.083	1.88	10.75	15.54	0.612	F	H	SPECIAL
LCM060AB 12											30.00	1.181	1.72	9.82	16.89	0.665	F	H	SPECIAL
LCM060AB 13											40.00	1.575	1.28	7.29	22.35	0.880	F	H	SPECIAL
LC 016AB 01	3.76	0.148	3.96	0.156	0.41	0.016	2.74	0.108	8.45	1.90	6.35	0.250	2.08	11.90	2.34	0.092	C	D	H
LC 016AB 02											7.95	0.313	1.61	9.20	2.77	0.109	C	D	H
LC 016AB 03											9.53	0.375	1.31	7.50	3.20	0.126	C	D	H
LC 016AB 04											11.13	0.438	1.12	6.40	3.66	0.144	C	D	H
LC 016AB 05											12.70	0.500	0.96	5.50	4.09	0.161	C	D	H
LC 016AB 06											14.30	0.563	0.86	4.90	4.52	0.178	C	D	H
LC 016AB 07											15.88	0.625	0.77	4.40	4.95	0.195	D	E	J
LC 016AB 08											17.48	0.688	0.68	3.90	5.38	0.212	D	E	J
LC 016AB 09											19.05	0.750	0.63	3.60	5.82	0.229	D	E	J
LC 016AB 10											20.65	0.813	0.58	3.30	6.25	0.246	D	E	J
LC 016AB 11											23.83	0.938	0.51	2.90	7.11	0.280	D	E	J
LC 016AB 12											25.40	1.000	0.47	2.70	7.54	0.297	D	E	J
LC 016AB 13											31.75	1.250	0.37	2.10	9.27	0.365	E	F	K
LC 016AB 14											38.10	1.500	0.32	1.80	11.00	0.433	E	F	K
LC 018AB 01					0.46	0.018	2.64	0.104	12.90	2.90	6.35	0.250	3.43	19.60	2.67	0.105	C	D	H
LC 018AB 02											7.95	0.313	2.66	15.20	3.18	0.125	C	D	H
LC 018AB 03											9.53	0.375	2.17	12.40	3.68	0.145	C	D	H
LC 018AB 04											11.13	0.438	1.82	10.40	4.17	0.164	C	D	H
LC 018AB 05											12.70	0.500	1.58	9.00	4.67	0.184	C	D	H
LC 018AB 06											14.30	0.563	1.40	8.00	5.18	0.204	D	E	J
LC 018AB 07											15.88	0.625	1.24	7.10	5.69	0.224	D	E	J
LC 018AB 08											17.48	0.688	1.12	6.40	6.20	0.244	D	E	J
LC 018AB 09											19.05	0.750	1.03	5.90	6.71	0.264	D	E	J
LC 018AB 10											20.65	0.813	0.95	5.40	7.19	0.283	D	E	J
LC 018AB 11											23.83	0.938	0.81	4.60	8.20	0.323	E	F	K
LC 018AB 12											25.40	1.000	0.75	4.30	8.71	0.343	E	F	K
LC 018AB 13											31.75	1.250	0.61	3.50	10.72	0.422	E	F	K
LC 018AB 14											38.10	1.500	0.51	2.90	12.73	0.501	E	F	K
LC 021AB 01					0.53	0.021	2.51	0.099	17.79	4.00	6.35	0.250	5.60	32.00	3.38	0.133	C	E	J
LC 021AB 02											7.95	0.313	4.38	25.00	4.06	0.160	C	E	J
LC 021AB 03											9.53	0.375	3.50	20.00	4.75	0.187	C	E	J
LC 021AB 04											11.13	0.438	2.98	17.00	5.44	0.214	C	E	J
LC 021AB 05											12.70	0.500	2.57	14.70	6.15	0.242	D	F	K
LC 021AB 06											14.30	0.563	2.28	13.00	6.81	0.268	D	F	K

† **Indicates DIN Compression Springs meeting the design parameters outlined in Standard DIN 2098**

COMPRESSION SPRINGS: STANDARD SERIES

● **End Coils Closed and Ground Square** ● **Music Wire (Plated) or Stainless Steel (Passivated)**

LEE STOCK NUMBER	OUTSIDE DIAMETER		TO WORK IN HOLE DIA. MIN		NOMINAL WIRE DIAMETER		TO WORK OVER ROD DIA. MAX		APPROXIMATE LOAD AT SOLID HEIGHT		NOMINAL FREE LENGTH		SPRING RATE		APPROXIMATE SOLID HEIGHT		PRICE GROUP		
																	Music Wire	302 Stainless	316 Stainless
	MM	IN	MM	IN	MM	IN	MM	IN	N	LB	MM	IN	N/MM	LB/IN	MM	IN	M	S	S316
LC 021AB 07	3.76	0.148	3.96	0.156	0.53	0.021	2.51	0.099	17.79	4.00	15.88	0.625	2.05	11.70	7.47	0.294	D	F	K
LC 021AB 08											17.48	0.688	1.84	10.50	8.15	0.321	D	F	K
LC 021AB 09											19.05	0.750	1.70	9.70	8.86	0.349	E	G	L
LC 021AB 10											20.65	0.813	1.56	8.90	9.55	0.376	E	G	L
LC 021AB 11											23.83	0.938	1.31	7.50	10.92	0.430	E	G	L
LC 021AB 12											25.40	1.000	1.23	7.00	11.63	0.458	F	H	M
LC 021AB 13											31.75	1.250	1.02	5.80	14.43	0.568	F	H	M
LC 021AB 14											38.10	1.500	0.84	4.80	17.15	0.675	F	H	M
LC 023AB 01					0.58	0.023	2.41	0.095	22.24	5.00	6.35	0.250	8.32	47.50	3.73	0.147	C	E	J
LC 023AB 02											7.95	0.313	6.39	36.50	4.52	0.178	C	E	J
LC 023AB 03											9.53	0.375	5.17	29.50	5.31	0.209	C	E	J
LC 023AB 04											11.13	0.438	4.45	25.40	6.07	0.239	C	E	J
LC 023AB 05											12.70	0.500	3.85	22.00	6.91	0.272	D	F	K
LC 023AB 06											14.30	0.563	3.33	19.00	7.67	0.302	D	F	K
LC 023AB 07											15.88	0.625	2.98	17.00	8.48	0.334	D	F	K
LC 023AB 08											17.48	0.688	2.71	15.50	9.25	0.364	D	F	K
LC 023AB 09											19.05	0.750	2.45	14.00	10.06	0.396	E	G	L
LC 023AB 10											20.65	0.813	2.24	12.80	10.80	0.425	E	G	L
LC 023AB 11											23.83	0.938	1.93	11.00	12.83	0.505	E	G	L
LC 023AB 12											25.40	1.000	1.80	10.30	13.16	0.518	F	H	M
LC 023AB 13											31.75	1.250	1.45	8.30	16.56	0.652	F	H	M
LC 023AB 14											38.10	1.500	1.21	6.90	19.63	0.773	F	H	M
LCM063AC 01†	3.83	0.151	4.20	0.165	0.63	0.025	2.30	0.091	25.65	5.77	5.50	0.217	14.20	81.12	3.45	0.136	F	H	SPECIAL
LCM063AC 02†											7.80	0.307	9.04	51.62	4.72	0.186	F	H	SPECIAL
LCM063AC 03†											11.00	0.433	5.85	33.40	6.60	0.260	F	H	SPECIAL
LCM063AC 04†											15.50	0.610	3.98	22.71	9.14	0.360	F	H	SPECIAL
LCM063AC 05†											22.50	0.886	2.69	15.35	12.90	0.508	F	H	SPECIAL
LC 016AC 01	3.96	0.156	4.37	0.172	0.41	0.016	2.95	0.116	7.83	1.76	6.35	0.250	1.89	10.82	2.21	0.087	C	E	J
LC 016AC 02											7.95	0.313	1.47	8.39	2.61	0.103	C	E	J
LC 016AC 03											9.53	0.375	1.20	6.88	3.00	0.118	C	E	J
LC 016AC 04											11.13	0.438	1.02	5.81	3.40	0.134	D	F	K
LC 016AC 05											12.70	0.500	0.88	5.04	3.79	0.149	D	F	K
LC 016AC 06											14.30	0.563	0.78	4.44	4.19	0.165	D	F	K
LC 016AC 07											15.88	0.625	0.70	3.98	4.58	0.181	D	F	K
LC 016AC 08											17.48	0.688	0.63	3.60	4.98	0.196	D	F	K
LC 016AC 09											19.05	0.750	0.58	3.29	5.38	0.212	E	G	L
LC 016AC 10											25.40	1.000	0.43	2.45	6.96	0.274	E	G	L
LC 016AC 11											28.58	1.125	0.38	2.16	7.75	0.305	E	G	L
LC 016AC 12											31.75	1.250	0.34	1.94	8.54	0.336	F	H	M
LC 016AC 13											38.10	1.500	0.28	1.61	10.12	0.398	F	H	M
LC 023AD 01					0.58	0.023	2.62	0.103	24.57	5.52	6.35	0.250	8.43	48.13	3.43	0.135	C	E	J
LC 023AD 02											7.95	0.313	6.44	36.77	4.12	0.162	C	E	J
LC 023AD 03											9.53	0.375	5.23	29.84	4.80	0.189	C	E	J
LC 023AD 04											11.13	0.438	4.39	25.05	5.49	0.216	C	E	J
LC 023AD 05											12.70	0.500	3.79	21.63	6.17	0.243	D	F	K
LC 023AD 06											14.30	0.563	3.33	18.99	6.86	0.270	D	F	K
LC 023AD 07											15.88	0.625	2.97	16.96	7.53	0.297	D	F	K
LC 023AD 08											17.48	0.688	2.68	15.29	8.22	0.324	D	F	K
LC 023AD 09											19.05	0.750	2.44	13.95	8.90	0.350	E	G	L
LC 023AD 10											20.65	0.813	2.24	12.80	9.59	0.378	E	G	L
LC 023AD 11											23.83	0.938	1.93	11.01	10.96	0.431	E	G	L
LC 023AD 12											25.40	1.000	1.80	10.29	11.63	0.458	F	H	M
LC 023AD 13											31.75	1.250	1.43	8.15	14.37	0.566	F	H	M
LC 023AD 14											38.10	1.500	1.18	6.75	17.10	0.673	F	H	M
LCM050AE 01†	4.50	0.177	5.00	0.197	0.50	0.020	3.10	0.122	11.51	2.59	7.00	0.276	2.83	16.18	2.74	0.108	F	H	SPECIAL
LCM050AE 02†											10.00	0.394	1.81	10.36	3.76	0.148	F	H	SPECIAL
LCM050AE 03†											15.00	0.591	1.19	6.79	5.26	0.207	F	H	SPECIAL
LCM050AE 04†											21.50	0.846	0.81	4.61	7.24	0.285	F	H	SPECIAL
LCM050AE 05†											31.00	1.220	0.55	3.12	10.26	0.404	F	H	SPECIAL

† **Indicates DIN Compression Springs meeting the design parameters outlined in Standard DIN 2098**

Spring rates and maximum loads relate only to music wire. When using stainless steel multiply by 0.833

COMPRESSION SPRINGS: STANDARD SERIES

● End Coils Closed and Ground Square ● Music Wire (Plated) or Stainless Steel (Passivated)

LEE STOCK NUMBER	OUTSIDE DIAMETER		TO WORK IN HOLE DIA. MIN		NOMINAL WIRE DIAMETER		TO WORK OVER ROD DIA. MAX		APPROXIMATE LOAD AT SOLID HEIGHT		NOMINAL FREE LENGTH		SPRING RATE		APPROXIMATE SOLID HEIGHT		PRICE GROUP		
																	Music Wire	302 Stainless	316 Stainless
	MM	IN	MM	IN	MM	IN	MM	IN	N	LB	MM	IN	N/MM	LB/IN	MM	IN	M	S	S316
LC 014B 01	4.57	0.180	4.78	0.188	0.36	0.014	3.61	0.142	4.89	1.10	6.35	0.250	1.02	5.80	1.75	0.069	C	E	J
LC 014B 02											7.95	0.313	0.79	4.50	1.96	0.077	C	E	J
LC 014B 03											9.53	0.375	0.65	3.70	2.18	0.086	C	E	J
LC 014B 04											11.13	0.438	0.54	3.10	2.39	0.094	C	E	J
LC 014B 05											12.70	0.500	0.47	2.70	2.62	0.103	D	F	K
LC 014B 06											14.30	0.563	0.42	2.40	2.84	0.112	D	F	K
LC 014B 07											15.88	0.625	0.39	2.20	3.05	0.120	D	F	K
LC 014B 08											17.48	0.688	0.35	2.00	3.28	0.129	D	F	K
LC 014B 09											19.05	0.750	0.32	1.80	3.51	0.138	E	G	L
LC 014B 10											22.23	0.875	0.26	1.50	3.94	0.155	E	G	L
LC 014B 11											25.40	1.000	0.23	1.30	4.37	0.172	F	H	M
LC 014B 12											31.75	1.250	0.19	1.10	5.23	0.206	F	H	M
LC 014B 13											34.93	1.375	0.18	1.00	5.66	0.223	F	H	M
LC 014B 14											38.10	1.500	0.16	0.90	6.10	0.240	F	H	M
LC 016B 01					0.41	0.016	3.53	0.139	6.67	1.50	6.35	0.250	1.58	9.00	1.85	0.073	C	E	J
LC 016B 02											7.95	0.313	1.31	7.50	2.06	0.081	C	E	J
LC 016B 03											9.53	0.375	1.05	6.00	2.36	0.093	C	E	J
LC 016B 04											11.13	0.438	0.88	5.00	2.67	0.105	C	E	J
LC 016B 05											12.70	0.500	0.79	4.50	2.87	0.113	D	F	K
LC 016B 06											14.30	0.563	0.70	4.00	3.18	0.125	D	F	K
LC 016B 07											15.88	0.625	0.61	3.50	3.48	0.137	D	F	K
LC 016B 08											17.48	0.688	0.53	3.00	3.89	0.153	D	F	K
LC 016B 09											19.05	0.750	0.44	2.50	4.50	0.177	E	G	L
LC 016B 10											22.23	0.875	0.39	2.20	4.95	0.195	E	G	L
LC 016B 11											25.40	1.000	0.33	1.90	5.59	0.220	F	H	M
LC 016B 12											31.75	1.250	0.26	1.50	7.04	0.277	F	H	M
LC 016B 13											34.93	1.375	0.23	1.30	7.75	0.305	F	H	M
LC 016B 14											38.10	1.500	0.21	1.20	8.69	0.342	F	H	M
LC 016B 15											44.45	1.750	0.18	1.00	10.29	0.405	F	H	M
LC 018B 01					0.46	0.018	3.45	0.136	10.68	2.40	6.35	0.250	2.36	13.50	2.18	0.086	C	E	J
LC 018B 02											7.95	0.313	1.93	11.00	2.54	0.100	C	E	J
LC 018B 03											9.53	0.375	1.58	9.00	2.90	0.114	C	E	J
LC 018B 04											11.13	0.438	1.40	8.00	3.12	0.123	C	E	J
LC 018B 05											12.70	0.500	1.23	7.00	3.35	0.132	D	F	K
LC 018B 06											14.30	0.563	1.05	6.00	3.81	0.150	D	F	K
LC 018B 07											15.88	0.625	0.88	5.00	4.37	0.172	D	F	K
LC 018B 08											17.48	0.688	0.79	4.50	4.72	0.186	D	F	K
LC 018B 09											19.05	0.750	0.70	4.00	5.05	0.199	E	G	L
LC 018B 10											22.23	0.875	0.63	3.60	5.61	0.221	E	G	L
LC 018B 11											25.40	1.000	0.54	3.10	6.50	0.256	F	H	M
LC 018B 12											31.75	1.250	0.44	2.50	7.67	0.302	F	H	M
LC 018B 13											34.93	1.375	0.40	2.30	8.59	0.338	F	H	M
LC 018B 14											38.10	1.500	0.35	2.00	9.50	0.374	F	H	M
LC 018B 15											44.45	1.750	0.30	1.70	11.23	0.442	F	H	M
LC 020B 01					0.51	0.020	3.35	0.132	13.79	3.10	6.35	0.250	3.68	21.00	2.72	0.107	C	E	J
LC 020B 02											7.95	0.313	2.80	16.00	3.18	0.125	C	E	J
LC 020B 03											9.53	0.375	2.24	12.80	3.66	0.144	C	E	J
LC 020B 04											11.13	0.438	1.93	11.00	4.06	0.160	C	E	J
LC 020B 05											12.70	0.500	1.63	9.30	4.57	0.180	D	F	K
LC 020B 06											14.30	0.563	1.45	8.30	4.98	0.196	D	F	K
LC 020B 07											15.88	0.625	1.28	7.30	5.44	0.214	D	F	K
LC 020B 08											17.48	0.688	1.14	6.50	5.94	0.234	D	F	K
LC 020B 09											19.05	0.750	1.05	6.00	6.35	0.250	E	G	L
LC 020B 10											22.23	0.875	0.89	5.10	7.24	0.285	E	G	L
LC 020B 11											25.40	1.000	0.79	4.50	8.00	0.315	F	H	M
LC 020B 12											31.75	1.250	0.61	3.50	9.78	0.385	F	H	M
LC 020B 13											34.93	1.375	0.56	3.20	10.67	0.420	F	H	M
LC 020B 14											38.10	1.500	0.51	2.90	11.43	0.450	F	H	M
LC 020B 15											44.45	1.750	0.42	2.40	13.46	0.530	F	H	M

† Indicates DIN Compression Springs meeting the design parameters outlined in Standard DIN 2098

COMPRESSION SPRINGS: STANDARD SERIES

● End Coils Closed and Ground Square ● Music Wire (Plated) or Stainless Steel (Passivated)

LEE STOCK NUMBER	OUTSIDE DIAMETER		TO WORK IN HOLE DIA. MIN		NOMINAL WIRE DIAMETER		TO WORK OVER ROD DIA. MAX		APPROXIMATE LOAD AT SOLID HEIGHT		NOMINAL FREE LENGTH		SPRING RATE		APPROXIMATE SOLID HEIGHT		PRICE GROUP		
																	Music Wire	302 Stainless	316 Stainless
	MM	IN	MM	IN	MM	IN	MM	IN	N	LB	MM	IN	N/MM	LB/IN	MM	IN	M	S	S316
LC 022B 01	4.57	0.180	4.78	0.188	0.56	0.022	3.25	0.128	17.79	4.00	6.35	0.250	5.25	30.00	2.82	0.111	C	E	J
LC 022B 02											7.95	0.313	4.20	24.00	3.25	0.128	C	E	J
LC 022B 03											9.53	0.375	3.50	20.00	3.66	0.144	C	E	J
LC 022B 04											11.13	0.438	2.98	17.00	4.09	0.161	C	E	J
LC 022B 05											12.70	0.500	2.45	14.00	4.78	0.188	D	F	K
LC 022B 06											14.30	0.563	2.10	12.00	5.33	0.210	D	F	K
LC 022B 07											15.88	0.625	1.84	10.50	6.05	0.238	D	F	K
LC 022B 08											17.48	0.688	1.66	9.50	6.60	0.260	D	F	K
LC 022B 09											19.05	0.750	1.49	8.50	7.29	0.287	E	G	L
LC 022B 10											20.65	0.813	1.31	7.50	7.87	0.310	E	G	L
LC 022B 11											23.83	0.938	1.17	6.70	8.79	0.346	E	G	L
LC 022B 12											25.40	1.000	1.10	6.30	9.35	0.368	F	H	M
LC 022B 13											28.58	1.125	0.96	5.50	10.24	0.403	F	H	M
LC 022B 14											31.75	1.250	0.88	5.00	11.33	0.446	F	H	M
LC 022B 15											38.10	1.500	0.72	4.10	13.39	0.527	F	H	M
LC 022B 16											44.45	1.750	0.61	3.50	15.75	0.620	F	H	M
LC 024B 01					0.61	0.024	3.15	0.124	24.02	5.40	6.35	0.250	7.70	44.00	3.30	0.130	C	E	J
LC 024B 02											7.95	0.313	5.78	33.00	4.01	0.158	C	E	J
LC 024B 03											9.53	0.375	4.64	26.50	4.52	0.178	C	E	J
LC 024B 04											11.13	0.438	3.85	22.00	5.13	0.202	C	E	J
LC 024B 05											12.70	0.500	3.33	19.00	5.61	0.221	D	F	K
LC 024B 06											14.30	0.563	2.89	16.50	6.30	0.248	D	F	K
LC 024B 07											15.88	0.625	2.63	15.00	6.83	0.269	D	F	K
LC 024B 08											19.05	0.750	2.10	12.00	8.18	0.322	E	G	L
LC 024B 09											22.23	0.875	1.80	10.30	9.40	0.370	E	G	L
LC 024B 10											25.40	1.000	1.58	9.00	10.57	0.416	F	H	M
LC 024B 11											28.58	1.125	1.37	7.80	11.84	0.466	F	H	M
LC 024B 12											31.75	1.250	1.23	7.00	12.95	0.510	F	H	M
LC 024B 13											38.10	1.500	1.02	5.80	15.19	0.598	F	H	M
LC 024B 14											44.45	1.750	0.88	5.00	17.07	0.672	F	H	M
LC 024B 15											50.80	2.000	0.75	4.30	19.53	0.769	G	J	N
LC 026B 01					0.66	0.026	3.05	0.120	30.25	6.80	6.35	0.250	10.51	60.00	3.51	0.138	C	E	J
LC 026B 02											7.95	0.313	8.23	47.00	3.99	0.157	C	E	J
LC 026B 03											9.53	0.375	6.48	37.00	4.83	0.190	C	E	J
LC 026B 04											11.13	0.438	5.43	31.00	5.46	0.215	C	E	J
LC 026B 05											12.70	0.500	4.73	27.00	5.97	0.235	D	F	K
LC 026B 06											14.30	0.563	4.03	23.00	6.96	0.274	D	F	K
LC 026B 07											15.88	0.625	3.68	21.00	7.29	0.287	D	F	K
LC 026B 08											17.48	0.688	3.33	19.00	7.95	0.313	D	F	K
LC 026B 09											19.05	0.750	2.98	17.00	8.76	0.345	E	G	L
LC 026B 10											20.65	0.813	2.80	16.00	9.27	0.365	E	G	L
LC 026B 11											22.23	0.875	2.63	15.00	9.93	0.391	E	G	L
LC 026B 12											25.40	1.000	2.15	12.30	11.51	0.453	F	H	M
LC 026B 13											28.58	1.125	1.89	10.80	13.00	0.512	F	H	M
LC 026B 14											31.75	1.250	1.70	9.70	14.02	0.552	F	H	M
LC 026B 15											38.10	1.500	1.40	8.00	17.27	0.680	F	H	M
LC 026B 16											44.45	1.750	1.21	6.90	19.46	0.766	F	H	M
LC 026B 17											50.80	2.000	1.05	6.00	22.12	0.871	G	J	N
LC 029B 0					0.74	0.029	2.92	0.115	42.26	9.50	6.35	0.250	17.12	97.80	4.04	0.159	C	E	J
LC 029B 01											7.95	0.313	13.31	76.00	4.75	0.187	C	E	J
LC 029B 02											9.53	0.375	10.68	61.00	5.59	0.220	C	E	J
LC 029B 03											11.13	0.438	8.76	50.00	6.32	0.249	C	E	J
LC 029B 04											12.70	0.500	7.53	43.00	7.11	0.280	D	F	K
LC 029B 05											14.30	0.563	6.57	37.50	8.00	0.315	D	F	K
LC 029B 06											15.88	0.625	5.78	33.00	8.74	0.344	D	F	K
LC 029B 07											17.48	0.688	5.25	30.00	9.45	0.372	D	F	K
LC 029B 08											19.05	0.750	4.73	27.00	10.41	0.410	E	G	L
LC 029B 09											20.65	0.813	4.38	25.00	11.10	0.437	E	G	L
LC 029B 10											22.23	0.875	4.03	23.00	11.89	0.468	E	G	L
LC 029B 11											23.83	0.938	3.73	21.30	12.75	0.502	E	G	L
LC 029B 12											25.40	1.000	3.41	19.50	13.51	0.532	F	H	M

† Indicates DIN Compression Springs meeting the design parameters outlined in Standard DIN 2098

Spring rates and maximum loads relate only to music wire.
When using stainless steel multiply by 0.833

COMPRESSION SPRINGS: STANDARD SERIES

● End Coils Closed and Ground Square ● Music Wire (Plated) or Stainless Steel (Passivated)

LEE STOCK NUMBER	OUTSIDE DIAMETER		TO WORK IN HOLE DIA. MIN		NOMINAL WIRE DIAMETER		TO WORK OVER ROD DIA. MAX		APPROXIMATE LOAD AT SOLID HEIGHT		NOMINAL FREE LENGTH		SPRING RATE		APPROXIMATE SOLID HEIGHT		PRICE GROUP		
																	Music Wire	302 Stainless	316 Stainless
	MM	IN	MM	IN	MM	IN	MM	IN	N	LB	MM	IN	N/MM	LB/IN	MM	IN	M	S	S316
LC 029B 13	4.57	0.180	4.78	0.188	0.74	0.029	2.92	0.115	42.26	9.50	28.58	1.125	3.06	17.50	14.99	0.590	F	H	M
LC 029B 14											31.75	1.250	2.71	15.50	16.43	0.647	F	H	M
LC 029B 15											34.93	1.375	2.45	14.00	18.16	0.715	F	H	M
LC 029B 16											38.10	1.500	2.24	12.80	19.56	0.770	F	H	M
LC 029B 17											44.45	1.750	1.89	10.80	22.48	0.885	F	H	M
LC 029B 18											50.80	2.000	1.66	9.50	25.78	1.015	G	J	N
LC 032B 01					0.81	0.032	2.77	0.109	55.60	12.50	7.95	0.313	21.36	122.00	4.90	0.193	C	E	J
LC 032B 02											9.53	0.375	16.63	95.00	5.92	0.233	C	E	J
LC 032B 03											11.13	0.438	14.01	80.00	6.53	0.257	C	E	J
LC 032B 04											12.70	0.500	11.38	65.00	7.75	0.305	D	F	K
LC 032B 05											14.30	0.563	10.16	58.00	8.56	0.337	D	F	K
LC 032B 06											15.88	0.625	8.93	51.00	9.37	0.369	D	F	K
LC 032B 07											17.48	0.688	8.23	47.00	9.98	0.393	D	F	K
LC 032B 08											19.05	0.750	7.18	41.00	11.43	0.450	E	G	L
LC 032B 09											20.65	0.813	6.48	37.00	12.22	0.481	E	G	L
LC 032B 10											22.23	0.875	5.95	34.00	13.46	0.530	E	G	L
LC 032B 11											23.83	0.938	5.60	32.00	14.25	0.561	E	G	L
LC 032B 12											25.40	1.000	5.08	29.00	15.27	0.601	F	H	M
LC 032B 13											28.58	1.125	4.55	26.00	16.64	0.655	F	H	M
LC 032B 14											31.75	1.250	4.11	23.50	18.01	0.709	F	H	M
LC 032B 15											34.93	1.375	3.68	21.00	20.04	0.789	F	H	M
LC 032B 16											38.10	1.500	3.41	19.50	21.26	0.837	F	H	M
LC 032B 17											44.45	1.750	2.89	16.50	25.25	0.994	F	H	M
LC 032B 18											50.80	2.000	2.49	14.20	29.46	1.160	G	J	N
LC 035B 01					0.89	0.035	2.62	0.103	73.84	16.60	9.53	0.375	24.37	139.20	6.68	0.263	C	E	J
LC 035B 02											11.13	0.438	20.19	115.30	7.70	0.303	C	E	J
LC 035B 03											12.70	0.500	17.28	98.70	8.69	0.342	D	F	K
LC 035B 04											14.30	0.563	15.08	86.10	9.68	0.381	D	F	K
LC 035B 05											15.88	0.625	13.40	76.50	10.67	0.420	D	F	K
LC 035B 06											17.48	0.688	12.03	68.70	11.68	0.460	D	F	K
LC 035B 07											19.05	0.750	10.93	62.40	12.65	0.498	E	G	L
LC 035B 08											20.65	0.813	10.00	57.10	13.67	0.538	E	G	L
LC 035B 09											22.23	0.875	9.23	52.70	14.66	0.577	E	G	L
LC 035B 10											23.83	0.938	8.56	48.90	15.65	0.616	E	G	L
LC 035B 11											25.40	1.000	8.00	45.70	16.64	0.655	F	H	M
LC 035B 12											28.58	1.125	7.04	40.20	18.64	0.734	F	H	M
LC 035B 13											31.75	1.250	6.30	36.00	20.62	0.812	F	H	M
LC 035B 14											34.93	1.375	5.69	32.50	22.61	0.890	F	H	M
LC 035B 15											38.10	1.500	5.20	29.70	24.61	0.969	F	H	M
LC 035B 16											44.45	1.750	4.43	25.30	28.58	1.125	F	H	M
LC 035B 17											50.80	2.000	3.85	22.00	32.56	1.282	G	J	N
LC 035B 18											57.15	2.250	3.41	19.50	36.55	1.439	G	J	N
LCM035B 01	4.60	0.181	4.80	0.189	0.35	0.014	3.60	0.142	4.94	1.11	6.50	0.256	0.98	5.57	1.42	0.056	C	E	SPECIAL
LCM035B 02											8.00	0.315	0.78	4.43	1.60	0.063	C	E	SPECIAL
LCM035B 03											9.50	0.374	0.64	3.67	1.80	0.071	C	E	SPECIAL
LCM035B 04											11.00	0.433	0.55	3.14	1.98	0.078	C	E	SPECIAL
LCM035B 05											12.50	0.492	0.48	2.74	2.18	0.086	C	E	SPECIAL
LCM035B 06											14.00	0.551	0.43	2.43	2.36	0.093	D	F	SPECIAL
LCM035B 07											15.50	0.610	0.38	2.18	2.54	0.100	D	F	SPECIAL
LCM035B 08											17.00	0.669	0.35	1.98	2.74	0.108	D	F	SPECIAL
LCM035B 09											19.00	0.748	0.31	1.77	3.00	0.118	E	G	SPECIAL
LCM035B 10											25.00	0.984	0.23	1.33	3.73	0.147	E	G	SPECIAL
LCM035B 11											30.00	1.181	0.19	1.10	4.37	0.172	F	H	SPECIAL
LCM035B 12											40.00	1.575	0.14	0.82	5.61	0.221	F	H	SPECIAL
LCM045B 01					0.45	0.018	3.40	0.134	10.81	2.43	6.50	0.256	2.40	13.73	2.01	0.079	C	E	SPECIAL
LCM045B 02											8.00	0.315	1.90	10.83	2.31	0.091	C	E	SPECIAL
LCM045B 03											9.50	0.374	1.57	8.94	2.62	0.103	C	E	SPECIAL
LCM045B 04											11.00	0.433	1.33	7.61	2.90	0.114	C	E	SPECIAL
LCM045B 05											12.50	0.492	1.16	6.63	3.20	0.126	C	E	SPECIAL
LCM045B 06											14.00	0.551	1.03	5.87	3.51	0.138	D	F	SPECIAL
LCM045B 07											15.50	0.610	0.92	5.27	3.78	0.149	D	F	SPECIAL

† Indicates DIN Compression Springs meeting the design parameters outlined in Standard DIN 2098

COMPRESSION SPRINGS: STANDARD SERIES

● **End Coils Closed and Ground Square** ● **Music Wire (Plated) or Stainless Steel (Passivated)**

LEE STOCK NUMBER	OUTSIDE DIAMETER		TO WORK IN HOLE DIA. MIN		NOMINAL WIRE DIAMETER		TO WORK OVER ROD DIA. MAX		APPROXIMATE LOAD AT SOLID HEIGHT		NOMINAL FREE LENGTH		SPRING RATE		APPROXIMATE SOLID HEIGHT		PRICE GROUP		
																	Music Wire	302 Stainless	316 Stainless
	MM	IN	MM	IN	MM	IN	MM	IN	N	LB	MM	IN	N/MM	LB/IN	MM	IN	M	S	S316
LCM045B 08	4.60	0.181	4.80	0.189	0.45	0.018	3.40	0.134	10.81	2.43	17.00	0.669	0.84	4.78	4.09	0.161	D	F	SPECIAL
LCM045B 09											19.00	0.748	0.74	4.25	4.50	0.177	E	G	SPECIAL
LCM045B 10											25.00	0.984	0.56	3.19	5.69	0.224	E	G	SPECIAL
LCM045B 11											30.00	1.181	0.46	2.64	6.68	0.263	F	H	SPECIAL
LCM045B 12											40.00	1.575	0.34	1.97	8.66	0.341	F	H	SPECIAL
LCM055B 01					0.55	0.022	3.27	0.129	17.66	3.97	6.50	0.256	4.72	26.96	2.77	0.109	C	E	SPECIAL
LCM055B 02											8.00	0.315	3.69	21.10	3.23	0.127	C	E	SPECIAL
LCM055B 03											9.50	0.374	3.03	17.33	3.68	0.145	C	E	SPECIAL
LCM055B 04											11.00	0.433	2.57	14.70	4.14	0.163	C	E	SPECIAL
LCM055B 05											12.50	0.492	2.24	12.77	4.60	0.181	C	E	SPECIAL
LCM055B 06											14.00	0.551	1.98	11.28	5.05	0.199	D	F	SPECIAL
LCM055B 07											15.50	0.610	1.77	10.11	5.54	0.218	D	F	SPECIAL
LCM055B 08											17.00	0.669	1.60	9.16	5.99	0.236	D	F	SPECIAL
LCM055B 09											19.00	0.748	1.42	8.13	6.60	0.260	E	G	SPECIAL
LCM055B 10											25.00	0.984	1.07	6.09	8.43	0.332	E	G	SPECIAL
LCM055B 11											27.50	1.083	0.96	5.51	9.22	0.363	F	H	SPECIAL
LCM055B 12											30.00	1.181	0.88	5.04	9.98	0.393	F	H	SPECIAL
LCM055B 13											40.00	1.575	0.65	3.74	13.06	0.514	F	H	SPECIAL
LCM060B 01					0.60	0.024	3.10	0.122	23.57	5.30	6.50	0.256	6.81	38.91	3.05	0.120	C	E	SPECIAL
LCM060B 02											8.00	0.315	5.31	30.33	3.56	0.140	C	E	SPECIAL
LCM060B 03											9.50	0.374	4.35	24.85	4.09	0.161	C	E	SPECIAL
LCM060B 04											11.00	0.433	3.68	21.04	4.60	0.181	C	E	SPECIAL
LCM060B 05											12.50	0.492	3.20	18.25	5.13	0.202	C	E	SPECIAL
LCM060B 06											14.00	0.551	2.82	16.11	5.66	0.223	D	F	SPECIAL
LCM060B 07											15.50	0.610	2.52	14.42	6.17	0.243	D	F	SPECIAL
LCM060B 08											17.00	0.669	2.29	13.05	6.71	0.264	D	F	SPECIAL
LCM060B 09											19.00	0.748	2.03	11.59	7.39	0.291	E	G	SPECIAL
LCM060B 10											25.00	0.984	1.52	8.67	9.47	0.373	E	G	SPECIAL
LCM060B 11											27.50	1.083	1.37	7.84	10.34	0.407	F	H	SPECIAL
LCM060B 12											30.00	1.181	1.25	7.16	11.23	0.442	F	H	SPECIAL
LCM060B 13											40.00	1.575	0.93	5.32	16.08	0.633	F	H	SPECIAL
LCM060B 14											50.00	1.969	0.74	4.23	18.19	0.716	F	H	SPECIAL
LCM080B 01					0.80	0.032	2.70	0.106	55.91	12.57	6.50	0.256	24.00	137.07	4.17	0.164	C	E	SPECIAL
LCM080B 02											8.00	0.315	18.37	104.94	4.95	0.195	C	E	SPECIAL
LCM080B 03											9.50	0.374	14.89	85.02	5.74	0.226	C	E	SPECIAL
LCM080B 04											11.00	0.433	12.51	71.45	6.53	0.257	C	E	SPECIAL
LCM080B 05											12.50	0.492	10.79	61.62	7.32	0.288	C	E	SPECIAL
LCM080B 06											14.00	0.551	9.48	54.13	8.10	0.319	D	F	SPECIAL
LCM080B 07											15.50	0.610	8.46	48.32	8.89	0.350	D	F	SPECIAL
LCM080B 08											17.00	0.669	7.64	43.61	9.68	0.381	D	F	SPECIAL
LCM080B 09											19.00	0.748	6.76	38.60	10.74	0.423	E	G	SPECIAL
LCM080B 10											25.00	0.984	5.03	28.70	13.89	0.547	E	G	SPECIAL
LCM080B 11											27.50	1.083	4.54	25.93	15.19	0.598	F	H	SPECIAL
LCM080B 12											30.00	1.181	4.14	23.65	16.51	0.650	F	H	SPECIAL
LCM080B 13											40.00	1.575	3.06	17.49	21.77	0.857	F	H	SPECIAL
LCM080B 14											50.00	1.969	2.43	13.88	27.00	1.063	F	H	SPECIAL
LCM063BA 01†	4.63	0.182	5.00	0.197	0.63	0.025	3.00	0.118	22.56	5.07	6.70	0.264	7.27	41.53	3.45	0.136	F	H	SPECIAL
LCM063BA 02†											9.60	0.378	4.63	26.43	4.72	0.186	F	H	SPECIAL
LCM063BA 03†											14.00	0.551	2.99	17.10	6.60	0.260	F	H	SPECIAL
LCM063BA 04†											20.00	0.787	2.04	11.63	9.14	0.360	F	H	SPECIAL
LCM063BA 05†											29.00	1.142	1.38	7.86	12.90	0.508	F	H	SPECIAL
LC 014BB 01	4.78	0.188	5.16	0.203	0.36	0.014	3.86	0.152	2.64	0.59	6.35	0.250	0.59	3.40	1.91	0.075	C	E	J
LC 014BB 02											7.95	0.313	0.46	2.65	2.25	0.088	C	E	J
LC 014BB 03											9.53	0.375	0.38	2.17	2.57	0.101	C	E	J
LC 014BB 04											11.13	0.438	0.32	1.84	2.91	0.115	C	E	J
LC 014BB 05											12.70	0.500	0.28	1.60	3.24	0.128	D	F	K
LC 014BB 06											14.30	0.563	0.25	1.41	3.57	0.141	D	F	K
LC 014BB 07											15.88	0.625	0.22	1.26	3.90	0.154	D	F	K
LC 014BB 08											19.05	0.750	0.18	1.04	4.57	0.180	D	F	K
LC 014BB 09											22.23	0.875	0.16	0.89	5.23	0.206	D	F	K
LC 014BB 10											25.40	1.000	0.14	0.78	5.89	0.232	E	G	L

† Indicates DIN Compression Springs meeting the design parameters outlined in Standard DIN 2098

Spring rates and maximum loads relate only to music wire.
When using stainless steel multiply by 0.833

COMPRESSION SPRINGS: STANDARD SERIES

● **End Coils Closed and Ground Square** ● **Music Wire (Plated) or Stainless Steel (Passivated)**

LEE STOCK NUMBER	OUTSIDE DIAMETER		TO WORK IN HOLE DIA. MIN		NOMINAL WIRE DIAMETER		TO WORK OVER ROD DIA. MAX		APPROXIMATE LOAD AT SOLID HEIGHT		NOMINAL FREE LENGTH		SPRING RATE		APPROXIMATE SOLID HEIGHT		PRICE GROUP		
																	Music Wire	302 Stainless	316 Stainless
	MM	IN	MM	IN	MM	IN	MM	IN	N	LB	MM	IN	N/MM	LB/IN	MM	IN	M	S	S316
LC 014BB 11	4.78	0.188	5.16	0.203	0.36	0.014	3.86	0.152	2.64	0.59	31.75	1.250	0.11	0.62	7.22	0.284	E	G	L
LC 014BB 12											34.93	1.375	0.10	0.56	7.89	0.311	E	G	L
LC 014BB 13											38.10	1.500	0.09	0.51	8.55	0.337	F	H	M
LC 014BB 14											44.45	1.750	0.08	0.44	9.88	0.389	F	H	M
LC 018BB 01					0.46	0.018	3.63	0.143	11.16	2.51	6.35	0.250	2.55	14.57	1.98	0.078	C	E	J
LC 018BB 02											7.95	0.313	1.97	11.26	2.28	0.090	C	E	J
LC 018BB 03											9.53	0.375	1.61	9.20	2.58	0.102	C	E	J
LC 018BB 04											11.13	0.438	1.36	7.76	2.89	0.114	C	E	J
LC 018BB 05											12.70	0.500	1.23	7.00	3.11	0.122	D	F	K
LC 018BB 06											14.30	0.563	1.04	5.92	3.49	0.137	D	F	K
LC 018BB 07											15.88	0.625	0.93	5.29	3.79	0.149	D	F	K
LC 018BB 08											17.48	0.688	0.84	4.78	4.10	0.161	D	F	K
LC 018BB 09											19.05	0.750	0.76	4.37	4.40	0.173	D	F	K
LC 018BB 10											22.23	0.875	0.65	3.72	5.00	0.197	E	G	L
LC 018BB 11											23.83	0.938	0.61	3.46	5.31	0.209	E	G	L
LC 018BB 12											25.40	1.000	0.54	3.10	6.03	0.237	E	G	L
LC 018BB 13											28.58	1.125	0.50	2.86	6.21	0.245	E	G	L
LC 018BB 14											31.75	1.250	0.45	2.57	6.81	0.268	E	G	L
LC 018BB 15											38.10	1.500	0.37	2.13	8.03	0.316	F	H	M
LC 018BB 16											44.45	1.750	0.32	1.82	9.24	0.364	F	H	M
LC 020BB 01					0.51	0.020	3.53	0.139	14.28	3.21	6.35	0.250	3.58	20.42	2.35	0.093	C	E	J
LC 020BB 02											7.95	0.313	2.75	15.71	2.75	0.108	C	E	J
LC 020BB 03											9.53	0.375	2.24	12.80	3.13	0.123	C	E	J
LC 020BB 04											11.13	0.438	1.89	10.77	3.53	0.139	C	E	J
LC 020BB 05											12.70	0.500	1.63	9.32	3.91	0.154	D	F	K
LC 020BB 06											14.30	0.563	1.44	8.20	4.31	0.170	D	F	K
LC 020BB 07											15.88	0.625	1.28	7.33	4.69	0.185	D	F	K
LC 020BB 08											17.48	0.688	1.16	6.62	5.08	0.200	D	F	K
LC 020BB 09											19.05	0.750	1.06	6.04	5.47	0.215	D	F	K
LC 020BB 10											22.23	0.875	0.90	5.14	6.25	0.246	E	G	L
LC 020BB 11											23.83	0.938	0.84	4.78	6.64	0.262	E	G	L
LC 020BB 12											25.40	1.000	0.78	4.47	7.03	0.277	E	G	L
LC 020BB 13											28.58	1.125	0.69	3.95	7.81	0.307	E	G	L
LC 020BB 14											31.75	1.250	0.62	3.54	8.59	0.338	E	G	L
LC 020BB 15											38.10	1.500	0.51	2.94	10.14	0.399	F	H	M
LC 020BB 16											44.45	1.750	0.44	2.51	11.70	0.461	F	H	M
LC 023BB 01					0.58	0.023	3.38	0.133	17.79	4.00	6.35	0.250	5.39	30.77	3.05	0.120	C	E	J
LC 023BB 02											7.95	0.313	4.12	23.51	3.62	0.142	C	E	J
LC 023BB 03											9.53	0.375	3.34	19.08	4.18	0.164	C	E	J
LC 023BB 04											11.13	0.438	2.80	16.01	4.75	0.187	C	E	J
LC 023BB 05											12.70	0.500	2.42	13.82	5.31	0.209	D	F	K
LC 023BB 06											14.30	0.563	2.13	12.14	5.88	0.231	D	F	K
LC 023BB 07											15.88	0.625	1.90	10.84	6.44	0.253	D	F	K
LC 023BB 08											19.05	0.750	1.56	8.92	7.57	0.298	D	F	K
LC 023BB 09											22.23	0.875	1.33	7.57	8.70	0.342	E	G	L
LC 023BB 10											25.40	1.000	1.15	6.58	9.83	0.387	E	G	L
LC 023BB 11											31.75	1.250	0.91	5.21	12.09	0.476	E	G	L
LC 023BB 12											34.93	1.375	0.83	4.72	13.22	0.520	E	G	L
LC 023BB 13											38.10	1.500	0.76	4.32	14.35	0.565	F	H	M
LC 023BB 14											44.45	1.750	0.64	3.65	16.61	0.654	F	H	M
LC 023BB 15											50.80	2.000	0.56	3.18	18.87	0.743	F	H	M
LC 026BB 01					0.66	0.026	3.25	0.128	34.17	7.68	6.35	0.250	10.70	61.09	3.15	0.124	C	E	J
LC 026BB 02											7.95	0.313	8.12	46.35	3.73	0.147	C	E	J
LC 026BB 03											9.53	0.375	6.56	37.45	4.29	0.169	C	E	J
LC 026BB 04											11.13	0.438	5.49	31.34	4.86	0.191	C	E	J
LC 026BB 05											12.70	0.500	4.73	27.00	5.42	0.213	D	F	K
LC 026BB 06											14.30	0.563	4.14	23.67	5.99	0.236	D	F	K
LC 026BB 07											15.88	0.625	3.70	21.11	6.55	0.258	D	F	K
LC 026BB 08											17.48	0.688	3.33	19.02	7.12	0.281	D	F	K
LC 026BB 09											19.05	0.750	3.03	17.33	7.69	0.303	D	F	K
LC 026BB 10											22.23	0.875	2.57	14.70	8.82	0.347	E	G	L

† **Indicates DIN Compression Springs meeting the design parameters outlined in Standard DIN 2098**

COMPRESSION SPRINGS: STANDARD SERIES

● End Coils Closed and Ground Square ● Music Wire (Plated) or Stainless Steel (Passivated)

LEE STOCK NUMBER	OUTSIDE DIAMETER		TO WORK IN HOLE DIA. MIN		NOMINAL WIRE DIAMETER		TO WORK OVER ROD DIA. MAX		APPROXIMATE LOAD AT SOLID HEIGHT		NOMINAL FREE LENGTH		SPRING RATE		APPROXIMATE SOLID HEIGHT		PRICE GROUP		
																	Music Wire	302 Stainless	316 Stainless
	MM	IN	MM	IN	MM	IN	MM	IN	N	LB	MM	IN	N/MM	LB/IN	MM	IN	M	S	S316
LC 026BB 11	4.78	0.188	5.16	0.203	0.66	0.026	3.25	0.128	34.17	7.68	23.83	0.938	2.39	13.65	9.39	0.370	E	G	L
LC 026BB 12											25.40	1.000	2.14	12.20	10.11	0.398	E	G	L
LC 026BB 13											28.58	1.125	1.96	11.19	11.16	0.439	E	G	L
LC 026BB 14											31.75	1.250	1.76	10.03	12.30	0.484	E	G	L
LC 026BB 15											38.10	1.500	1.45	8.30	14.58	0.574	F	H	M
LC 026BB 16											44.45	1.750	1.24	7.07	16.86	0.664	F	H	M
LC 029BB 01					0.74	0.029	3.10	0.122	47.29	10.63	6.35	0.250	17.04	97.31	3.57	0.141	C	E	J
LC 029BB 02											7.95	0.313	12.83	73.27	4.25	0.167	C	E	J
LC 029BB 03											9.53	0.375	10.32	58.94	4.91	0.193	C	E	J
LC 029BB 04											11.13	0.438	8.61	49.17	5.59	0.220	C	E	J
LC 029BB 05											12.70	0.500	7.40	42.27	6.25	0.246	D	F	K
LC 029BB 06											14.30	0.563	6.48	37.00	6.93	0.273	D	F	K
LC 029BB 07											15.88	0.625	5.77	32.95	7.59	0.299	D	F	K
LC 029BB 08											17.48	0.688	5.19	29.66	8.27	0.326	D	F	K
LC 029BB 09											19.05	0.750	4.73	27.00	8.93	0.352	D	F	K
LC 029BB 10											20.65	0.813	4.33	24.75	9.61	0.378	E	G	L
LC 029BB 11											22.23	0.875	4.00	22.87	10.27	0.404	E	G	L
LC 029BB 12											23.83	0.938	3.72	21.23	10.95	0.431	E	G	L
LC 029BB 13											28.58	1.125	3.07	17.51	12.95	0.510	E	G	L
LC 029BB 14											31.75	1.250	2.74	15.67	14.29	0.563	E	G	L
LC 029BB 15											34.93	1.375	2.48	14.19	15.63	0.615	F	H	M
LC 029BB 16											38.10	1.500	2.24	12.80	16.97	0.668	F	H	M
LC 029BB 17											44.45	1.750	1.93	11.04	19.65	0.774	F	H	M
LC 029BB 18											50.80	2.000	1.68	9.62	22.33	0.879	F	H	M
LC 032BB 01					0.81	0.032	2.92	0.115	62.75	14.11	6.35	0.250	26.53	151.54	3.99	0.157	C	E	J
LC 032BB 02											7.95	0.313	19.82	113.20	4.77	0.188	C	E	J
LC 032BB 03											9.53	0.375	15.87	90.63	5.54	0.218	C	E	J
LC 032BB 04											11.13	0.438	13.20	75.36	6.32	0.249	C	E	J
LC 032BB 05											12.70	0.500	11.32	64.65	7.09	0.279	D	F	K
LC 032BB 06											14.30	0.563	9.89	56.49	7.87	0.310	D	F	K
LC 032BB 07											15.88	0.625	8.80	50.24	8.64	0.340	D	F	K
LC 032BB 08											17.48	0.688	7.91	45.17	9.43	0.371	D	F	K
LC 032BB 09											19.05	0.750	7.19	41.09	10.20	0.401	D	F	K
LC 032BB 10											20.65	0.813	6.59	37.63	10.98	0.432	E	G	L
LC 032BB 11											22.23	0.875	6.09	34.75	11.75	0.463	E	G	L
LC 032BB 12											23.83	0.938	5.65	32.25	12.53	0.493	E	G	L
LC 032BB 13											25.40	1.000	5.27	30.11	13.30	0.524	E	G	L
LC 032BB 14											28.58	1.125	4.65	26.57	14.86	0.585	F	H	M
LC 032BB 15											31.75	1.250	4.16	23.77	16.41	0.646	F	H	M
LC 032BB 16											34.93	1.375	3.76	21.50	17.96	0.707	F	H	M
LC 032BB 17											38.10	1.500	3.40	19.40	19.51	0.768	F	H	M
LC 032BB 18											44.45	1.750	2.93	16.72	22.62	0.891	G	J	N
LC 032BB 19											50.80	2.000	2.55	14.56	25.73	1.013	G	J	N
LCM080BB 01†	4.80	0.189	5.30	0.209	0.80	0.032	2.80	0.110	43.60	9.80	6.90	0.272	18.91	107.99	4.39	0.173	F	H	SPECIAL
LCM080BB 02†											9.70	0.382	12.03	68.72	5.99	0.236	F	H	SPECIAL
LCM080BB 03†											14.00	0.551	7.79	44.47	8.41	0.331	F	H	SPECIAL
LCM080BB 04†											19.50	0.768	5.29	30.24	11.61	0.457	F	H	SPECIAL
LCM080BB 05†											28.00	1.102	3.58	20.43	16.41	0.646	F	H	SPECIAL
LC 018BC 01	5.33	0.210	5.56	0.219	0.46	0.018	4.19	0.165	8.90	2.00	6.35	0.250	1.94	11.10	1.88	0.074	C	E	J
LC 018BC 02											7.95	0.313	1.51	8.60	2.16	0.085	C	E	J
LC 018BC 03											9.53	0.375	1.23	7.00	2.44	0.096	C	E	J
LC 018BC 04											11.13	0.438	1.03	5.90	2.72	0.107	C	E	J
LC 018BC 05											12.70	0.500	0.89	5.10	2.97	0.117	D	F	K
LC 018BC 06											14.30	0.563	0.79	4.50	3.25	0.128	D	F	K
LC 018BC 07											15.88	0.625	0.70	4.00	3.53	0.139	D	F	K
LC 018BC 08											17.48	0.688	0.65	3.70	3.81	0.150	D	F	K
LC 018BC 09											19.05	0.750	0.58	3.30	4.09	0.161	E	G	L
LC 018BC 10											20.65	0.813	0.54	3.10	4.37	0.172	E	G	L
LC 018BC 11											22.35	0.880	0.49	2.80	4.65	0.183	E	G	L
LC 018BC 12											25.40	1.000	0.44	2.50	5.18	0.204	E	G	L
LC 018BC 13											31.75	1.250	0.35	2.00	6.27	0.247	F	H	M

† Indicates DIN Compression Springs meeting the design parameters outlined in Standard DIN 2098

Spring rates and maximum loads relate only to music wire.
When using stainless steel multiply by 0.833

COMPRESSION SPRINGS: STANDARD SERIES

● **End Coils Closed and Ground Square** ● **Music Wire (Plated) or Stainless Steel (Passivated)**

LEE STOCK NUMBER	OUTSIDE DIAMETER		TO WORK IN HOLE DIA. MIN		NOMINAL WIRE DIAMETER		TO WORK OVER ROD DIA. MAX		APPROXIMATE LOAD AT SOLID HEIGHT		NOMINAL FREE LENGTH		SPRING RATE		APPROXIMATE SOLID HEIGHT		PRICE GROUP		
																	Music Wire	302 Stainless	316 Stainless
	MM	IN	MM	IN	MM	IN	MM	IN	N	LB	MM	IN	N/MM	LB/IN	MM	IN	M	S	S316
LC 018BC 14	5.33	0.210	5.56	0.219	0.46	0.018	4.19	0.165	8.90	2.00	38.10	1.500	0.28	1.60	7.39	0.291	F	H	M
LC 018BC 15											44.45	1.750	0.25	1.40	8.43	0.332	G	J	N
LC 018BC 16											50.80	2.000	0.21	1.20	9.68	0.381	G	J	N
LC 022BC 00					0.56	0.022	4.01	0.158	13.34	3.00	6.35	0.250	3.47	19.80	2.84	0.112	C	E	J
LC 022BC 0											7.95	0.313	2.66	15.20	3.30	0.130	C	E	J
LC 022BC 01											9.53	0.375	2.14	12.25	3.53	0.139	C	E	J
LC 022BC 02											11.13	0.438	1.84	10.50	3.96	0.156	C	E	J
LC 022BC 03											12.70	0.500	1.58	9.00	4.42	0.174	D	F	K
LC 022BC 04											14.30	0.563	1.38	7.90	4.90	0.193	D	F	K
LC 022BC 05											15.88	0.625	1.23	7.00	5.31	0.209	D	F	K
LC 022BC 06											17.48	0.688	1.10	6.30	5.82	0.229	D	F	K
LC 022BC 07											19.05	0.750	1.00	5.70	6.25	0.246	E	G	L
LC 022BC 08											20.65	0.813	0.93	5.30	6.71	0.264	E	G	L
LC 022BC 09											25.40	1.000	0.74	4.20	8.05	0.317	F	H	M
LC 022BC 10											31.75	1.250	0.60	3.40	9.88	0.389	F	H	M
LC 022BC 11											38.10	1.500	0.49	2.80	11.68	0.460	F	H	M
LC 022BC 12											44.45	1.750	0.42	2.39	13.89	0.547	G	J	N
LC 022BC 13											50.80	2.000	0.36	2.08	15.77	0.621	G	J	N
LC 026BC 00					0.66	0.026	3.81	0.150	22.24	5.00	6.35	0.250	6.72	38.40	3.48	0.137	C	E	J
LC 026BC 0											7.95	0.313	5.13	29.30	4.06	0.160	C	E	J
LC 026BC 01											9.53	0.375	4.11	23.50	4.47	0.176	C	E	J
LC 026BC 02											11.13	0.438	3.47	19.80	5.08	0.200	C	E	J
LC 026BC 03											12.70	0.500	2.98	17.00	5.69	0.224	D	F	K
LC 026BC 04											14.30	0.563	2.63	15.00	6.27	0.247	D	F	K
LC 026BC 05											15.88	0.625	2.28	13.00	6.88	0.271	D	F	K
LC 026BC 06											17.48	0.688	2.10	12.00	7.47	0.294	D	F	K
LC 026BC 07											19.05	0.750	1.93	11.00	8.10	0.319	E	G	L
LC 026BC 08											20.65	0.813	1.75	10.00	8.74	0.344	E	G	L
LC 026BC 09											25.40	1.000	1.40	8.00	10.57	0.416	F	H	M
LC 026BC 10											31.75	1.250	1.10	6.30	12.95	0.510	F	H	M
LC 026BC 11											38.10	1.500	0.93	5.30	15.37	0.605	F	H	M
LC 026BC 12											44.45	1.750	0.78	4.47	18.11	0.713	G	J	N
LC 026BC 13											50.80	2.000	0.68	3.90	20.55	0.809	G	J	N
LCM050BD 01†	5.50	0.217	6.20	0.244	0.50	0.020	4.00	0.157	9.41	2.12	9.40	0.370	1.48	8.44	2.74	0.108	F	H	SPECIAL
LCM050BD 02†											14.00	0.551	0.94	5.37	3.76	0.148	F	H	SPECIAL
LCM050BD 03†											20.50	0.807	0.61	3.47	5.26	0.207	F	H	SPECIAL
LCM050BD 04†											30.00	1.181	0.41	2.36	7.24	0.285	F	H	SPECIAL
LCM050BD 05†											44.50	1.752	0.28	1.60	10.26	0.404	F	H	SPECIAL
LC 016BD 01	5.54	0.218	5.94	0.234	0.41	0.016	4.52	0.178	3.67	0.82	6.35	0.250	0.82	4.71	1.90	0.075	C	E	J
LC 016BD 02											7.95	0.313	0.64	3.65	2.20	0.087	C	E	J
LC 016BD 03											9.53	0.375	0.52	2.99	2.50	0.099	C	E	J
LC 016BD 04											11.13	0.438	0.44	2.53	2.81	0.111	C	E	J
LC 016BD 05											12.70	0.500	0.38	2.19	3.11	0.123	D	F	K
LC 016BD 06											14.30	0.563	0.34	1.93	3.42	0.135	D	F	K
LC 016BD 07											15.88	0.625	0.30	1.73	3.72	0.147	D	F	K
LC 016BD 08											19.05	0.750	0.25	1.43	4.33	0.171	E	G	L
LC 016BD 09											22.23	0.875	0.21	1.22	4.94	0.194	E	G	L
LC 016BD 10											25.40	1.000	0.19	1.06	5.55	0.218	E	G	L
LC 016BD 11											31.75	1.250	0.15	0.84	6.76	0.266	F	H	M
LC 016BD 12											34.93	1.375	0.13	0.76	7.37	0.290	F	H	M
LC 016BD 13											38.10	1.500	0.12	0.70	7.98	0.314	F	H	M
LC 016BD 14											44.45	1.750	0.10	0.60	9.20	0.362	G	J	N
LC 018BD 01					0.46	0.018	4.42	0.174	4.37	0.98	6.35	0.250	1.11	6.33	2.41	0.095	C	E	J
LC 018BD 02											7.95	0.313	0.86	4.89	2.84	0.112	C	E	J
LC 018BD 03											9.53	0.375	0.70	3.99	3.26	0.128	C	E	J
LC 018BD 04											11.13	0.438	0.59	3.37	3.69	0.145	C	E	J
LC 018BD 05											12.70	0.500	0.51	2.92	4.12	0.162	D	F	K
LC 018BD 06											14.30	0.563	0.45	2.57	4.55	0.179	D	F	K
LC 018BD 07											15.88	0.625	0.40	2.30	4.97	0.196	D	F	K
LC 018BD 08											19.05	0.750	0.33	1.90	5.83	0.230	E	G	L
LC 018BD 09											22.23	0.875	0.28	1.61	6.68	0.263	E	G	L

† **Indicates DIN Compression Springs meeting the design parameters outlined in Standard DIN 2098**

COMPRESSION SPRINGS: STANDARD SERIES

● **End Coils Closed and Ground Square** ● **Music Wire (Plated) or Stainless Steel (Passivated)**

LEE STOCK NUMBER	OUTSIDE DIAMETER		TO WORK IN HOLE DIA. MIN		NOMINAL WIRE DIAMETER		TO WORK OVER ROD DIA. MAX		APPROXIMATE LOAD AT SOLID HEIGHT		NOMINAL FREE LENGTH		SPRING RATE		APPROXIMATE SOLID HEIGHT		PRICE GROUP		
																	Music Wire	302 Stainless	316 Stainless
	MM	IN	MM	IN	MM	IN	MM	IN	N	LB	MM	IN	N/MM	LB/IN	MM	IN	M	S	S316
LC 018BD 10	5.54	0.218	5.94	0.234	0.46	0.018	4.42	0.174	4.37	0.98	25.40	1.000	0.25	1.40	7.54	0.297	E	G	L
LC 018BD 11											31.75	1.250	0.20	1.12	9.25	0.364	F	H	M
LC 018BD 12											34.93	1.375	0.18	1.01	10.11	0.398	F	H	M
LC 018BD 13											38.10	1.500	0.16	0.92	10.96	0.432	F	H	M
LC 018BD 14											44.45	1.750	0.14	0.79	12.67	0.499	G	J	N
LC 020BD 01					0.51	0.020	4.29	0.169	10.57	2.38	6.35	0.250	2.53	14.43	2.17	0.085	C	E	J
LC 020BD 02											7.95	0.313	1.94	11.10	2.50	0.099	C	E	J
LC 020BD 03											9.53	0.375	1.58	9.05	2.83	0.112	C	E	J
LC 020BD 04											11.13	0.438	1.33	7.61	3.17	0.125	C	E	J
LC 020BD 05											12.70	0.500	1.15	6.59	3.50	0.138	D	F	K
LC 020BD 06											14.30	0.563	1.01	5.79	3.84	0.151	D	F	K
LC 020BD 07											15.88	0.625	0.91	5.18	4.17	0.164	D	F	K
LC 020BD 08											17.48	0.688	0.82	4.68	4.50	0.177	E	G	L
LC 020BD 09											19.05	0.750	0.75	4.27	4.84	0.190	E	G	L
LC 020BD 10											22.23	0.875	0.64	3.63	5.50	0.217	E	G	L
LC 020BD 11											25.40	1.000	0.55	3.16	6.17	0.243	F	H	M
LC 020BD 12											31.75	1.250	0.44	2.50	7.51	0.296	F	H	M
LC 020BD 13											34.93	1.375	0.40	2.27	8.17	0.322	F	H	M
LC 020BD 14											38.10	1.500	0.36	2.08	8.84	0.348	G	J	N
LC 020BD 15											44.45	1.750	0.31	1.77	10.17	0.401	G	J	N
LC 028BD 01					0.71	0.028	3.91	0.154	29.58	6.65	6.35	0.250	9.58	54.73	3.26	0.129	C	E	J
LC 028BD 02											7.95	0.313	7.23	41.31	3.85	0.152	C	E	J
LC 028BD 03											9.53	0.375	5.83	33.29	4.42	0.174	C	E	J
LC 028BD 04											11.13	0.438	4.87	27.80	5.01	0.197	C	E	J
LC 028BD 05											12.70	0.500	4.19	23.91	5.58	0.220	D	F	K
LC 028BD 06											14.30	0.563	3.67	20.94	6.16	0.243	D	F	K
LC 028BD 07											15.88	0.625	3.27	18.66	6.74	0.265	D	F	K
LC 028BD 08											17.48	0.688	2.94	16.80	7.33	0.288	E	G	L
LC 028BD 09											19.05	0.750	2.68	15.30	7.90	0.311	E	G	L
LC 028BD 10											22.23	0.875	2.27	12.96	9.06	0.357	E	G	L
LC 028BD 11											25.40	1.000	1.97	11.25	10.22	0.402	F	H	M
LC 028BD 12											31.75	1.250	1.56	8.89	12.54	0.494	F	H	M
LC 028BD 13											34.93	1.375	1.41	8.05	13.70	0.539	F	H	M
LC 028BD 14											38.10	1.500	1.29	7.35	14.85	0.585	G	J	N
LC 028BD 15											44.45	1.750	1.10	6.27	17.17	0.676	G	J	N
LCM063BE 01†	5.63	0.222	6.10	0.240	0.63	0.025	3.90	0.154	18.02	4.05	8.50	0.335	3.72	21.26	3.45	0.136	F	H	SPECIAL
LCM063BE 02†											12.50	0.492	2.37	13.53	4.72	0.186	F	H	SPECIAL
LCM063BE 03†											18.50	0.728	1.52	8.68	6.60	0.260	F	H	SPECIAL
LCM063BE 04†											26.00	1.024	1.04	5.95	9.14	0.360	F	H	SPECIAL
LCM063BE 05†											38.50	1.516	0.70	4.02	12.90	0.508	F	H	SPECIAL
LCM080BF 01†	5.80	0.228	6.30	0.248	0.80	0.032	3.80	0.150	36.28	8.16	8.30	0.327	9.68	55.29	4.39	0.173	G	J	SPECIAL
LCM080BF 02†											12.00	0.472	6.07	34.66	5.99	0.236	G	J	SPECIAL
LCM080BF 03†											17.50	0.689	3.99	22.77	8.41	0.331	G	J	SPECIAL
LCM080BF 04†											24.50	0.965	2.71	15.48	11.61	0.457	G	J	SPECIAL
LCM080BF 05†											36.00	1.417	1.83	10.46	16.41	0.646	G	J	SPECIAL
LCM050C 01	6.00	0.236	6.40	0.252	0.50	0.020	4.57	0.180	8.85	1.99	6.50	0.256	1.96	11.18	1.98	0.078	C	E	SPECIAL
LCM050C 02											8.00	0.315	1.54	8.79	2.26	0.089	C	E	SPECIAL
LCM050C 03											9.50	0.374	1.27	7.24	2.54	0.100	C	E	SPECIAL
LCM050C 04											11.00	0.433	1.08	6.15	2.79	0.110	D	F	SPECIAL
LCM050C 05											12.50	0.492	0.94	5.35	3.07	0.121	D	F	SPECIAL
LCM050C 06											14.00	0.551	0.83	4.73	3.35	0.132	D	F	SPECIAL
LCM050C 07											15.50	0.610	0.74	4.24	3.61	0.142	D	F	SPECIAL
LCM050C 08											17.00	0.669	0.67	3.84	3.89	0.153	D	F	SPECIAL
LCM050C 09											19.00	0.748	0.60	3.42	4.24	0.167	E	G	SPECIAL
LCM050C 10											25.00	0.984	0.45	2.56	5.33	0.210	E	G	SPECIAL
LCM050C 11											27.50	1.083	0.41	2.32	5.77	0.227	E	G	SPECIAL
LCM050C 12											30.00	1.181	0.37	2.12	6.22	0.245	F	H	SPECIAL
LCM050C 13											35.00	1.378	0.32	1.81	7.14	0.281	F	H	SPECIAL
LCM050C 14											40.00	1.575	0.28	1.58	8.03	0.316	F	H	SPECIAL
LCM050C 15											45.00	1.772	0.25	1.40	8.94	0.352	F	H	SPECIAL
LCM050C 16											50.00	1.969	0.22	1.26	9.83	0.387	F	H	SPECIAL

† Indicates DIN Compression Springs meeting the design parameters outlined in Standard DIN 2098

Spring rates and maximum loads relate only to music wire.
When using stainless steel multiply by 0.833

COMPRESSION SPRINGS: STANDARD SERIES

● **End Coils Closed and Ground Square** ● **Music Wire (Plated) or Stainless Steel (Passivated)**

LEE STOCK NUMBER	OUTSIDE DIAMETER		TO WORK IN HOLE DIA. MIN		NOMINAL WIRE DIAMETER		TO WORK OVER ROD DIA. MAX		APPROXIMATE LOAD AT SOLID HEIGHT		NOMINAL FREE LENGTH		SPRING RATE		APPROXIMATE SOLID HEIGHT		PRICE GROUP		
																	Music Wire	302 Stainless	316 Stainless
	MM	IN	MM	IN	MM	IN	MM	IN	N	LB	MM	IN	N/MM	LB/IN	MM	IN	M	S	S316
LCM060C 01	6.00	0.236	6.40	0.252	0.60	0.024	4.40	0.173	14.68	3.30	6.50	0.256	3.74	21.35	2.57	0.101	C	E	SPECIAL
LCM060C 02											8.00	0.315	2.91	16.64	2.95	0.116	C	E	SPECIAL
LCM060C 03											9.50	0.374	2.39	13.63	3.33	0.131	C	E	SPECIAL
LCM060C 04											11.00	0.433	2.02	11.55	3.73	0.147	D	F	SPECIAL
LCM060C 05											12.50	0.492	1.75	10.01	4.11	0.162	D	F	SPECIAL
LCM060C 06											14.00	0.551	1.55	8.84	4.50	0.177	D	F	SPECIAL
LCM060C 07											15.50	0.610	1.39	7.91	4.88	0.192	D	F	SPECIAL
LCM060C 08											17.00	0.669	1.25	7.16	5.26	0.207	D	F	SPECIAL
LCM060C 09											19.00	0.748	1.11	6.36	5.79	0.228	E	G	SPECIAL
LCM060C 10											25.00	0.984	0.83	4.76	7.34	0.289	E	G	SPECIAL
LCM060C 11											27.50	1.083	0.75	4.30	7.98	0.314	E	G	SPECIAL
LCM060C 12											30.00	1.181	0.69	3.93	8.61	0.339	F	H	SPECIAL
LCM060C 13											35.00	1.378	0.59	3.35	9.91	0.390	F	H	SPECIAL
LCM060C 14											40.00	1.575	0.51	2.92	11.20	0.441	F	H	SPECIAL
LCM060C 15											45.00	1.772	0.45	2.58	12.47	0.491	F	H	SPECIAL
LCM060C 16											50.00	1.969	0.41	2.32	13.77	0.542	F	H	SPECIAL
LCM080C 01					0.80	0.032	4.00	0.158	44.08	9.91	6.50	0.256	13.92	79.51	3.33	0.131	C	E	SPECIAL
LCM080C 02											8.00	0.315	10.66	60.87	3.86	0.152	C	E	SPECIAL
LCM080C 03											9.50	0.374	8.64	49.32	4.39	0.173	C	E	SPECIAL
LCM080C 04											11.00	0.433	7.26	41.45	4.93	0.194	D	F	SPECIAL
LCM080C 05											12.50	0.492	6.26	35.74	5.46	0.215	D	F	SPECIAL
LCM080C 06											14.00	0.551	5.50	31.42	5.97	0.235	D	F	SPECIAL
LCM080C 07											15.50	0.610	4.91	28.03	6.50	0.256	D	F	SPECIAL
LCM080C 08											17.00	0.669	4.43	25.30	7.04	0.277	D	F	SPECIAL
LCM080C 09											19.00	0.748	3.92	22.39	7.75	0.305	E	G	SPECIAL
LCM080C 10											25.00	0.984	2.92	16.65	9.86	0.388	E	G	SPECIAL
LCM080C 11											27.50	1.083	2.63	15.04	10.74	0.423	E	G	SPECIAL
LCM080C 12											30.00	1.181	2.40	13.72	11.63	0.458	F	H	SPECIAL
LCM080C 13											35.00	1.378	2.04	11.66	13.39	0.527	F	H	SPECIAL
LCM080C 14											40.00	1.575	1.78	10.15	15.16	0.597	F	H	SPECIAL
LCM080C 15											45.00	1.772	1.57	8.98	16.92	0.666	F	H	SPECIAL
LCM080C 16											50.00	1.969	1.41	8.05	18.69	0.736	G	J	SPECIAL
LCM100C 01†			6.50	0.256	1.00	0.039	3.60	0.142	63.27	14.22	8.50	0.335	23.64	134.98	5.51	0.217	G	J	SPECIAL
LCM100C 02†											12.00	0.472	15.04	85.90	7.49	0.295	G	J	SPECIAL
LCM100C 03†											17.00	0.669	9.73	55.58	10.49	0.413	G	J	SPECIAL
LCM100C 04†											24.00	0.945	6.62	37.80	14.50	0.571	G	J	SPECIAL
LCM100C 05†											34.50	1.358	4.47	25.54	20.50	0.807	G	J	SPECIAL
LCM110C 01			6.40	0.252	1.10	0.043	3.40	0.134	94.21	21.18	8.00	0.315	40.63	232.03	5.69	0.224	E	G	SPECIAL
LCM110C 02											9.50	0.374	32.28	184.35	6.58	0.259	E	G	SPECIAL
LCM110C 03											11.00	0.433	26.78	152.93	7.49	0.295	E	G	SPECIAL
LCM110C 04											12.50	0.492	22.88	130.66	8.38	0.330	F	H	SPECIAL
LCM110C 05											14.00	0.551	19.97	114.05	9.30	0.366	F	H	SPECIAL
LCM110C 06											15.50	0.610	17.72	101.19	10.19	0.401	F	H	SPECIAL
LCM110C 07											17.00	0.669	15.92	90.93	11.10	0.437	F	H	SPECIAL
LCM110C 08											19.00	0.748	14.03	80.11	12.29	0.484	G	J	SPECIAL
LCM110C 09											22.00	0.866	11.90	67.97	14.10	0.555	G	J	SPECIAL
LCM110C 10											25.00	0.984	10.34	59.03	15.90	0.626	G	J	SPECIAL
LCM110C 11											27.50	1.083	9.31	53.19	17.40	0.685	H	K	SPECIAL
LCM110C 12											30.00	1.181	8.48	48.41	18.90	0.744	H	K	SPECIAL
LCM110C 13											35.00	1.378	7.18	41.03	21.89	0.862	H	K	SPECIAL
LCM110C 14											40.00	1.575	6.23	35.60	24.89	0.980	J	L	SPECIAL
LCM110C 15											45.00	1.772	5.51	31.44	27.91	1.099	J	L	SPECIAL
LCM110C 16											50.00	1.969	4.93	28.15	30.91	1.217	J	L	SPECIAL
LCM110C 17											55.00	2.165	4.46	25.49	33.91	1.335	K	M	SPECIAL
LCM110C 18											60.00	2.362	4.08	23.28	36.91	1.453	K	M	SPECIAL
LCM110C 19											65.00	2.559	3.75	21.43	39.90	1.571	K	M	SPECIAL

† **Indicates DIN Compression Springs meeting the design parameters outlined in Standard DIN 2098**

COMPRESSION SPRINGS: STANDARD SERIES

● End Coils Closed and Ground Square ● Music Wire (Plated) or Stainless Steel (Passivated)

LEE STOCK NUMBER	OUTSIDE DIAMETER		TO WORK IN HOLE DIA. MIN		NOMINAL WIRE DIAMETER		TO WORK OVER ROD DIA. MAX		APPROXIMATE LOAD AT SOLID HEIGHT		NOMINAL FREE LENGTH		SPRING RATE		APPROXIMATE SOLID HEIGHT		PRICE GROUP		
																	Music Wire	302 Stainless	316 Stainless
	MM	IN	MM	IN	MM	IN	MM	IN	N	LB	MM	IN	N/MM	LB/IN	MM	IN	M	S	S316
LC 016C 01	6.10	0.240	6.35	0.250	0.41	0.016	4.98	0.196	5.34	1.20	6.35	0.250	1.09	6.20	1.42	0.056	C	E	J
LC 016C 02											7.95	0.313	0.84	4.80	1.60	0.063	C	E	J
LC 016C 03											9.53	0.375	0.68	3.90	1.78	0.070	C	E	J
LC 016C 04											11.13	0.438	0.58	3.30	1.93	0.076	D	F	K
LC 016C 05											12.70	0.500	0.51	2.90	2.11	0.083	D	F	K
LC 016C 06											14.30	0.563	0.46	2.60	2.26	0.089	D	F	K
LC 016C 07											15.88	0.625	0.40	2.30	2.44	0.096	D	F	K
LC 016C 08											17.48	0.688	0.37	2.10	2.62	0.103	D	F	K
LC 016C 09											19.05	0.750	0.33	1.90	2.79	0.110	E	G	L
LC 016C 10											20.65	0.813	0.30	1.70	2.95	0.116	E	G	L
LC 016C 11											22.23	0.875	0.28	1.60	3.12	0.123	E	G	L
LC 016C 12											23.83	0.938	0.26	1.50	3.28	0.129	E	G	L
LC 016C 13											25.40	1.000	0.25	1.40	3.45	0.136	F	H	M
LC 016C 14											31.75	1.250	0.19	1.10	4.14	0.163	F	H	M
LC 016C 15											38.10	1.500	0.16	0.90	4.83	0.190	F	H	M
LC 016C 16											44.45	1.750	0.14	0.80	5.41	0.213	G	J	N
LC 016C 17											50.80	2.000	0.12	0.70	6.07	0.239	G	J	N
LC 018C 01					0.46	0.018	4.90	0.193	7.78	1.75	6.35	0.250	1.65	9.40	1.65	0.065	C	E	J
LC 018C 02											7.95	0.313	1.28	7.30	1.88	0.074	C	E	J
LC 018C 03											9.53	0.375	1.03	5.90	2.08	0.082	C	E	J
LC 018C 04											11.13	0.438	0.88	5.00	2.31	0.091	D	F	K
LC 018C 05											12.70	0.500	0.75	4.30	2.51	0.099	D	F	K
LC 018C 06											14.30	0.563	0.67	3.80	2.72	0.107	D	F	K
LC 018C 07											15.88	0.625	0.60	3.40	2.92	0.115	D	F	K
LC 018C 08											17.48	0.688	0.54	3.10	3.15	0.124	D	F	K
LC 018C 09											19.05	0.750	0.49	2.80	3.35	0.132	E	G	L
LC 018C 10											20.65	0.813	0.46	2.60	3.56	0.140	E	G	L
LC 018C 11											22.23	0.875	0.42	2.40	3.76	0.148	E	G	L
LC 018C 12											23.83	0.938	0.39	2.20	3.99	0.157	E	G	L
LC 018C 13											25.40	1.000	0.37	2.10	4.19	0.165	F	H	M
LC 018C 14											31.75	1.250	0.30	1.70	5.03	0.198	F	H	M
LC 018C 15											38.10	1.500	0.23	1.30	5.87	0.231	F	H	M
LC 018C 16											44.45	1.750	0.21	1.20	6.58	0.259	G	J	N
LC 018C 17											50.80	2.000	0.18	1.00	7.72	0.304	G	J	N
LC 020C 01					0.51	0.020	4.85	0.191	8.90	2.00	6.35	0.250	1.93	11.00	2.08	0.082	C	E	J
LC 020C 02											7.95	0.313	1.51	8.60	2.39	0.094	C	E	J
LC 020C 03											9.53	0.375	1.19	6.80	2.74	0.108	C	E	J
LC 020C 04											11.13	0.438	0.98	5.60	3.05	0.120	D	F	K
LC 020C 05											12.70	0.500	0.86	4.90	3.35	0.132	D	F	K
LC 020C 06											14.30	0.563	0.77	4.40	3.66	0.144	D	F	K
LC 020C 07											15.88	0.625	0.67	3.80	4.01	0.158	D	F	K
LC 020C 08											17.48	0.688	0.61	3.50	4.32	0.170	D	F	K
LC 020C 09											19.05	0.750	0.56	3.20	4.62	0.182	E	G	L
LC 020C 10											20.65	0.813	0.51	2.90	4.93	0.194	E	G	L
LC 020C 11											22.23	0.875	0.47	2.70	5.28	0.208	E	G	L
LC 020C 12											25.40	1.000	0.42	2.40	5.89	0.232	F	H	M
LC 020C 13											31.75	1.250	0.33	1.90	7.16	0.282	F	H	M
LC 020C 14											38.10	1.500	0.28	1.60	8.43	0.332	F	H	M
LC 020C 15											44.45	1.750	0.23	1.30	9.70	0.382	G	J	N
LC 020C 16											50.80	2.000	0.21	1.20	10.97	0.432	G	J	N
LC 022C 00					0.56	0.022	4.75	0.187	14.68	3.30	6.35	0.250	3.20	18.30	2.16	0.085	C	E	J
LC 022C 0											7.95	0.313	2.47	14.10	2.46	0.097	C	E	J
LC 022C 01											9.53	0.375	2.10	12.00	2.82	0.111	C	E	J
LC 022C 02											11.13	0.438	1.75	10.00	3.10	0.122	D	F	K
LC 022C 03											12.70	0.500	1.58	9.00	3.38	0.133	D	F	K
LC 022C 04											14.30	0.563	1.40	8.00	3.66	0.144	D	F	K
LC 022C 05											15.88	0.625	1.23	7.00	3.94	0.155	D	F	K
LC 022C 06											17.48	0.688	1.05	6.00	4.50	0.177	D	F	K
LC 022C 07											19.05	0.750	0.96	5.50	4.78	0.188	E	G	L
LC 022C 08											20.65	0.813	0.88	5.00	5.05	0.199	E	G	L
LC 022C 09											25.40	1.000	0.75	4.30	5.72	0.225	E	G	L

† Indicates DIN Compression Springs meeting the design parameters outlined in Standard DIN 2098

Spring rates and maximum loads relate only to music wire.
When using stainless steel multiply by 0.833

COMPRESSION SPRINGS: STANDARD SERIES

● End Coils Closed and Ground Square ● Music Wire (Plated) or Stainless Steel (Passivated)

LEE STOCK NUMBER	OUTSIDE DIAMETER		TO WORK IN HOLE DIA. MIN		NOMINAL WIRE DIAMETER		TO WORK OVER ROD DIA. MAX		APPROXIMATE LOAD AT SOLID HEIGHT		NOMINAL FREE LENGTH		SPRING RATE		APPROXIMATE SOLID HEIGHT		PRICE GROUP		
																	Music Wire	302 Stainless	316 Stainless
	MM	IN	MM	IN	MM	IN	MM	IN	N	LB	MM	IN	N/MM	LB/IN	MM	IN	M	S	S316
LC 022C 10	6.10	0.240	6.35	0.250	0.56	0.022	4.75	0.187	14.68	3.30	31.75	1.250	0.58	3.30	7.19	0.283	F	H	M
LC 022C 11											38.10	1.500	0.49	2.80	8.23	0.324	F	H	M
LC 022C 12											44.45	1.750	0.40	2.30	9.91	0.390	G	J	N
LC 022C 13											50.80	2.000	0.35	2.00	11.18	0.440	G	J	N
LC 024C 01					0.61	0.024	4.65	0.183	19.13	4.30	9.53	0.375	2.98	17.00	3.30	0.130	C	E	J
LC 024C 02											11.13	0.438	2.54	14.50	3.66	0.144	D	F	K
LC 024C 03											12.70	0.500	2.15	12.30	4.01	0.158	D	F	K
LC 024C 04											14.30	0.563	1.93	11.00	4.37	0.172	D	F	K
LC 024C 05											15.88	0.625	1.72	9.80	4.70	0.185	D	F	K
LC 024C 06											17.48	0.688	1.58	9.00	5.05	0.199	D	F	K
LC 024C 07											19.05	0.750	1.40	8.00	5.41	0.213	E	G	L
LC 024C 08											20.65	0.813	1.28	7.30	5.74	0.226	E	G	L
LC 024C 09											22.23	0.875	1.16	6.60	6.10	0.240	E	G	L
LC 024C 10											25.40	1.000	1.03	5.90	6.81	0.268	F	H	M
LC 024C 11											31.75	1.250	0.81	4.60	8.18	0.322	F	H	M
LC 024C 12											38.10	1.500	0.67	3.80	9.65	0.380	F	H	M
LC 024C 13											44.45	1.750	0.58	3.30	10.97	0.432	G	J	N
LC 024C 14											50.80	2.000	0.49	2.80	12.32	0.485	G	J	N
LC 026C 0					0.66	0.026	4.55	0.179	23.57	5.30	7.95	0.313	4.87	27.80	3.25	0.128	C	E	J
LC 026C 01											9.53	0.375	4.20	24.00	3.33	0.131	C	E	J
LC 026C 02											11.13	0.438	3.50	20.00	3.84	0.151	D	F	K
LC 026C 03											12.70	0.500	2.98	17.00	4.17	0.164	D	F	K
LC 026C 04											14.30	0.563	2.45	14.00	4.65	0.183	D	F	K
LC 026C 05											15.88	0.625	2.19	12.50	5.16	0.203	D	F	K
LC 026C 06											17.48	0.688	1.93	11.00	5.64	0.222	D	F	K
LC 026C 07											19.05	0.750	1.75	10.00	5.97	0.235	E	G	L
LC 026C 08											20.65	0.813	1.58	9.00	6.60	0.260	E	G	L
LC 026C 09											22.23	0.875	1.40	8.00	7.29	0.287	E	G	L
LC 026C 10											25.40	1.000	1.30	7.40	7.62	0.300	F	H	M
LC 026C 11											31.75	1.250	1.03	5.90	9.32	0.367	F	H	M
LC 026C 12											38.10	1.500	0.86	4.90	10.69	0.421	F	H	M
LC 026C 13											44.45	1.750	0.74	4.20	12.27	0.483	G	J	N
LC 026C 14											50.80	2.000	0.65	3.70	13.84	0.545	G	J	N
LC 029C 01					0.74	0.029	4.42	0.174	31.14	7.00	9.53	0.375	5.87	33.50	4.32	0.170	C	E	J
LC 029C 02											11.13	0.438	4.83	27.60	4.83	0.190	D	F	K
LC 029C 03											12.70	0.500	4.15	23.70	5.33	0.210	D	F	K
LC 029C 04											14.30	0.563	3.61	20.60	5.84	0.230	D	F	K
LC 029C 05											15.88	0.625	3.24	18.50	6.32	0.249	D	F	K
LC 029C 06											17.48	0.688	2.94	16.80	6.81	0.268	D	F	K
LC 029C 07											19.05	0.750	2.75	15.70	7.32	0.288	E	G	L
LC 029C 08											20.65	0.813	2.45	14.00	7.87	0.310	E	G	L
LC 029C 09											22.23	0.875	2.26	12.90	8.36	0.329	E	G	L
LC 029C 10											25.40	1.000	1.98	11.30	9.32	0.367	F	H	M
LC 029C 11											31.75	1.250	1.56	8.90	11.35	0.447	F	H	M
LC 029C 12											38.10	1.500	1.30	7.40	13.36	0.526	F	H	M
LC 029C 13											44.45	1.750	1.10	6.30	15.42	0.607	G	J	N
LC 029C 14											50.80	2.000	0.96	5.50	17.53	0.690	G	J	N
LC 032C 01					0.81	0.032	4.27	0.168	44.48	10.00	7.95	0.313	10.86	62.00	4.09	0.161	C	E	J
LC 032C 02											9.53	0.375	8.76	50.00	4.50	0.177	C	E	J
LC 032C 03											11.13	0.438	7.53	43.00	5.11	0.201	D	F	K
LC 032C 04											12.70	0.500	6.30	36.00	5.72	0.225	D	F	K
LC 032C 05											14.30	0.563	5.60	32.00	6.32	0.249	D	F	K
LC 032C 06											15.88	0.625	4.90	28.00	6.93	0.273	D	F	K
LC 032C 07											17.48	0.688	4.38	25.00	7.54	0.297	D	F	K
LC 032C 08											19.05	0.750	3.85	22.00	8.36	0.329	E	G	L
LC 032C 09											20.65	0.813	3.50	20.00	8.97	0.353	E	G	L
LC 032C 10											22.23	0.875	3.33	19.00	9.37	0.369	E	G	L
LC 032C 11											23.83	0.938	3.06	17.50	9.98	0.393	E	G	L
LC 032C 12											25.40	1.000	2.80	16.00	10.80	0.425	F	H	M
LC 032C 13											31.75	1.250	2.36	13.50	12.47	0.491	F	H	M

† Indicates DIN Compression Springs meeting the design parameters outlined in Standard DIN 2098

COMPRESSION SPRINGS: STANDARD SERIES

● End Coils Closed and Ground Square ● Music Wire (Plated) or Stainless Steel (Passivated)

LEE STOCK NUMBER	OUTSIDE DIAMETER		TO WORK IN HOLE DIA. MIN		NOMINAL WIRE DIAMETER		TO WORK OVER ROD DIA. MAX		APPROXIMATE LOAD AT SOLID HEIGHT		NOMINAL FREE LENGTH		SPRING RATE		APPROXIMATE SOLID HEIGHT		PRICE GROUP		
																	Music Wire	302 Stainless	316 Stainless
	MM	IN	MM	IN	MM	IN	MM	IN	N	LB	MM	IN	N/MM	LB/IN	MM	IN	M	S	S316
LC 032C 14	6.10	0.240	6.35	0.250	0.81	0.032	4.27	0.168	44.48	10.00	34.93	1.375	2.10	12.00	13.94	0.549	F	H	M
LC 032C 15											38.10	1.500	1.93	11.00	14.94	0.588	F	H	M
LC 032C 16											44.45	1.750	1.68	9.60	17.27	0.680	G	J	N
LC 032C 17											50.80	2.000	1.47	8.40	19.61	0.772	G	J	N
LC 035C 01					0.89	0.035	4.11	0.162	53.38	12.00	7.95	0.313	15.76	90.00	4.88	0.192	C	E	J
LC 035C 02											9.53	0.375	12.87	73.50	5.28	0.208	C	E	J
LC 035C 03											11.13	0.438	10.68	61.00	5.94	0.234	D	F	K
LC 035C 04											12.70	0.500	9.11	52.00	6.60	0.260	D	F	K
LC 035C 05											14.30	0.563	7.88	45.00	7.26	0.286	D	F	K
LC 035C 06											15.88	0.625	7.00	40.00	7.95	0.313	D	F	K
LC 035C 07											17.48	0.688	6.30	36.00	8.61	0.339	D	F	K
LC 035C 08											19.05	0.750	5.60	32.00	9.27	0.365	E	G	L
LC 035C 09											20.65	0.813	5.13	29.30	9.96	0.392	E	G	L
LC 035C 10											22.23	0.875	4.73	27.00	10.62	0.418	E	G	L
LC 035C 11											23.83	0.938	4.27	24.40	11.73	0.462	E	G	L
LC 035C 12											25.40	1.000	4.03	23.00	12.45	0.490	F	H	M
LC 035C 13											31.75	1.250	3.15	18.00	15.16	0.597	F	H	M
LC 035C 14											34.93	1.375	2.80	16.00	16.51	0.650	F	H	M
LC 035C 15											38.10	1.500	2.59	14.80	17.83	0.702	F	H	M
LC 035C 16											44.45	1.750	2.17	12.40	20.50	0.807	G	J	N
LC 035C 17											50.80	2.000	1.93	11.00	23.19	0.913	G	J	N
LC 035C 18											57.15	2.250	1.72	9.80	25.83	1.017	H	K	P
LC 035C 19											63.50	2.500	1.56	8.90	28.47	1.121	H	K	P
LC 038C 01					0.97	0.038	3.96	0.156	71.17	16.00	7.95	0.313	22.24	127.00	4.85	0.191	C	E	J
LC 038C 02											9.53	0.375	17.69	101.00	5.56	0.219	C	E	J
LC 038C 03											11.13	0.438	14.71	84.00	6.30	0.248	D	F	K
LC 038C 04											12.70	0.500	12.61	72.00	7.26	0.286	D	F	K
LC 038C 05											14.30	0.563	11.21	64.00	7.75	0.305	D	F	K
LC 038C 06											15.88	0.625	9.98	57.00	8.48	0.334	D	F	K
LC 038C 07											17.48	0.688	8.93	51.00	9.19	0.362	D	F	K
LC 038C 08											19.05	0.750	8.05	46.00	9.91	0.390	E	G	L
LC 038C 09											20.65	0.813	7.35	42.00	10.64	0.419	E	G	L
LC 038C 10											22.23	0.875	6.65	38.00	11.61	0.457	E	G	L
LC 038C 11											23.83	0.938	6.13	35.00	12.60	0.496	E	G	L
LC 038C 12											25.40	1.000	5.78	33.00	13.31	0.524	F	H	M
LC 038C 13											28.58	1.125	5.08	29.00	14.76	0.581	F	H	M
LC 038C 14											31.75	1.250	4.55	26.00	16.43	0.647	F	H	M
LC 038C 15											34.93	1.375	4.03	23.00	18.16	0.715	F	H	M
LC 038C 16											38.10	1.500	3.68	21.00	19.61	0.772	F	H	M
LC 038C 17											44.45	1.750	3.15	18.00	22.33	0.879	G	J	N
LC 038C 18											50.80	2.000	2.80	16.00	25.25	0.994	G	J	N
LC 038C 19											57.15	2.250	2.49	14.20	28.96	1.140	H	K	P
LC 038C 20											63.50	2.500	2.21	12.60	31.50	1.240	H	K	P
LC 040C 01					1.02	0.040	3.86	0.152	75.62	17.00	7.95	0.313	27.14	155.00	5.44	0.214	E	G	L
LC 040C 02											9.53	0.375	21.36	122.00	6.30	0.248	E	G	L
LC 040C 03											11.13	0.438	17.51	100.00	7.16	0.282	E	G	L
LC 040C 04											12.70	0.500	14.71	84.00	7.98	0.314	E	G	L
LC 040C 05											14.30	0.563	12.96	74.00	8.89	0.350	F	H	M
LC 040C 06											15.88	0.625	11.73	67.00	9.70	0.382	F	H	M
LC 040C 07											17.48	0.688	10.51	60.00	10.52	0.414	F	H	M
LC 040C 08											19.05	0.750	9.98	57.00	10.92	0.430	F	H	M
LC 040C 09											20.65	0.813	8.49	48.50	12.24	0.482	G	J	N
LC 040C 10											22.23	0.875	8.05	46.00	13.06	0.514	G	J	N
LC 040C 11											23.83	0.938	7.35	42.00	13.97	0.550	G	J	N
LC 040C 12											25.40	1.000	6.88	39.30	14.78	0.582	H	K	P
LC 040C 13											28.58	1.125	6.13	35.00	16.51	0.650	H	K	P
LC 040C 14											31.75	1.250	5.43	31.00	18.16	0.715	H	K	P
LC 040C 15											34.93	1.375	4.82	27.50	19.86	0.782	J	L	Q
LC 040C 16											38.10	1.500	4.50	25.70	21.97	0.865	J	L	Q
LC 040C 17											44.45	1.750	3.80	21.70	24.94	0.982	J	L	Q

† Indicates DIN Compression Springs meeting the design parameters outlined in Standard DIN 2098

Spring rates and maximum loads relate only to music wire.
When using stainless steel multiply by 0.833

COMPRESSION SPRINGS: STANDARD SERIES

● **End Coils Closed and Ground Square** ● **Music Wire (Plated) or Stainless Steel (Passivated)**

LEE STOCK NUMBER	OUTSIDE DIAMETER		TO WORK IN HOLE DIA. MIN		NOMINAL WIRE DIAMETER		TO WORK OVER ROD DIA. MAX		APPROXIMATE LOAD AT SOLID HEIGHT		NOMINAL FREE LENGTH		SPRING RATE		APPROXIMATE SOLID HEIGHT		PRICE GROUP		
																	Music Wire	302 Stainless	316 Stainless
	MM	IN	MM	IN	MM	IN	MM	IN	N	LB	MM	IN	N/MM	LB/IN	MM	IN	M	S	S316
LC 040C 18	6.10	0.240	6.35	0.250	1.02	0.040	3.86	0.152	75.62	17.00	50.80	2.000	3.36	19.20	28.30	1.114	K	M	R
LC 040C 19											57.15	2.250	2.92	16.70	31.75	1.250	K	M	R
LC 040C 20											63.50	2.500	2.63	15.00	35.10	1.382	K	M	R
LC 042C 01					1.07	0.042	3.78	0.149	84.51	19.00	9.53	0.375	26.44	151.00	6.43	0.253	E	G	L
LC 042C 02											11.13	0.438	21.54	123.00	7.49	0.295	E	G	L
LC 042C 03											12.70	0.500	18.56	106.00	8.31	0.327	E	G	L
LC 042C 04											14.30	0.563	16.46	94.00	9.09	0.358	F	H	M
LC 042C 05											15.88	0.625	14.88	85.00	9.88	0.389	F	H	M
LC 042C 06											17.48	0.688	13.13	75.00	10.69	0.421	F	H	M
LC 042C 07											19.05	0.750	11.38	65.00	12.29	0.484	F	H	M
LC 042C 08											20.65	0.813	10.51	60.00	12.83	0.505	G	J	N
LC 042C 09											22.23	0.875	9.81	56.00	13.87	0.546	G	J	N
LC 042C 10											23.83	0.938	8.93	51.00	14.94	0.588	G	J	N
LC 042C 11											25.40	1.000	8.40	48.00	15.77	0.621	H	K	P
LC 042C 12											28.58	1.125	7.35	42.00	17.63	0.694	H	K	P
LC 042C 13											31.75	1.250	6.65	38.00	19.20	0.756	H	K	P
LC 042C 14											34.93	1.375	5.95	34.00	21.36	0.841	J	L	Q
LC 042C 15											38.10	1.500	5.43	31.00	22.99	0.905	J	L	Q
LC 042C 16											44.45	1.750	4.64	26.50	25.83	1.017	J	L	Q
LC 042C 17											50.80	2.000	4.03	23.00	30.05	1.183	K	M	R
LC 042C 18											57.15	2.250	3.59	20.50	33.22	1.308	K	M	R
LC 042C 19											63.50	2.500	3.12	17.80	36.20	1.425	K	M	R
LC 045C 01					1.14	0.045	3.63	0.143	106.75	24.00	9.53	0.375	37.68	215.20	6.88	0.271	E	G	L
LC 045C 02											11.13	0.438	30.85	176.20	7.90	0.311	E	G	L
LC 045C 03											12.70	0.500	26.19	149.60	8.89	0.350	E	G	L
LC 045C 04											14.30	0.563	22.75	129.90	9.88	0.389	F	H	M
LC 045C 05											15.88	0.625	20.07	114.60	10.87	0.428	F	H	M
LC 045C 06											17.48	0.688	18.00	102.80	11.86	0.467	F	H	M
LC 045C 07											19.05	0.750	16.27	92.90	12.85	0.506	F	H	M
LC 045C 08											20.65	0.813	14.87	84.90	13.84	0.545	G	J	N
LC 045C 09											22.23	0.875	13.68	78.10	14.86	0.585	G	J	N
LC 045C 10											23.83	0.938	12.68	72.40	15.85	0.624	G	J	N
LC 045C 11											25.40	1.000	11.80	67.40	16.84	0.663	H	K	P
LC 045C 12											28.58	1.125	10.37	59.20	18.85	0.742	H	K	P
LC 045C 13											31.75	1.250	9.26	52.90	20.83	0.820	H	K	P
LC 045C 14											38.10	1.500	7.62	43.50	24.82	0.977	J	L	Q
LC 045C 15											44.45	1.750	6.48	37.00	28.78	1.133	J	L	Q
LC 045C 16											50.80	2.000	5.62	32.10	32.77	1.290	K	M	R
LC 045C 17											57.15	2.250	4.97	28.40	36.75	1.447	K	M	R
LC 045C 18											63.50	2.500	4.45	25.40	40.74	1.604	K	M	R
LC 020CD 01	6.35	0.250	6.76	0.266	0.51	0.020	5.08	0.200	9.50	2.14	6.35	0.250	2.13	12.18	1.89	0.075	C	E	J
LC 020CD 02											7.95	0.313	1.64	9.37	2.15	0.085	C	E	J
LC 020CD 03											9.53	0.375	1.34	7.63	2.40	0.094	C	E	J
LC 020CD 04											11.13	0.438	1.13	6.43	2.65	0.104	D	F	K
LC 020CD 05											12.70	0.500	0.97	5.56	2.90	0.114	D	F	K
LC 020CD 06											14.30	0.563	0.86	4.89	3.15	0.124	D	F	K
LC 020CD 07											15.88	0.625	0.77	4.37	3.41	0.134	D	F	K
LC 020CD 08											17.48	0.688	0.69	3.95	3.66	0.144	E	G	L
LC 020CD 09											19.05	0.750	0.63	3.60	3.91	0.154	E	G	L
LC 020CD 10											20.65	0.813	0.58	3.31	4.17	0.164	E	G	L
LC 020CD 11											22.23	0.875	0.54	3.06	4.41	0.174	E	G	L
LC 020CD 12											25.40	1.000	0.47	2.66	4.92	0.194	F	H	M
LC 020CD 13											31.75	1.250	0.37	2.11	5.93	0.233	F	H	M
LC 020CD 14											34.93	1.375	0.33	1.89	6.47	0.255	F	H	M
LC 020CD 15											38.10	1.500	0.30	1.74	6.98	0.275	G	J	N
LC 020CD 16											44.45	1.750	0.26	1.48	8.00	0.315	G	J	N
LC 020CD 17											50.80	2.000	0.23	1.30	9.01	0.355	G	J	N
LC 026CD 01					0.66	0.026	4.78	0.188	26.53	5.96	9.53	0.375	4.14	23.63	3.11	0.123	C	E	J
LC 026CD 02											11.13	0.438	3.46	19.78	3.46	0.136	C	E	J
LC 026CD 03											12.70	0.500	2.98	17.04	3.79	0.149	D	F	K
LC 026CD 04											14.30	0.563	2.60	14.86	4.15	0.163	D	F	K

† **Indicates DIN Compression Springs meeting the design parameters outlined in Standard DIN 2098**

COMPRESSION SPRINGS: STANDARD SERIES

● **End Coils Closed and Ground Square** ● **Music Wire (Plated) or Stainless Steel (Passivated)**

LEE STOCK NUMBER	OUTSIDE DIAMETER		TO WORK IN HOLE DIA. MIN		NOMINAL WIRE DIAMETER		TO WORK OVER ROD DIA. MAX		APPROXIMATE LOAD AT SOLID HEIGHT		NOMINAL FREE LENGTH		SPRING RATE		APPROXIMATE SOLID HEIGHT		PRICE GROUP		
																	Music Wire	302 Stainless	316 Stainless
	MM	IN	MM	IN	MM	IN	MM	IN	N	LB	MM	IN	N/MM	LB/IN	MM	IN	M	S	S316
LC 026CD 05	6.35	0.250	6.76	0.266	0.66	0.026	4.78	0.188	26.53	5.96	15.88	0.625	2.31	13.18	4.51	0.177	D	F	K
LC 026CD 06											17.48	0.688	2.07	11.81	4.87	0.192	E	G	L
LC 026CD 07											19.05	0.750	1.87	10.70	5.23	0.206	E	G	L
LC 026CD 08											20.65	0.813	1.71	9.76	5.61	0.221	E	G	L
LC 026CD 09											22.23	0.875	1.57	8.98	5.98	0.235	E	G	L
LC 026CD 10											23.83	0.938	1.45	8.29	6.36	0.251	F	H	M
LC 026CD 11											25.40	1.000	1.30	7.40	6.84	0.269	F	H	M
LC 026CD 12											31.75	1.250	1.12	6.37	7.87	0.310	F	H	M
LC 026CD 13											38.10	1.500	0.92	5.27	9.23	0.363	G	J	N
LC 026CD 14											44.45	1.750	0.79	4.50	10.58	0.417	G	J	N
LC 026CD 15											50.80	2.000	0.69	3.92	11.94	0.470	G	J	N
LC 035CD 01					0.89	0.035	4.37	0.172	44.10	9.91	7.95	0.313	13.14	75.05	4.59	0.181	C	E	J
LC 035CD 02											9.53	0.375	10.47	59.80	5.30	0.209	C	E	J
LC 035CD 03											11.13	0.438	8.68	49.56	6.01	0.237	D	F	K
LC 035CD 04											12.70	0.500	7.43	42.41	6.72	0.265	D	F	K
LC 035CD 05											14.30	0.563	6.48	36.99	7.44	0.293	D	F	K
LC 035CD 06											15.88	0.625	5.75	32.86	8.14	0.321	D	F	K
LC 035CD 07											17.48	0.688	5.17	29.51	8.86	0.349	D	F	K
LC 035CD 08											19.05	0.750	4.70	26.82	9.56	0.377	E	G	L
LC 035CD 09											20.65	0.813	4.30	24.55	10.28	0.405	E	G	L
LC 035CD 10											22.23	0.875	3.97	22.66	10.98	0.432	E	G	L
LC 035CD 11											23.83	0.938	3.68	21.01	11.70	0.461	E	G	L
LC 035CD 12											25.40	1.000	3.43	19.61	12.41	0.488	F	H	M
LC 035CD 13											31.75	1.250	2.71	15.46	15.25	0.600	F	H	M
LC 035CD 14											34.93	1.375	2.45	13.98	16.67	0.656	F	H	M
LC 035CD 15											38.10	1.500	2.23	12.75	18.09	0.712	F	H	M
LC 035CD 16											44.45	1.750	1.90	10.86	20.93	0.824	G	J	N
LC 035CD 17											50.80	2.000	1.65	9.45	23.78	0.936	G	J	N
LC 035CD 18											57.15	2.250	1.46	8.37	26.62	1.048	H	K	P
LC 035CD 19											63.50	2.500	1.31	7.51	29.46	1.160	H	K	P
LCM050CE 01†	6.80	0.268	7.50	0.295	0.50	0.020	5.30	0.209	7.60	1.71	13.50	0.531	0.74	4.22	2.74	0.108	F	H	SPECIAL
LCM050CE 02†											20.00	0.787	0.47	2.68	3.76	0.148	F	H	SPECIAL
LCM050CE 03†											30.00	1.181	0.30	1.74	5.26	0.207	F	H	SPECIAL
LCM050CE 04†											44.00	1.732	0.21	1.18	7.24	0.285	F	H	SPECIAL
LCM050CE 05†											65.00	2.559	0.14	0.80	10.26	0.404	F	H	SPECIAL
LCM063CF 01†	6.93	0.273	7.60	0.299	0.63	0.025	5.10	0.201	14.54	3.27	11.50	0.453	1.86	10.63	3.45	0.136	F	H	SPECIAL
LCM063CF 02†											17.00	0.669	1.18	6.76	4.72	0.186	F	H	SPECIAL
LCM063CF 03†											25.50	1.004	0.77	4.38	6.60	0.260	F	H	SPECIAL
LCM063CF 04†											36.50	1.437	0.52	2.98	9.14	0.360	F	H	SPECIAL
LCM063CF 05†											54.00	2.126	0.35	2.01	12.90	0.508	F	H	SPECIAL
LCM080CG 01†	7.10	0.280	7.70	0.303	0.80	0.032	5.00	0.197	29.00	6.52	10.50	0.413	4.84	27.64	4.39	0.173	G	J	SPECIAL
LCM080CG 02†											15.50	0.610	3.08	17.59	5.99	0.236	G	J	SPECIAL
LCM080CG 03†											23.00	0.906	1.99	11.38	8.41	0.331	G	J	SPECIAL
LCM080CG 04†											33.00	1.299	1.36	7.74	11.61	0.457	G	J	SPECIAL
LCM080CG 05†											48.00	1.890	0.92	5.23	16.41	0.646	G	J	SPECIAL
LC 028CE 01	7.14	0.281	7.95	0.313	0.71	0.028	5.51	0.217	18.00	4.05	6.35	0.250	5.17	29.55	2.87	0.113	C	E	J
LC 028CE 02											7.95	0.313	3.91	22.31	3.33	0.131	C	E	J
LC 028CE 03											9.53	0.375	3.15	17.97	3.78	0.149	C	E	J
LC 028CE 04											11.13	0.438	2.63	15.01	4.23	0.167	C	E	J
LC 028CE 05											12.70	0.500	2.26	12.91	4.68	0.184	D	F	K
LC 028CE 06											14.30	0.563	1.98	11.31	5.14	0.202	D	F	K
LC 028CE 07											15.88	0.625	1.76	10.08	5.59	0.220	D	F	K
LC 028CE 08											19.05	0.750	1.45	8.26	6.50	0.256	E	G	L
LC 028CE 09											22.23	0.875	1.23	7.00	7.40	0.292	E	G	L
LC 028CE 10											25.40	1.000	1.06	6.07	8.31	0.327	F	H	M
LC 028CE 11											31.75	1.250	0.84	4.80	10.12	0.399	F	H	M
LC 028CE 12											34.93	1.375	0.76	4.35	11.03	0.434	F	H	M
LC 028CE 13											38.10	1.500	0.70	3.97	11.94	0.470	G	J	N
LCM100CH 01†	7.30	0.287	7.80	0.307	1.00	0.039	4.90	0.193	52.64	11.83	10.00	0.394	11.82	67.48	5.51	0.217	G	J	SPECIAL
LCM100CH 02†											14.50	0.571	7.52	42.94	7.49	0.295	G	J	SPECIAL
LCM100CH 03†											21.50	0.846	4.87	27.79	10.49	0.413	G	J	SPECIAL

† **Indicates DIN Compression Springs meeting the design parameters outlined in Standard DIN 2098**

Spring rates and maximum loads relate only to music wire. When using stainless steel multiply by 0.833

COMPRESSION SPRINGS: STANDARD SERIES

● **End Coils Closed and Ground Square** ● **Music Wire (Plated) or Stainless Steel (Passivated)**

LEE STOCK NUMBER	OUTSIDE DIAMETER		TO WORK IN HOLE DIA. MIN		NOMINAL WIRE DIAMETER		TO WORK OVER ROD DIA. MAX		APPROXIMATE LOAD AT SOLID HEIGHT		NOMINAL FREE LENGTH		SPRING RATE		APPROXIMATE SOLID HEIGHT		PRICE GROUP		
																	Music Wire	302 Stainless	316 Stainless
	MM	IN	MM	IN	MM	IN	MM	IN	N	LB	MM	IN	N/MM	LB/IN	MM	IN	M	S	S316
LCM100CH 04†	7.30	0.287	7.80	0.307	1.00	0.039	4.90	0.193	52.64	11.83	30.50	1.201	3.31	18.89	14.50	0.571	G	J	SPECIAL
LCM100CH 05†											43.50	1.713	2.24	12.77	20.50	0.807	G	J	SPECIAL
LCM055D 01	7.50	0.295	8.00	0.315	0.55	0.022	5.90	0.232	10.81	2.43	9.50	0.374	1.47	8.39	2.16	0.085	C	E	SPECIAL
LCM055D 02											11.00	0.433	1.24	7.11	2.34	0.092	C	E	SPECIAL
LCM055D 03											12.50	0.492	1.08	6.18	2.54	0.100	C	E	SPECIAL
LCM055D 04											14.00	0.551	0.96	5.46	2.72	0.107	D	F	SPECIAL
LCM055D 05											15.50	0.610	0.86	4.89	2.92	0.115	D	F	SPECIAL
LCM055D 06											17.00	0.669	0.78	4.43	3.10	0.122	D	F	SPECIAL
LCM055D 07											19.00	0.748	0.69	3.94	3.35	0.132	D	F	SPECIAL
LCM055D 08											21.00	0.827	0.62	3.54	3.61	0.142	E	G	SPECIAL
LCM055D 09											23.00	0.906	0.56	3.22	3.86	0.152	E	G	SPECIAL
LCM055D 10											25.00	0.984	0.52	2.95	4.11	0.162	E	G	SPECIAL
LCM055D 11											27.50	1.083	0.47	2.67	4.42	0.174	F	H	SPECIAL
LCM055D 12											30.00	1.181	0.43	2.44	4.72	0.186	F	H	SPECIAL
LCM055D 13											35.00	1.378	0.36	2.08	5.36	0.211	F	H	SPECIAL
LCM055D 14											40.00	1.575	0.32	1.81	5.99	0.236	G	J	SPECIAL
LCM055D 15											45.00	1.772	0.28	1.60	6.60	0.260	G	J	SPECIAL
LCM055D 16											50.00	1.969	0.25	1.44	7.24	0.285	G	J	SPECIAL
LCM055D 17											55.00	2.165	0.23	1.31	7.87	0.310	H	K	SPECIAL
LCM055D 18											60.00	2.362	0.21	1.20	8.51	0.335	H	K	SPECIAL
LCM055D 19											65.00	2.559	0.19	1.10	9.12	0.359	H	K	SPECIAL
LCM065D 01					0.65	0.026	5.70	0.224	18.64	4.19	9.50	0.374	2.73	15.57	2.67	0.105	C	E	SPECIAL
LCM065D 02											11.00	0.433	2.31	13.17	2.92	0.115	C	E	SPECIAL
LCM065D 03											12.50	0.492	2.00	11.40	3.18	0.125	C	E	SPECIAL
LCM065D 04											14.00	0.551	1.76	10.06	3.43	0.135	D	F	SPECIAL
LCM065D 05											15.50	0.610	1.57	8.99	3.66	0.144	D	F	SPECIAL
LCM065D 06											17.00	0.669	1.42	8.13	3.91	0.154	D	F	SPECIAL
LCM065D 07											19.00	0.748	1.26	7.22	4.24	0.167	D	F	SPECIAL
LCM065D 08											21.00	0.827	1.13	6.48	4.60	0.181	E	G	SPECIAL
LCM065D 09											23.00	0.906	1.03	5.89	4.93	0.194	E	G	SPECIAL
LCM065D 10											25.00	0.984	0.94	5.39	5.26	0.207	E	G	SPECIAL
LCM065D 11											27.50	1.083	0.85	4.87	5.66	0.223	F	H	SPECIAL
LCM065D 12											30.00	1.181	0.78	4.45	6.10	0.240	F	H	SPECIAL
LCM065D 13											35.00	1.378	0.66	3.79	6.93	0.273	F	H	SPECIAL
LCM065D 14											40.00	1.575	0.58	3.30	7.75	0.305	G	J	SPECIAL
LCM065D 15											45.00	1.772	0.51	2.92	8.59	0.338	G	J	SPECIAL
LCM065D 16											50.00	1.969	0.46	2.62	9.42	0.371	G	J	SPECIAL
LCM065D 17											55.00	2.165	0.42	2.38	10.26	0.404	H	K	SPECIAL
LCM065D 18											60.00	2.362	0.38	2.18	11.10	0.437	H	K	SPECIAL
LCM065D 19											65.00	2.559	0.35	2.00	11.94	0.470	H	K	SPECIAL
LCM080D 01					0.80	0.032	5.40	0.213	33.40	7.51	9.50	0.374	5.65	32.24	3.61	0.142	C	E	SPECIAL
LCM080D 02											11.00	0.433	4.75	27.10	3.96	0.156	C	E	SPECIAL
LCM080D 03											12.50	0.492	4.09	23.37	4.34	0.171	C	E	SPECIAL
LCM080D 04											14.00	0.551	3.60	20.54	4.72	0.186	D	F	SPECIAL
LCM080D 05											15.50	0.610	3.21	18.32	5.11	0.201	D	F	SPECIAL
LCM080D 06											17.00	0.669	2.90	16.54	5.49	0.216	D	F	SPECIAL
LCM080D 07											19.00	0.748	2.56	14.64	5.99	0.236	D	F	SPECIAL
LCM080D 08											21.00	0.827	2.30	13.13	6.50	0.256	E	G	SPECIAL
LCM080D 09											23.00	0.906	2.08	11.90	7.01	0.276	E	G	SPECIAL
LCM080D 10											25.00	0.984	1.91	10.89	7.52	0.296	E	G	SPECIAL
LCM080D 11											27.50	1.083	1.72	9.83	8.13	0.320	F	H	SPECIAL
LCM080D 12											30.00	1.181	1.57	8.97	8.76	0.345	F	H	SPECIAL
LCM080D 13											35.00	1.378	1.34	7.63	10.03	0.395	F	H	SPECIAL
LCM080D 14											40.00	1.575	1.16	6.63	11.30	0.445	G	J	SPECIAL
LCM080D 15											45.00	1.772	1.03	5.87	12.55	0.494	G	J	SPECIAL
LCM080D 16											50.00	1.969	0.92	5.26	13.82	0.544	G	J	SPECIAL
LCM080D 17											55.00	2.165	0.84	4.77	15.09	0.594	H	K	SPECIAL
LCM080D 18											60.00	2.362	0.76	4.36	16.36	0.644	H	K	SPECIAL
LCM080D 19											65.00	2.559	0.70	4.02	17.60	0.693	H	K	SPECIAL

† **Indicates DIN Compression Springs meeting the design parameters outlined in Standard DIN 2098**

COMPRESSION SPRINGS: STANDARD SERIES

● End Coils Closed and Ground Square ● Music Wire (Plated) or Stainless Steel (Passivated)

LEE STOCK NUMBER	OUTSIDE DIAMETER		TO WORK IN HOLE DIA. MIN		NOMINAL WIRE DIAMETER		TO WORK OVER ROD DIA. MAX		APPROXIMATE LOAD AT SOLID HEIGHT		NOMINAL FREE LENGTH		SPRING RATE		APPROXIMATE SOLID HEIGHT		PRICE GROUP		
																	Music Wire	302 Stainless	316 Stainless
	MM	IN	MM	IN	MM	IN	MM	IN	N	LB	MM	IN	N/MM	LB/IN	MM	IN	M	S	S316
LCM095D 01	7.50	0.295	8.00	0.315	0.95	0.037	5.10	0.201	54.00	12.14	9.50	0.374	10.84	61.91	4.52	0.178	C	E	SPECIAL
LCM095D 02											11.00	0.433	9.05	51.71	5.05	0.199	C	E	SPECIAL
LCM095D 03											12.50	0.492	7.77	44.39	5.56	0.219	C	E	SPECIAL
LCM095D 04											14.00	0.551	6.81	38.89	6.07	0.239	D	F	SPECIAL
LCM095D 05											15.50	0.610	6.06	34.60	6.60	0.260	D	F	SPECIAL
LCM095D 06											17.00	0.669	5.46	31.16	7.11	0.280	D	F	SPECIAL
LCM095D 07											19.00	0.748	4.82	27.52	7.80	0.307	D	F	SPECIAL
LCM095D 08											21.00	0.827	4.31	24.64	8.51	0.335	E	G	SPECIAL
LCM095D 09											23.00	0.906	3.90	22.30	9.19	0.362	E	G	SPECIAL
LCM095D 10											25.00	0.984	3.57	20.37	9.88	0.389	E	G	SPECIAL
LCM095D 11											27.50	1.083	3.22	18.38	10.74	0.423	F	H	SPECIAL
LCM095D 12											30.00	1.181	2.93	16.75	11.61	0.457	F	H	SPECIAL
LCM095D 13											35.00	1.378	2.49	14.22	13.34	0.525	F	H	SPECIAL
LCM095D 14											40.00	1.575	2.16	12.35	15.06	0.593	G	J	SPECIAL
LCM095D 15											45.00	1.772	1.91	10.92	16.79	0.661	G	J	SPECIAL
LCM095D 16											50.00	1.969	1.71	9.78	18.52	0.729	G	J	SPECIAL
LCM095D 17											55.00	2.165	1.55	8.86	20.24	0.797	H	K	SPECIAL
LCM095D 18											60.00	2.362	1.42	8.10	21.97	0.865	H	K	SPECIAL
LCM095D 19											65.00	2.559	1.31	7.46	23.70	0.933	H	K	SPECIAL
LCM125DA 01†	7.55	0.297	8.10	0.319	1.25	0.049	4.70	0.185	140.35	31.55	12.00	0.472	28.85	164.74	6.88	0.271	G	J	SPECIAL
LCM125DA 02†											17.00	0.669	18.36	104.84	9.37	0.369	G	J	SPECIAL
LCM125DA 03†											25.00	0.984	11.77	67.20	13.13	0.517	G	J	SPECIAL
LCM125DA 04†											35.50	1.398	8.09	46.20	18.14	0.714	G	J	SPECIAL
LCM125DA 05†											51.50	2.028	5.46	31.17	25.63	1.009	G	J	SPECIAL
LC 022D 00	7.62	0.300	7.95	0.313	0.56	0.022	6.10	0.240	11.12	2.50	9.53	0.375	1.44	8.20	2.24	0.088	C	E	J
LC 022D 0											11.13	0.438	1.19	6.80	2.46	0.097	C	E	J
LC 022D 01											12.70	0.500	1.14	6.50	2.69	0.106	C	E	J
LC 022D 02											14.30	0.563	1.05	6.00	2.82	0.111	D	F	K
LC 022D 03											15.88	0.625	0.88	5.00	3.10	0.122	D	F	K
LC 022D 04											17.48	0.688	0.79	4.50	3.25	0.128	D	F	K
LC 022D 05											19.05	0.750	0.70	4.00	3.38	0.133	D	F	K
LC 022D 06											20.65	0.813	0.61	3.50	3.94	0.155	E	G	L
LC 022D 07											22.23	0.875	0.53	3.00	4.22	0.166	E	G	L
LC 022D 08											25.40	1.000	0.49	2.80	4.60	0.181	E	G	L
LC 022D 09											31.75	1.250	0.40	2.30	5.26	0.207	F	H	M
LC 022D 10											38.10	1.500	0.35	2.00	5.79	0.228	F	H	M
LC 022D 11											44.45	1.750	0.30	1.70	6.83	0.269	G	J	N
LC 022D 12											50.80	2.000	0.25	1.40	7.95	0.313	G	J	N
LC 022D 13											57.15	2.250	0.21	1.20	9.07	0.357	H	K	P
LC 022D 14											63.50	2.500	0.19	1.10	9.93	0.391	H	K	P
LC 026D 01					0.66	0.026	5.94	0.234	19.13	4.30	11.13	0.438	2.28	13.00	3.00	0.118	C	E	J
LC 026D 02											12.70	0.500	2.01	11.50	3.33	0.131	C	E	J
LC 026D 03											14.30	0.563	1.75	10.00	3.66	0.144	D	F	K
LC 026D 04											15.88	0.625	1.58	9.00	3.84	0.151	D	F	K
LC 026D 05											17.48	0.688	1.40	8.00	4.17	0.164	D	F	K
LC 026D 06											19.05	0.750	1.31	7.50	4.32	0.170	D	F	K
LC 026D 07											20.65	0.813	1.23	7.00	4.65	0.183	E	G	L
LC 026D 08											22.23	0.875	1.05	6.00	5.23	0.206	E	G	L
LC 026D 09											23.83	0.938	0.96	5.50	5.31	0.209	E	G	L
LC 026D 10											25.40	1.000	0.88	5.00	5.82	0.229	F	H	M
LC 026D 11											31.75	1.250	0.75	4.30	6.48	0.255	F	H	M
LC 026D 12											38.10	1.500	0.61	3.50	7.65	0.301	F	H	M
LC 026D 13											44.45	1.750	0.53	3.00	8.71	0.343	G	J	N
LC 026D 14											50.80	2.000	0.46	2.60	9.75	0.384	G	J	N
LC 026D 15											57.15	2.250	0.40	2.30	11.07	0.436	H	K	P
LC 026D 16											63.50	2.500	0.37	2.10	12.17	0.479	H	K	P
LC 030D 01					0.76	0.030	5.79	0.228	26.69	6.00	11.13	0.438	3.50	20.00	3.89	0.153	C	E	J
LC 030D 02											12.70	0.500	2.98	17.00	4.27	0.168	C	E	J
LC 030D 03											14.30	0.563	2.63	15.00	4.65	0.183	D	F	K
LC 030D 04											15.88	0.625	2.33	13.30	5.03	0.198	D	F	K
LC 030D 05											17.48	0.688	2.10	12.00	5.41	0.213	D	F	K

† Indicates DIN Compression Springs meeting the design parameters outlined in Standard DIN 2098

Spring rates and maximum loads relate only to music wire.
When using stainless steel multiply by 0.833

COMPRESSION SPRINGS: STANDARD SERIES

● **End Coils Closed and Ground Square** ● **Music Wire (Plated) or Stainless Steel (Passivated)**

LEE STOCK NUMBER	OUTSIDE DIAMETER		TO WORK IN HOLE DIA. MIN		NOMINAL WIRE DIAMETER		TO WORK OVER ROD DIA. MAX		APPROXIMATE LOAD AT SOLID HEIGHT		NOMINAL FREE LENGTH		SPRING RATE		APPROXIMATE SOLID HEIGHT		PRICE GROUP		
																	Music Wire	302 Stainless	316 Stainless
	MM	IN	MM	IN	MM	IN	MM	IN	N	LB	MM	IN	N/MM	LB/IN	MM	IN	M	S	S316
LC 030D 06	7.62	0.300	7.95	0.313	0.76	0.030	5.79	0.228	26.69	6.00	19.05	0.750	1.93	11.00	5.87	0.231	D	F	K
LC 030D 07											20.65	0.813	1.75	10.00	6.25	0.246	E	G	L
LC 030D 08											22.23	0.875	1.63	9.30	6.63	0.261	E	G	L
LC 030D 09											23.83	0.938	1.51	8.60	7.01	0.276	E	G	L
LC 030D 10											25.40	1.000	1.40	8.00	7.39	0.291	F	H	M
LC 030D 11											31.75	1.250	1.10	6.30	8.97	0.353	F	H	M
LC 030D 12											38.10	1.500	0.91	5.20	10.52	0.414	F	H	M
LC 030D 13											44.45	1.750	0.79	4.50	12.04	0.474	G	J	N
LC 030D 14											50.80	2.000	0.67	3.80	13.64	0.537	G	J	N
LC 030D 15											57.15	2.250	0.60	3.40	15.44	0.608	H	K	P
LC 030D 16											63.50	2.500	0.54	3.10	17.02	0.670	H	K	P
LC 032D 01					0.81	0.032	5.69	0.224	33.36	7.50	11.13	0.438	4.73	27.00	4.29	0.169	C	E	J
LC 032D 02											12.70	0.500	4.03	23.00	4.70	0.185	C	E	J
LC 032D 03											14.30	0.563	3.50	20.00	5.11	0.201	D	F	K
LC 032D 04											15.88	0.625	3.15	18.00	5.51	0.217	D	F	K
LC 032D 05											17.48	0.688	2.80	16.00	6.12	0.241	D	F	K
LC 032D 06											19.05	0.750	2.63	15.00	6.32	0.249	D	F	K
LC 032D 07											20.65	0.813	2.36	13.50	6.73	0.265	E	G	L
LC 032D 08											22.23	0.875	2.10	12.00	7.34	0.289	E	G	L
LC 032D 09											23.83	0.938	1.93	11.00	7.95	0.313	E	G	L
LC 032D 10											25.40	1.000	1.75	10.00	8.56	0.337	F	H	M
LC 032D 11											31.75	1.250	1.51	8.60	9.73	0.383	F	H	M
LC 032D 12											38.10	1.500	1.23	7.00	11.43	0.450	F	H	M
LC 032D 13											44.45	1.750	1.05	6.00	13.16	0.518	G	J	N
LC 032D 14											50.80	2.000	0.93	5.30	14.53	0.572	G	J	N
LC 032D 15											57.15	2.250	0.82	4.70	16.13	0.635	H	K	P
LC 032D 16											63.50	2.500	0.72	4.10	17.78	0.700	H	K	P
LC 035D 01					0.89	0.035	5.54	0.218	43.59	9.80	9.53	0.375	8.04	45.90	4.24	0.167	C	E	J
LC 035D 02											11.13	0.438	6.65	38.00	4.75	0.187	C	E	J
LC 035D 03											12.70	0.500	5.69	32.50	5.23	0.206	D	F	K
LC 035D 04											14.30	0.563	4.97	28.40	5.74	0.226	D	F	K
LC 035D 05											15.88	0.625	4.41	25.20	6.22	0.245	D	F	K
LC 035D 06											17.48	0.688	3.97	22.70	6.73	0.265	D	F	K
LC 035D 07											19.05	0.750	3.59	20.50	7.21	0.284	E	G	L
LC 035D 08											20.65	0.813	3.31	18.90	7.72	0.304	E	G	L
LC 035D 09											22.23	0.875	3.05	17.40	8.20	0.323	E	G	L
LC 035D 10											23.83	0.938	2.82	16.10	8.71	0.343	E	G	L
LC 035D 11											25.40	1.000	2.63	15.00	9.19	0.362	F	H	M
LC 035D 12											28.58	1.125	2.33	13.30	10.19	0.401	F	H	M
LC 035D 13											31.75	1.250	2.08	11.90	11.18	0.440	F	H	M
LC 035D 14											34.93	1.375	1.87	10.70	12.17	0.479	F	H	M
LC 035D 15											38.10	1.500	1.72	9.80	13.16	0.518	G	J	N
LC 035D 16											44.45	1.750	1.45	8.30	15.14	0.596	G	J	N
LC 035D 17											50.80	2.000	1.26	7.20	17.12	0.674	G	J	N
LC 035D 18											57.15	2.250	1.12	6.40	19.10	0.752	H	K	P
LC 035D 19											63.50	2.500	1.02	5.80	21.08	0.830	H	K	P
LC 038D 01					0.97	0.038	5.38	0.212	54.71	12.30	9.53	0.375	11.21	64.00	4.62	0.182	C	E	J
LC 038D 02											11.13	0.438	9.28	53.00	5.11	0.201	C	E	J
LC 038D 03											12.70	0.500	8.05	46.00	5.56	0.219	D	F	K
LC 038D 04											14.30	0.563	6.83	39.00	6.30	0.248	D	F	K
LC 038D 05											15.88	0.625	6.13	35.00	6.78	0.267	D	F	K
LC 038D 06											17.48	0.688	5.25	30.00	7.52	0.296	D	F	K
LC 038D 07											19.05	0.750	4.90	28.00	8.00	0.315	E	G	L
LC 038D 08											20.65	0.813	4.55	26.00	8.48	0.334	E	G	L
LC 038D 09											22.23	0.875	4.03	23.00	9.45	0.372	E	G	L
LC 038D 10											23.83	0.938	3.85	22.00	9.68	0.381	E	G	L
LC 038D 11											25.40	1.000	3.68	21.00	10.16	0.400	F	H	M
LC 038D 12											28.58	1.125	3.33	19.00	10.87	0.428	F	H	M
LC 038D 13											31.75	1.250	2.80	16.00	12.57	0.495	F	H	M
LC 038D 14											34.93	1.375	2.63	15.00	13.54	0.533	F	H	M
LC 038D 15											38.10	1.500	2.36	13.50	14.50	0.571	G	J	N

† **Indicates DIN Compression Springs meeting the design parameters outlined in Standard DIN 2098**

COMPRESSION SPRINGS: STANDARD SERIES

● End Coils Closed and Ground Square ● Music Wire (Plated) or Stainless Steel (Passivated)

LEE STOCK NUMBER	OUTSIDE DIAMETER		TO WORK IN HOLE DIA. MIN		NOMINAL WIRE DIAMETER		TO WORK OVER ROD DIA. MAX		APPROXIMATE LOAD AT SOLID HEIGHT		NOMINAL FREE LENGTH		SPRING RATE		APPROXIMATE SOLID HEIGHT		PRICE GROUP		
																	Music Wire	302 Stainless	316 Stainless
	MM	IN	MM	IN	MM	IN	MM	IN	N	LB	MM	IN	N/MM	LB/IN	MM	IN	M	S	S316
LC 038D 16	7.62	0.300	7.95	0.313	0.97	0.038	5.38	0.212	54.71	12.30	44.45	1.750	1.98	11.30	16.81	0.662	G	J	N
LC 038D 17											50.80	2.000	1.66	9.50	19.61	0.772	H	K	P
LC 038D 18											57.15	2.250	1.51	8.60	21.79	0.858	H	K	P
LC 038D 19											63.50	2.500	1.35	7.70	23.98	0.944	H	K	P
LC 040D 01					1.02	0.040	5.31	0.209	64.50	14.50	9.53	0.375	14.01	80.00	4.95	0.195	E	G	L
LC 040D 02											11.13	0.438	11.91	68.00	5.54	0.218	E	G	L
LC 040D 03											12.70	0.500	9.98	57.00	6.15	0.242	E	G	L
LC 040D 04											14.30	0.563	8.58	49.00	6.65	0.262	F	H	M
LC 040D 05											15.88	0.625	7.70	44.00	7.37	0.290	F	H	M
LC 040D 06											17.48	0.688	6.83	39.00	7.98	0.314	F	H	M
LC 040D 07											19.05	0.750	6.13	35.00	8.69	0.342	F	H	M
LC 040D 08											20.65	0.813	5.60	32.00	9.30	0.366	G	J	N
LC 040D 09											22.23	0.875	5.25	30.00	10.01	0.394	G	J	N
LC 040D 10											23.83	0.938	4.90	28.00	10.16	0.400	G	J	N
LC 040D 11											25.40	1.000	4.55	26.00	10.92	0.430	H	K	P
LC 040D 12											28.58	1.125	4.03	23.00	12.04	0.474	H	K	P
LC 040D 13											31.75	1.250	3.50	20.00	13.00	0.512	H	K	P
LC 040D 14											34.93	1.375	3.15	18.00	13.97	0.550	H	K	P
LC 040D 15											38.10	1.500	2.80	16.00	16.51	0.650	J	L	Q
LC 040D 16											44.45	1.750	2.45	14.00	17.53	0.690	J	L	Q
LC 040D 17											50.80	2.000	2.10	12.00	20.57	0.810	K	M	R
LC 040D 18											57.15	2.250	1.87	10.70	23.04	0.907	K	M	R
LC 040D 19											63.50	2.500	1.68	9.60	25.40	1.000	K	M	R
LC 042D 01					1.07	0.042	5.21	0.205	72.50	16.30	9.53	0.375	18.39	105.00	5.11	0.201	E	G	L
LC 042D 02											11.13	0.438	15.41	88.00	5.59	0.220	E	G	L
LC 042D 03											12.70	0.500	12.26	70.00	6.43	0.253	E	G	L
LC 042D 04											14.30	0.563	10.51	60.00	7.24	0.285	F	H	M
LC 042D 05											15.88	0.625	9.11	52.00	8.03	0.316	F	H	M
LC 042D 06											17.48	0.688	8.05	46.00	8.56	0.337	F	H	M
LC 042D 07											19.05	0.750	7.35	42.00	9.09	0.358	F	H	M
LC 042D 08											20.65	0.813	6.65	38.00	9.91	0.390	G	J	N
LC 042D 09											22.23	0.875	5.95	34.00	10.69	0.421	G	J	N
LC 042D 10											23.83	0.938	5.60	32.00	11.48	0.452	G	J	N
LC 042D 11											25.40	1.000	5.25	30.00	12.04	0.474	H	K	P
LC 042D 12											28.58	1.125	4.90	28.00	12.85	0.506	H	K	P
LC 042D 13											31.75	1.250	4.20	24.00	14.71	0.579	H	K	P
LC 042D 14											34.93	1.375	3.85	22.00	16.03	0.631	H	K	P
LC 042D 15											38.10	1.500	3.50	20.00	17.09	0.673	J	L	Q
LC 042D 16											44.45	1.750	2.89	16.50	19.96	0.786	J	L	Q
LC 042D 17											50.80	2.000	2.54	14.50	22.45	0.884	K	M	R
LC 042D 18											57.15	2.250	2.28	13.00	25.27	0.995	K	M	R
LC 042D 19											63.50	2.500	2.03	11.60	27.41	1.079	K	M	R
LC 045D 01					1.14	0.045	5.05	0.199	88.07	19.80	9.53	0.375	21.71	124.00	5.74	0.226	E	G	L
LC 045D 02											11.13	0.438	18.04	103.00	6.60	0.260	E	G	L
LC 045D 03											12.70	0.500	15.76	90.00	6.88	0.271	E	G	L
LC 045D 04											14.30	0.563	13.48	77.00	8.03	0.316	F	H	M
LC 045D 05											15.88	0.625	12.08	69.00	8.61	0.339	F	H	M
LC 045D 06											17.48	0.688	10.68	61.00	9.45	0.372	F	H	M
LC 045D 07											19.05	0.750	9.63	55.00	10.31	0.406	F	H	M
LC 045D 08											20.65	0.813	8.93	51.00	10.59	0.417	G	J	N
LC 045D 09											22.23	0.875	8.05	46.00	11.46	0.451	G	J	N
LC 045D 10											23.83	0.938	7.35	42.00	12.60	0.496	G	J	N
LC 045D 11											25.40	1.000	7.00	40.00	13.16	0.518	H	K	P
LC 045D 12											28.58	1.125	6.30	36.00	14.33	0.564	H	K	P
LC 045D 13											31.75	1.250	5.60	32.00	16.03	0.631	H	K	P
LC 045D 14											34.93	1.375	5.08	29.00	16.87	0.664	H	K	P
LC 045D 15											38.10	1.500	4.55	26.00	18.87	0.743	J	L	Q
LC 045D 16											44.45	1.750	3.85	22.00	21.84	0.860	J	L	Q
LC 045D 17											50.80	2.000	3.33	19.00	24.38	0.960	K	M	R
LC 045D 18											57.15	2.250	2.98	17.00	27.43	1.080	K	M	R
LC 045D 19											63.50	2.500	2.68	15.30	30.25	1.191	K	M	R

† Indicates DIN Compression Springs meeting the design parameters outlined in Standard DIN 2098

Spring rates and maximum loads relate only to music wire.
When using stainless steel multiply by 0.833

COMPRESSION SPRINGS: STANDARD SERIES

● End Coils Closed and Ground Square ● Music Wire (Plated) or Stainless Steel (Passivated)

LEE STOCK NUMBER	OUTSIDE DIAMETER		TO WORK IN HOLE DIA. MIN		NOMINAL WIRE DIAMETER		TO WORK OVER ROD DIA. MAX		APPROXIMATE LOAD AT SOLID HEIGHT		NOMINAL FREE LENGTH		SPRING RATE		APPROXIMATE SOLID HEIGHT		PRICE GROUP		
																	Music Wire	302 Stainless	316 Stainless
	MM	IN	MM	IN	MM	IN	MM	IN	N	LB	MM	IN	N/MM	LB/IN	MM	IN	M	S	S316
LC 047D 01	7.62	0.300	7.95	0.313	1.19	0.047	4.95	0.195	107.86	24.25	9.53	0.375	27.86	159.10	5.94	0.234	E	G	L
LC 047D 02											11.13	0.438	23.17	132.30	6.65	0.262	E	G	L
LC 047D 03											12.70	0.500	19.63	112.10	7.42	0.292	E	G	L
LC 047D 04											14.30	0.563	17.02	97.20	8.18	0.322	F	H	M
LC 047D 05											15.88	0.625	15.01	85.70	8.94	0.352	F	H	M
LC 047D 06											17.48	0.688	13.43	76.70	9.70	0.382	F	H	M
LC 047D 07											19.05	0.750	12.13	69.30	10.46	0.412	G	J	N
LC 047D 08											20.65	0.813	11.08	63.30	11.23	0.442	G	J	N
LC 047D 09											22.23	0.875	10.19	58.20	11.99	0.472	H	K	P
LC 047D 10											23.83	0.938	9.46	54.00	12.75	0.502	H	K	P
LC 047D 11											25.40	1.000	8.79	50.20	13.54	0.533	J	L	Q
LC 047D 12											28.58	1.125	7.72	44.10	15.06	0.593	J	L	Q
LC 047D 13											31.75	1.250	6.90	39.40	16.59	0.653	J	L	Q
LC 047D 14											34.93	1.375	6.22	35.50	18.11	0.713	K	M	R
LC 047D 15											38.10	1.500	5.67	32.40	19.63	0.773	K	M	R
LC 047D 16											44.45	1.750	4.82	27.50	22.68	0.893	L	N	S
LC 047D 17											50.80	2.000	4.18	23.90	25.73	1.013	L	N	S
LC 047D 18											57.15	2.250	3.69	21.10	28.80	1.134	M	P	T
LC 047D 19											63.50	2.500	3.31	18.90	31.85	1.254	M	P	T
LC 047D 20											69.85	2.750	2.99	17.10	34.95	1.376	N	Q	U
LC 047D 21											76.20	3.000	2.75	15.70	37.85	1.490	N	Q	U
LC 049D 01					1.24	0.049	4.85	0.191	119.16	26.79	9.53	0.375	33.86	193.40	6.20	0.244	E	G	L
LC 049D 02											11.13	0.438	27.60	157.60	7.01	0.276	E	G	L
LC 049D 03											12.70	0.500	23.34	133.30	7.82	0.308	E	G	L
LC 049D 04											14.30	0.563	20.21	115.40	8.64	0.340	F	H	M
LC 049D 05											15.88	0.625	17.79	101.60	9.45	0.372	F	H	M
LC 049D 06											17.48	0.688	15.93	91.00	10.26	0.404	G	J	N
LC 049D 07											19.05	0.750	14.39	82.20	11.10	0.437	G	J	N
LC 049D 08											20.65	0.813	13.15	75.10	11.91	0.469	H	K	P
LC 049D 09											22.23	0.875	12.08	69.00	12.73	0.501	H	K	P
LC 049D 10											23.83	0.938	11.19	63.90	13.54	0.533	J	L	Q
LC 049D 11											25.40	1.000	10.40	59.40	14.35	0.565	J	L	Q
LC 049D 12											28.58	1.125	9.14	52.20	16.00	0.630	K	M	R
LC 049D 13											31.75	1.250	8.14	46.50	17.63	0.694	K	M	R
LC 049D 14											34.93	1.375	7.35	42.00	19.28	0.759	L	N	S
LC 049D 15											38.10	1.500	6.69	38.20	20.90	0.823	L	N	S
LC 049D 16											44.45	1.750	5.67	32.40	24.18	0.952	M	P	T
LC 049D 17											50.80	2.000	4.94	28.20	27.43	1.080	M	P	T
LC 049D 18											57.15	2.250	4.36	24.90	30.71	1.209	N	Q	U
LC 049D 19											63.50	2.500	3.90	22.30	33.99	1.338	N	Q	U
LC 049D 20											69.85	2.750	3.54	20.20	37.26	1.467	P	R	V
LC 049D 21											76.20	3.000	3.22	18.40	40.67	1.601	P	R	V
LC 051D 01					1.30	0.051	4.75	0.187	130.33	29.30	9.53	0.375	40.26	229.90	6.48	0.255	E	G	L
LC 051D 02											11.13	0.438	32.71	186.80	7.37	0.290	E	G	L
LC 051D 03											12.70	0.500	27.61	157.70	8.23	0.324	E	G	L
LC 051D 04											14.30	0.563	23.90	136.50	9.09	0.358	F	H	M
LC 051D 05											15.88	0.625	21.01	120.00	9.98	0.393	F	H	M
LC 051D 06											17.48	0.688	18.79	107.30	10.85	0.427	G	J	N
LC 051D 07											19.05	0.750	16.97	96.90	11.71	0.461	G	J	N
LC 051D 08											20.65	0.813	15.48	88.40	12.60	0.496	H	K	P
LC 051D 09											22.23	0.875	14.22	81.20	13.46	0.530	H	K	P
LC 051D 10											23.83	0.938	13.17	75.20	14.33	0.564	J	L	Q
LC 051D 11											25.40	1.000	12.24	69.90	15.21	0.599	J	L	Q
LC 051D 12											28.58	1.125	10.75	61.40	16.97	0.668	K	M	R
LC 051D 13											31.75	1.250	9.58	54.70	18.72	0.737	K	M	R
LC 051D 14											34.93	1.375	8.63	49.30	20.45	0.805	L	N	S
LC 051D 15											38.10	1.500	7.86	44.90	22.20	0.874	L	N	S
LC 051D 16											44.45	1.750	6.67	38.10	25.68	1.011	M	P	T
LC 051D 17											50.80	2.000	5.80	33.10	29.18	1.149	M	P	T
LC 051D 18											57.15	2.250	5.11	29.20	32.69	1.287	N	Q	U
LC 051D 19											63.50	2.500	4.59	26.20	36.17	1.424	N	Q	U

† Indicates DIN Compression Springs meeting the design parameters outlined in Standard DIN 2098

COMPRESSION SPRINGS: STANDARD SERIES

● **End Coils Closed and Ground Square** ● **Music Wire (Plated) or Stainless Steel (Passivated)**

LEE STOCK NUMBER	OUTSIDE DIAMETER		TO WORK IN HOLE DIA. MIN		NOMINAL WIRE DIAMETER		TO WORK OVER ROD DIA. MAX		APPROXIMATE LOAD AT SOLID HEIGHT		NOMINAL FREE LENGTH		SPRING RATE		APPROXIMATE SOLID HEIGHT		PRICE GROUP		
																	Music Wire	302 Stainless	316 Stainless
	MM	IN	MM	IN	MM	IN	MM	IN	N	LB	MM	IN	N/MM	LB/IN	MM	IN	M	S	S316
LC 016DE 01	7.92	0.312	8.33	0.328	0.41	0.016	6.76	0.266	2.46	0.55	6.35	0.250	0.50	2.84	1.39	0.055	C	E	J
LC 016DE 02											7.95	0.313	0.39	2.21	1.55	0.061	C	E	J
LC 016DE 03											9.53	0.375	0.32	1.80	1.72	0.068	C	E	J
LC 016DE 04											11.13	0.438	0.27	1.52	1.88	0.074	C	E	J
LC 016DE 05											12.70	0.500	0.23	1.32	2.04	0.080	D	F	K
LC 016DE 06											14.30	0.563	0.20	1.17	2.19	0.086	D	F	K
LC 016DE 07											15.88	0.625	0.18	1.04	2.36	0.093	D	F	K
LC 016DE 08											17.48	0.688	0.17	0.94	2.52	0.099	D	F	K
LC 016DE 09											19.05	0.750	0.15	0.86	2.68	0.105	E	G	L
LC 016DE 10											20.65	0.813	0.14	0.79	2.84	0.112	E	G	L
LC 016DE 11											22.23	0.875	0.13	0.73	3.00	0.118	E	G	L
LC 016DE 12											23.83	0.938	0.12	0.68	3.16	0.124	E	G	L
LC 016DE 13											25.40	1.000	0.11	0.64	3.32	0.131	F	H	M
LC 016DE 14											31.75	1.250	0.09	0.51	3.96	0.156	F	H	M
LC 016DE 15											38.10	1.500	0.07	0.42	4.60	0.181	F	H	M
LC 016DE 16											44.45	1.750	0.06	0.36	5.24	0.206	G	J	N
LC 016DE 17											50.80	2.000	0.06	0.31	5.89	0.232	G	J	N
LC 023DE 01					0.58	0.023	6.48	0.255	5.32	1.20	9.53	0.375	0.86	4.91	3.34	0.131	C	E	J
LC 023DE 02											11.13	0.438	0.72	4.12	3.74	0.147	C	E	J
LC 023DE 03											12.70	0.500	0.62	3.55	4.15	0.163	D	F	K
LC 023DE 04											14.30	0.563	0.55	3.12	4.55	0.179	D	F	K
LC 023DE 05											15.88	0.625	0.49	2.79	4.96	0.195	D	F	K
LC 023DE 06											17.48	0.688	0.44	2.51	5.36	0.211	D	F	K
LC 023DE 07											19.05	0.750	0.40	2.29	5.77	0.227	E	G	L
LC 023DE 08											20.65	0.813	0.37	2.10	6.17	0.243	E	G	L
LC 023DE 09											22.23	0.875	0.34	1.95	6.58	0.259	E	G	L
LC 023DE 10											23.83	0.938	0.32	1.81	6.99	0.275	E	G	L
LC 023DE 11											25.40	1.000	0.30	1.69	7.39	0.291	F	H	M
LC 023DE 12											31.75	1.250	0.23	1.34	9.01	0.355	F	H	M
LC 023DE 13											34.93	1.375	0.21	1.21	9.82	0.387	F	H	M
LC 023DE 14											38.10	1.500	0.19	1.11	10.63	0.419	G	J	N
LC 023DE 15											44.45	1.750	0.17	0.95	12.25	0.482	G	J	N
LC 023DE 16											50.80	2.000	0.14	0.83	13.87	0.546	G	J	N
LC 023DE 17											57.15	2.250	0.13	0.73	15.49	0.610	H	K	P
LC 023DE 18											63.50	2.500	0.12	0.66	17.11	0.674	H	K	P
LC 026DE 01					0.66	0.026	6.30	0.248	10.75	2.42	11.13	0.438	1.46	8.33	3.75	0.148	D	F	K
LC 026DE 02											12.70	0.500	1.26	7.18	4.14	0.163	D	F	K
LC 026DE 03											14.30	0.563	1.10	6.29	4.53	0.178	D	F	K
LC 026DE 04											15.88	0.625	0.98	5.61	4.91	0.193	D	F	K
LC 026DE 05											17.48	0.688	0.88	5.05	5.30	0.209	E	G	L
LC 026DE 06											19.05	0.750	0.81	4.61	5.69	0.224	E	G	L
LC 026DE 07											20.65	0.813	0.74	4.22	6.08	0.239	E	G	L
LC 026DE 08											22.23	0.875	0.68	3.91	6.46	0.254	E	G	L
LC 026DE 09											23.83	0.938	0.64	3.63	6.85	0.270	F	H	M
LC 026DE 10											25.40	1.000	0.59	3.39	7.24	0.285	F	H	M
LC 026DE 11											31.75	1.250	0.47	2.68	8.79	0.346	F	H	M
LC 026DE 12											38.10	1.500	0.39	2.22	10.34	0.407	G	J	N
LC 026DE 13											44.45	1.750	0.33	1.89	11.89	0.468	G	J	N
LC 026DE 14											50.80	2.000	0.29	1.65	13.44	0.529	G	J	N
LC 026DE 15											57.15	2.250	0.26	1.46	14.99	0.590	H	K	P
LC 026DE 16											63.50	2.500	0.23	1.31	16.54	0.651	H	K	P
LC 047DE 01					1.19	0.047	5.28	0.208	59.08	13.28	9.53	0.375	20.35	116.19	6.62	0.261	E	G	L
LC 047DE 02											11.13	0.438	16.62	94.91	7.55	0.297	E	G	L
LC 047DE 03											12.70	0.500	14.08	80.42	8.47	0.334	E	G	L
LC 047DE 04											14.30	0.563	12.22	69.76	9.39	0.370	E	G	L
LC 047DE 05											15.88	0.625	10.77	61.49	10.32	0.406	F	H	M
LC 047DE 06											17.48	0.688	9.64	55.06	11.24	0.443	F	H	M
LC 047DE 07											19.05	0.750	8.71	49.77	12.17	0.479	F	H	M
LC 047DE 08											20.65	0.813	7.96	45.47	13.09	0.516	F	H	M
LC 047DE 09											22.23	0.875	7.32	41.81	14.03	0.552	G	J	N
LC 047DE 10											23.83	0.938	6.78	38.73	14.95	0.588	G	J	N

† Indicates DIN Compression Springs meeting the design parameters outlined in Standard DIN 2098

Spring rates and maximum loads relate only to music wire.
When using stainless steel multiply by 0.833

COMPRESSION SPRINGS: STANDARD SERIES

● **End Coils Closed and Ground Square** ● **Music Wire (Plated) or Stainless Steel (Passivated)**

LEE STOCK NUMBER	OUTSIDE DIAMETER		TO WORK IN HOLE DIA. MIN		NOMINAL WIRE DIAMETER		TO WORK OVER ROD DIA. MAX		APPROXIMATE LOAD AT SOLID HEIGHT		NOMINAL FREE LENGTH		SPRING RATE		APPROXIMATE SOLID HEIGHT		PRICE GROUP		
																	Music Wire	302 Stainless	316 Stainless
	MM	IN	MM	IN	MM	IN	MM	IN	N	LB	MM	IN	N/MM	LB/IN	MM	IN	M	S	S316
LC 047DE 11	7.92	0.312	8.33	0.328	1.19	0.047	5.28	0.208	59.08	13.28	25.40	1.000	6.31	36.04	15.88	0.625	G	J	N
LC 047DE 12											28.58	1.125	5.55	31.67	17.73	0.698	G	J	N
LC 047DE 13											31.75	1.250	4.95	28.24	19.58	0.771	H	K	P
LC 047DE 14											34.93	1.375	4.46	25.49	21.43	0.844	H	K	P
LC 047DE 15											38.10	1.500	4.07	23.22	23.28	0.917	H	K	P
LC 047DE 16											44.45	1.750	3.45	19.72	26.99	1.063	H	K	P
LC 047DE 17											50.80	2.000	3.00	17.13	30.69	1.208	J	L	Q
LC 047DE 18											57.15	2.250	2.65	15.14	34.39	1.354	J	L	Q
LC 047DE 19											63.50	2.500	2.38	13.57	38.10	1.500	J	L	Q
LC 047DE 20											69.85	2.750	2.15	12.29	41.80	1.646	K	M	R
LC 047DE 21											76.20	3.000	1.97	11.24	45.50	1.792	K	M	R
LCM063DF 01†	8.63	0.340	9.40	0.370	0.63	0.025	6.80	0.268	11.40	2.56	16.00	0.630	0.91	5.19	3.45	0.136	H	K	SPECIAL
LCM063DF 02†											24.50	0.965	0.58	3.30	4.72	0.186	H	K	SPECIAL
LCM063DF 03†											37.00	1.457	0.37	2.14	6.60	0.260	H	K	SPECIAL
LCM063DF 04†											55.00	2.165	0.25	1.45	9.14	0.360	H	K	SPECIAL
LCM063DF 05†											80.50	3.169	0.17	0.98	12.90	0.508	H	K	SPECIAL
LCM080DG 01†	8.80	0.346	9.60	0.378	0.80	0.032	6.60	0.260	23.00	5.17	14.50	0.571	2.36	13.50	4.39	0.173	H	K	SPECIAL
LCM080DG 02†											21.50	0.846	1.50	8.59	5.99	0.236	H	K	SPECIAL
LCM080DG 03†											32.00	1.260	0.97	5.56	8.41	0.331	H	K	SPECIAL
LCM080DG 04†											47.00	1.850	0.66	3.78	11.61	0.457	H	K	SPECIAL
LCM080DG 05†											68.00	2.677	0.45	2.55	16.41	0.646	H	K	SPECIAL
LCM065E 01	9.00	0.354	9.50	0.374	0.65	0.026	7.20	0.283	15.21	3.42	12.50	0.492	1.54	8.80	2.64	0.104	C	E	SPECIAL
LCM065E 02											14.00	0.551	1.36	7.76	2.82	0.111	C	E	SPECIAL
LCM065E 03											15.50	0.610	1.22	6.94	3.00	0.118	D	F	SPECIAL
LCM065E 04											17.00	0.669	1.10	6.28	3.18	0.125	D	F	SPECIAL
LCM065E 05											19.00	0.748	0.98	5.57	3.40	0.134	D	F	SPECIAL
LCM065E 06											21.00	0.827	0.88	5.00	3.66	0.144	E	G	SPECIAL
LCM065E 07											23.00	0.906	0.79	4.54	3.89	0.153	E	G	SPECIAL
LCM065E 08											25.00	0.984	0.73	4.16	4.14	0.163	E	G	SPECIAL
LCM065E 09											27.50	1.083	0.66	3.76	4.42	0.174	F	H	SPECIAL
LCM065E 10											30.00	1.181	0.60	3.43	4.72	0.186	F	H	SPECIAL
LCM065E 11											35.00	1.378	0.51	2.92	5.33	0.210	F	H	SPECIAL
LCM065E 12											40.00	1.575	0.45	2.55	5.92	0.233	G	J	SPECIAL
LCM065E 13											45.00	1.772	0.40	2.26	6.53	0.257	G	J	SPECIAL
LCM065E 14											50.00	1.969	0.35	2.02	7.11	0.280	G	J	SPECIAL
LCM065E 15											55.00	2.165	0.32	1.84	7.72	0.304	H	K	SPECIAL
LCM065E 16											60.00	2.362	0.29	1.68	8.31	0.327	H	K	SPECIAL
LCM095E 01					0.95	0.037	6.60	0.260	45.10	10.14	11.00	0.433	6.64	37.93	4.22	0.166	C	E	SPECIAL
LCM095E 02											12.50	0.492	5.71	32.60	4.60	0.181	C	E	SPECIAL
LCM095E 03											14.00	0.551	4.99	28.50	4.98	0.196	C	E	SPECIAL
LCM095E 04											15.50	0.610	4.45	25.40	5.36	0.211	D	F	SPECIAL
LCM095E 05											17.00	0.669	4.00	22.86	5.74	0.226	D	F	SPECIAL
LCM095E 06											19.00	0.748	3.54	20.19	6.25	0.246	D	F	SPECIAL
LCM095E 07											21.00	0.827	3.17	18.10	6.76	0.266	E	G	SPECIAL
LCM095E 08											23.00	0.906	2.87	16.40	7.26	0.286	E	G	SPECIAL
LCM095E 09											25.00	0.984	2.61	14.90	7.77	0.306	E	G	SPECIAL
LCM095E 10											27.50	1.083	2.36	13.50	8.41	0.331	F	H	SPECIAL
LCM095E 11											30.00	1.181	2.15	12.30	9.02	0.355	F	H	SPECIAL
LCM095E 12											35.00	1.378	1.82	10.40	10.29	0.405	F	H	SPECIAL
LCM095E 13											40.00	1.575	1.59	9.06	11.56	0.455	G	J	SPECIAL
LCM095E 14											45.00	1.772	1.40	8.00	12.83	0.505	G	J	SPECIAL
LCM095E 15											50.00	1.969	1.26	7.20	14.10	0.555	G	J	SPECIAL
LCM095E 16											55.00	2.165	1.14	6.50	15.37	0.605	H	K	SPECIAL
LCM095E 17											60.00	2.362	1.03	5.90	16.51	0.650	H	K	SPECIAL
LCM095E 18											65.00	2.559	0.96	5.50	17.91	0.705	H	K	SPECIAL
LCM100E 01†			9.60	0.378	1.00	0.039	6.50	0.256	42.23	9.50	13.00	0.512	5.77	32.96	5.51	0.217	G	J	SPECIAL
LCM100E 02†											19.00	0.748	3.67	20.97	7.49	0.295	G	J	SPECIAL
LCM100E 03†											28.50	1.122	2.38	13.57	10.49	0.413	G	J	SPECIAL
LCM100E 04†											40.50	1.594	1.62	9.23	14.50	0.571	G	J	SPECIAL
LCM100E 05†											59.00	2.323	1.09	6.24	20.50	0.807	G	J	SPECIAL

† **Indicates DIN Compression Springs meeting the design parameters outlined in Standard DIN 2098**

COMPRESSION SPRINGS: STANDARD SERIES

● End Coils Closed and Ground Square ● Music Wire (Plated) or Stainless Steel (Passivated)

LEE STOCK NUMBER	OUTSIDE DIAMETER		TO WORK IN HOLE DIA. MIN		NOMINAL WIRE DIAMETER		TO WORK OVER ROD DIA. MAX		APPROXIMATE LOAD AT SOLID HEIGHT		NOMINAL FREE LENGTH		SPRING RATE		APPROXIMATE SOLID HEIGHT		PRICE GROUP		
																	Music Wire	302 Stainless	316 Stainless
	MM	IN	MM	IN	MM	IN	MM	IN	N	LB	MM	IN	N/MM	LB/IN	MM	IN	M	S	S316
LCM110E 01	9.00	0.354	9.50	0.374	1.10	0.043	6.30	0.248	70.59	15.87	11.00	0.433	11.85	67.70	5.05	0.199	E	G	SPECIAL
LCM110E 02											12.50	0.492	10.14	57.90	5.54	0.218	E	G	SPECIAL
LCM110E 03											14.00	0.551	8.84	50.50	6.02	0.237	E	G	SPECIAL
LCM110E 04											15.50	0.610	7.84	44.80	6.50	0.256	E	G	SPECIAL
LCM110E 05											17.00	0.669	7.06	40.30	6.99	0.275	F	H	SPECIAL
LCM110E 06											19.00	0.748	6.22	35.50	7.65	0.301	F	H	SPECIAL
LCM110E 07											21.00	0.827	5.55	31.70	8.28	0.326	F	H	SPECIAL
LCM110E 08											23.00	0.906	5.03	28.70	8.94	0.352	F	H	SPECIAL
LCM110E 09											25.00	0.984	4.57	26.10	9.58	0.377	F	H	SPECIAL
LCM110E 10											27.50	1.083	4.13	23.60	10.39	0.409	G	J	SPECIAL
LCM110E 11											30.00	1.181	3.75	21.40	11.20	0.441	G	J	SPECIAL
LCM110E 12											35.00	1.378	3.19	18.20	12.80	0.504	G	J	SPECIAL
LCM110E 13											40.00	1.575	2.77	15.80	14.43	0.568	H	K	SPECIAL
LCM110E 14											45.00	1.772	2.43	13.90	16.05	0.632	H	K	SPECIAL
LCM110E 15											50.00	1.969	2.19	12.50	17.68	0.696	H	K	SPECIAL
LCM110E 16											55.00	2.165	1.98	11.29	19.28	0.759	J	L	SPECIAL
LCM110E 17											60.00	2.362	1.80	10.30	20.90	0.823	J	L	SPECIAL
LCM110E 18											65.00	2.559	1.66	9.50	22.53	0.887	K	M	SPECIAL
LC 026E 01	9.14	0.360	9.53	0.375	0.66	0.026	7.39	0.291	15.57	3.50	12.70	0.500	1.58	9.00	2.74	0.108	C	E	J
LC 026E 02											14.30	0.563	1.40	8.00	2.92	0.115	C	E	J
LC 026E 03											15.88	0.625	1.23	7.00	3.15	0.124	D	F	K
LC 026E 04											17.48	0.688	1.14	6.50	3.33	0.131	D	F	K
LC 026E 05											19.05	0.750	1.05	6.00	3.51	0.138	D	F	K
LC 026E 06											20.65	0.813	0.96	5.50	3.66	0.144	E	G	L
LC 026E 07											22.23	0.875	0.88	5.00	3.84	0.151	E	G	L
LC 026E 08											23.83	0.938	0.79	4.50	3.99	0.157	E	G	L
LC 026E 09											25.40	1.000	0.70	4.00	4.32	0.170	F	H	M
LC 026E 10											28.58	1.125	0.61	3.50	4.83	0.190	F	H	M
LC 026E 11											31.75	1.250	0.58	3.30	5.33	0.210	F	H	M
LC 026E 12											38.10	1.500	0.47	2.70	6.07	0.239	G	J	N
LC 026E 13											44.45	1.750	0.42	2.40	6.35	0.250	G	J	N
LC 026E 14											50.80	2.000	0.37	2.10	7.06	0.278	H	K	P
LC 026E 15											57.15	2.250	0.33	1.90	8.05	0.317	H	K	P
LC 029E 01					0.74	0.029	7.32	0.288	20.02	4.50	12.70	0.500	2.14	12.20	3.58	0.141	C	E	J
LC 029E 02											14.30	0.563	1.87	10.70	3.84	0.151	D	F	K
LC 029E 03											15.88	0.625	1.68	9.60	4.09	0.161	D	F	K
LC 029E 04											17.48	0.688	1.51	8.60	4.34	0.171	D	F	K
LC 029E 05											19.05	0.750	1.33	7.60	4.60	0.181	D	F	K
LC 029E 06											20.65	0.813	1.23	7.00	4.88	0.192	E	G	L
LC 029E 07											22.23	0.875	1.14	6.50	5.13	0.202	E	G	L
LC 029E 08											23.83	0.938	1.07	6.10	5.41	0.213	E	G	L
LC 029E 09											25.40	1.000	1.00	5.70	5.64	0.222	F	H	M
LC 029E 10											28.58	1.125	0.88	5.00	6.15	0.242	F	H	M
LC 029E 11											31.75	1.250	0.77	4.40	6.71	0.264	F	H	M
LC 029E 12											34.93	1.375	0.70	4.00	7.19	0.283	F	H	M
LC 029E 13											38.10	1.500	0.65	3.70	7.72	0.304	G	J	N
LC 029E 14											44.45	1.750	0.56	3.20	8.48	0.334	G	J	N
LC 029E 15											50.80	2.000	0.47	2.70	9.75	0.384	H	K	P
LC 032E 0					0.81	0.032	7.16	0.282	28.02	6.30	9.53	0.375	4.47	25.50	3.05	0.120	C	E	J
LC 032E 01											12.70	0.500	3.15	18.00	3.68	0.145	C	E	J
LC 032E 02											14.30	0.563	2.80	16.00	4.09	0.161	D	F	K
LC 032E 03											15.88	0.625	2.54	14.50	4.29	0.169	D	F	K
LC 032E 04											17.48	0.688	2.28	13.00	4.50	0.177	D	F	K
LC 032E 05											19.05	0.750	2.10	12.00	4.70	0.185	D	F	K
LC 032E 06											20.65	0.813	1.93	11.00	5.11	0.201	E	G	L
LC 032E 07											22.23	0.875	1.75	10.00	5.31	0.209	E	G	L
LC 032E 08											23.83	0.938	1.66	9.50	5.72	0.225	E	G	L
LC 032E 09											25.40	1.000	1.49	8.50	6.12	0.241	F	H	M
LC 032E 10											28.58	1.125	1.31	7.50	6.73	0.265	F	H	M
LC 032E 11											31.75	1.250	1.23	7.00	7.04	0.277	F	H	M
LC 032E 12											34.93	1.375	1.14	6.50	7.54	0.297	F	H	M

† Indicates DIN Compression Springs meeting the design parameters outlined in Standard DIN 2098

Spring rates and maximum loads relate only to music wire.
When using stainless steel multiply by 0.833

COMPRESSION SPRINGS: STANDARD SERIES

● End Coils Closed and Ground Square ● Music Wire (Plated) or Stainless Steel (Passivated)

LEE STOCK NUMBER	OUTSIDE DIAMETER		TO WORK IN HOLE DIA. MIN		NOMINAL WIRE DIAMETER		TO WORK OVER ROD DIA. MAX		APPROXIMATE LOAD AT SOLID HEIGHT		NOMINAL FREE LENGTH		SPRING RATE		APPROXIMATE SOLID HEIGHT		PRICE GROUP		
																	Music Wire	302 Stainless	316 Stainless
	MM	IN	MM	IN	MM	IN	MM	IN	N	LB	MM	IN	N/MM	LB/IN	MM	IN	M	S	S316
LC 032E 13	9.14	0.360	9.53	0.375	0.81	0.032	7.16	0.282	28.02	6.30	38.10	1.500	0.96	5.50	8.59	0.338	G	J	N
LC 032E 14											44.45	1.750	0.81	4.60	9.68	0.381	G	J	N
LC 032E 15											50.80	2.000	0.70	4.00	10.69	0.421	H	K	P
LC 032E 16											57.15	2.250	0.63	3.60	11.96	0.471	H	K	P
LC 032E 17											63.50	2.500	0.56	3.20	13.06	0.514	H	K	P
LC 035E 01					0.89	0.035	7.04	0.277	34.69	7.80	11.13	0.438	4.87	27.80	4.17	0.164	C	E	J
LC 035E 02											12.70	0.500	4.15	23.70	4.52	0.178	C	E	J
LC 035E 03											14.30	0.563	3.55	20.30	4.93	0.194	D	F	K
LC 035E 04											15.88	0.625	3.15	18.00	5.28	0.208	D	F	K
LC 035E 05											17.48	0.688	2.80	16.00	5.66	0.223	D	F	K
LC 035E 06											19.05	0.750	2.57	14.70	6.05	0.238	D	F	K
LC 035E 07											20.65	0.813	2.33	13.30	6.40	0.252	E	G	L
LC 035E 08											22.23	0.875	2.19	12.50	6.76	0.266	E	G	L
LC 035E 09											23.83	0.938	2.05	11.70	7.09	0.279	E	G	L
LC 035E 10											25.40	1.000	1.93	11.00	7.44	0.293	F	H	M
LC 035E 11											28.58	1.125	1.66	9.50	8.26	0.325	F	H	M
LC 035E 12											31.75	1.250	1.51	8.60	8.92	0.351	F	H	M
LC 035E 13											34.93	1.375	1.35	7.70	9.68	0.381	F	H	M
LC 035E 14											38.10	1.500	1.23	7.00	10.41	0.410	G	J	N
LC 035E 15											44.45	1.750	1.07	6.10	11.81	0.465	G	J	N
LC 035E 16											50.80	2.000	0.91	5.20	13.34	0.525	H	K	P
LC 035E 17											57.15	2.250	0.81	4.60	14.73	0.580	H	K	P
LC 035E 18											63.50	2.500	0.72	4.10	16.26	0.640	H	K	P
LC 038E 01					0.97	0.038	6.88	0.271	45.81	10.30	11.13	0.438	6.65	38.00	4.37	0.172	C	E	J
LC 038E 02											12.70	0.500	5.60	32.00	4.85	0.191	C	E	J
LC 038E 03											14.30	0.563	4.90	28.00	5.08	0.200	D	F	K
LC 038E 04											15.88	0.625	4.38	25.00	5.56	0.219	D	F	K
LC 038E 05											17.48	0.688	3.85	22.00	6.07	0.239	D	F	K
LC 038E 06											19.05	0.750	3.68	21.00	6.30	0.248	D	F	K
LC 038E 07											20.65	0.813	3.33	19.00	6.78	0.267	E	G	L
LC 038E 08											22.23	0.875	2.98	17.00	7.26	0.286	E	G	L
LC 038E 09											23.83	0.938	2.80	16.00	7.75	0.305	E	G	L
LC 038E 10											25.40	1.000	2.63	15.00	8.23	0.324	F	H	M
LC 038E 11											28.58	1.125	2.28	13.00	8.94	0.352	F	H	M
LC 038E 12											31.75	1.250	2.10	12.00	9.68	0.381	F	H	M
LC 038E 13											34.93	1.375	1.75	10.00	11.13	0.438	F	H	M
LC 038E 14											38.10	1.500	1.58	9.00	12.12	0.477	G	J	N
LC 038E 15											44.45	1.750	1.44	8.20	13.16	0.518	G	J	N
LC 038E 16											50.80	2.000	1.31	7.50	14.61	0.575	H	K	P
LC 038E 17											57.15	2.250	1.14	6.50	16.05	0.632	H	K	P
LC 038E 18											63.50	2.500	1.02	5.80	18.14	0.714	H	K	P
LC 040E 01					1.02	0.040	6.81	0.268	51.15	11.50	11.13	0.438	7.74	44.20	4.98	0.196	E	G	L
LC 040E 02											12.70	0.500	6.69	38.20	5.44	0.214	E	G	L
LC 040E 03											14.30	0.563	5.78	33.00	5.94	0.234	E	G	L
LC 040E 04											15.88	0.625	5.01	28.60	6.45	0.254	E	G	L
LC 040E 05											17.48	0.688	4.59	26.20	6.86	0.270	F	H	M
LC 040E 06											19.05	0.750	4.20	24.00	7.37	0.290	F	H	M
LC 040E 07											20.65	0.813	3.89	22.20	7.77	0.306	F	H	M
LC 040E 08											22.23	0.875	3.54	20.20	8.28	0.326	F	H	M
LC 040E 09											23.83	0.938	3.29	18.80	8.69	0.342	F	H	M
LC 040E 10											25.40	1.000	3.05	17.40	9.19	0.362	G	J	N
LC 040E 11											28.58	1.125	2.70	15.40	10.11	0.398	G	J	N
LC 040E 12											31.75	1.250	2.42	13.80	11.05	0.435	G	J	N
LC 040E 13											34.93	1.375	2.17	12.40	12.07	0.475	H	K	P
LC 040E 14											38.10	1.500	2.01	11.50	12.95	0.510	H	K	P
LC 040E 15											44.45	1.750	1.70	9.70	14.88	0.586	H	K	P
LC 040E 16											50.80	2.000	1.51	8.60	16.76	0.660	J	L	Q
LC 040E 17											57.15	2.250	1.31	7.50	18.54	0.730	J	L	Q
LC 040E 18											63.50	2.500	1.16	6.60	20.57	0.810	J	L	Q

† Indicates DIN Compression Springs meeting the design parameters outlined in Standard DIN 2098

COMPRESSION SPRINGS: STANDARD SERIES

● **End Coils Closed and Ground Square** ● **Music Wire (Plated) or Stainless Steel (Passivated)**

LEE STOCK NUMBER	OUTSIDE DIAMETER		TO WORK IN HOLE DIA. MIN		NOMINAL WIRE DIAMETER		TO WORK OVER ROD DIA. MAX		APPROXIMATE LOAD AT SOLID HEIGHT		NOMINAL FREE LENGTH		SPRING RATE		APPROXIMATE SOLID HEIGHT		PRICE GROUP		
																	Music Wire	302 Stainless	316 Stainless
	MM	IN	MM	IN	MM	IN	MM	IN	N	LB	MM	IN	N/MM	LB/IN	MM	IN	M	S	S316
LC 042E 01	9.14	0.360	9.53	0.375	1.07	0.042	6.71	0.264	60.05	13.50	11.13	0.438	9.81	56.00	5.11	0.201	E	G	L
LC 042E 02											12.70	0.500	8.05	46.00	5.64	0.222	E	G	L
LC 042E 03											14.30	0.563	7.35	42.00	5.89	0.232	E	G	L
LC 042E 04											15.88	0.625	6.48	37.00	6.43	0.253	E	G	L
LC 042E 05											17.48	0.688	5.78	33.00	6.96	0.274	F	H	M
LC 042E 06											19.05	0.750	5.43	31.00	7.24	0.285	F	H	M
LC 042E 07											20.65	0.813	4.90	28.00	7.77	0.306	F	H	M
LC 042E 08											22.23	0.875	4.38	25.00	8.56	0.337	F	H	M
LC 042E 09											23.83	0.938	4.03	23.00	9.12	0.359	F	H	M
LC 042E 10											25.40	1.000	3.68	21.00	9.63	0.379	G	J	N
LC 042E 11											28.58	1.125	3.33	19.00	10.44	0.411	G	J	N
LC 042E 12											31.75	1.250	2.98	17.00	11.51	0.453	G	J	N
LC 042E 13											34.93	1.375	2.80	16.00	12.32	0.485	H	K	P
LC 042E 14											38.10	1.500	2.54	14.50	13.39	0.527	H	K	P
LC 042E 15											44.45	1.750	2.10	12.00	15.60	0.614	H	K	P
LC 042E 16											50.80	2.000	1.84	10.50	17.20	0.677	J	L	Q
LC 042E 17											57.15	2.250	1.58	9.00	19.53	0.769	J	L	Q
LC 042E 18											63.50	2.500	1.45	8.30	21.59	0.850	J	L	Q
LC 045E 01					1.14	0.045	6.55	0.258	73.39	16.50	11.13	0.438	13.13	75.00	5.46	0.215	E	G	L
LC 045E 02											12.70	0.500	11.38	65.00	5.89	0.232	E	G	L
LC 045E 03											14.30	0.563	9.63	55.00	6.60	0.260	E	G	L
LC 045E 04											15.88	0.625	8.58	49.00	6.88	0.271	E	G	L
LC 045E 05											17.48	0.688	7.70	44.00	7.47	0.294	F	H	M
LC 045E 06											19.05	0.750	7.00	40.00	8.03	0.316	F	H	M
LC 045E 07											20.65	0.813	6.48	37.00	8.61	0.339	F	H	M
LC 045E 08											22.23	0.875	5.78	33.00	9.17	0.361	F	H	M
LC 045E 09											23.83	0.938	5.25	30.00	10.03	0.395	F	H	M
LC 045E 10											25.40	1.000	4.90	28.00	10.59	0.417	G	J	N
LC 045E 11											28.58	1.125	4.38	25.00	11.46	0.451	G	J	N
LC 045E 12											31.75	1.250	3.85	22.00	13.00	0.512	G	J	N
LC 045E 13											34.93	1.375	3.50	20.00	13.74	0.541	H	K	P
LC 045E 14											38.10	1.500	3.15	18.00	14.88	0.586	H	K	P
LC 045E 15											44.45	1.750	2.71	15.50	17.30	0.681	H	K	P
LC 045E 16											50.80	2.000	2.33	13.30	19.35	0.762	J	L	Q
LC 045E 17											57.15	2.250	2.07	11.80	21.62	0.851	J	L	Q
LC 045E 18											63.50	2.500	1.86	10.60	24.00	0.945	J	L	Q
LC 045E 19											69.85	2.750	1.65	9.40	26.54	1.045	J	L	Q
LC 047E 01					1.19	0.047	6.45	0.254	92.52	20.80	11.13	0.438	16.28	93.00	5.61	0.221	E	G	L
LC 047E 02											12.70	0.500	13.80	78.80	6.17	0.243	E	G	L
LC 047E 03											14.30	0.563	11.94	68.20	6.76	0.266	F	H	M
LC 047E 04											15.88	0.625	10.54	60.20	7.34	0.289	F	H	M
LC 047E 05											17.48	0.688	9.42	53.80	7.90	0.311	F	H	M
LC 047E 06											19.05	0.750	8.54	48.80	8.48	0.334	F	H	M
LC 047E 07											20.65	0.813	7.79	44.50	9.07	0.357	G	J	N
LC 047E 08											22.23	0.875	7.18	41.00	9.63	0.379	G	J	N
LC 047E 09											23.83	0.938	6.64	37.90	10.21	0.402	G	J	N
LC 047E 10											25.40	1.000	6.18	35.30	10.77	0.424	H	K	P
LC 047E 11											28.58	1.125	5.43	31.00	11.91	0.469	H	K	P
LC 047E 12											31.75	1.250	4.85	27.70	13.06	0.514	H	K	P
LC 047E 13											34.93	1.375	4.38	25.00	14.22	0.560	J	L	Q
LC 047E 14											38.10	1.500	3.97	22.70	15.37	0.605	J	L	Q
LC 047E 15											44.45	1.750	3.38	19.30	17.65	0.695	K	M	R
LC 047E 16											50.80	2.000	2.94	16.80	19.94	0.785	K	M	R
LC 047E 17											57.15	2.250	2.59	14.80	22.25	0.876	L	N	S
LC 047E 18											63.50	2.500	2.33	13.30	24.54	0.966	L	N	S
LC 047E 19											69.85	2.750	2.10	12.00	26.82	1.056	M	P	T
LC 047E 20											76.20	3.000	1.93	11.00	29.13	1.147	M	P	T
LC 047E 21											82.55	3.250	1.77	10.10	31.52	1.241	P	R	V
LC 047E 22											88.90	3.500	1.65	9.40	33.68	1.326	P	R	V

† Indicates DIN Compression Springs meeting the design parameters outlined in Standard DIN 2098

Spring rates and maximum loads relate only to music wire.
When using stainless steel multiply by 0.833

COMPRESSION SPRINGS: STANDARD SERIES

● End Coils Closed and Ground Square ● Music Wire (Plated) or Stainless Steel (Passivated)

LEE STOCK NUMBER	OUTSIDE DIAMETER		TO WORK IN HOLE DIA. MIN		NOMINAL WIRE DIAMETER		TO WORK OVER ROD DIA. MAX		APPROXIMATE LOAD AT SOLID HEIGHT		NOMINAL FREE LENGTH		SPRING RATE		APPROXIMATE SOLID HEIGHT		PRICE GROUP		
																	Music Wire	302 Stainless	316 Stainless
	MM	IN	MM	IN	MM	IN	MM	IN	N	LB	MM	IN	N/MM	LB/IN	MM	IN	M	S	S316
LC 049E 01	9.14	0.360	9.53	0.375	1.24	0.049	6.35	0.250	102.30	23.00	11.13	0.438	19.10	109.10	5.94	0.234	E	G	L
LC 049E 02											12.70	0.500	16.14	92.20	6.55	0.258	E	G	L
LC 049E 03											14.30	0.563	13.99	79.90	7.16	0.282	F	H	M
LC 049E 04											15.88	0.625	12.33	70.40	7.80	0.307	F	H	M
LC 049E 05											17.48	0.688	11.01	62.90	8.41	0.331	F	H	M
LC 049E 06											19.05	0.750	9.96	56.90	9.04	0.356	G	J	N
LC 049E 07											20.65	0.813	9.11	52.00	9.65	0.380	G	J	N
LC 049E 08											22.23	0.875	8.35	47.70	10.29	0.405	G	J	N
LC 049E 09											25.40	1.000	7.20	41.10	11.53	0.454	H	K	P
LC 049E 10											28.58	1.125	6.32	36.10	12.78	0.503	H	K	P
LC 049E 11											31.75	1.250	5.64	32.20	14.02	0.552	H	K	P
LC 049E 12											34.93	1.375	5.10	29.10	15.24	0.600	J	L	Q
LC 049E 13											38.10	1.500	4.62	26.40	16.51	0.650	J	L	Q
LC 049E 14											44.45	1.750	3.94	22.50	18.97	0.747	K	M	R
LC 049E 15											50.80	2.000	3.41	19.50	21.46	0.845	K	M	R
LC 049E 16											57.15	2.250	3.01	17.20	23.95	0.943	L	N	S
LC 049E 17											63.50	2.500	2.71	15.50	26.44	1.041	L	N	S
LC 049E 18											69.85	2.750	2.45	14.00	28.93	1.139	M	P	T
LC 049E 19											76.20	3.000	2.24	12.80	31.39	1.236	M	P	T
LC 049E 20											82.55	3.250	2.07	11.80	33.78	1.330	P	R	V
LC 049E 21											88.90	3.500	1.91	10.90	36.37	1.432	P	R	V
LC 051E 01					1.30	0.051	6.25	0.246	113.42	25.50	11.13	0.438	22.36	127.70	6.25	0.246	E	G	L
LC 051E 02											12.70	0.500	18.88	107.80	6.91	0.272	E	G	L
LC 051E 03											14.30	0.563	16.34	93.30	7.57	0.298	F	H	M
LC 051E 04											15.88	0.625	14.38	82.10	8.26	0.325	F	H	M
LC 051E 05											17.48	0.688	12.85	73.40	8.92	0.351	F	H	M
LC 051E 06											19.05	0.750	11.59	66.20	9.58	0.377	G	J	N
LC 051E 07											20.65	0.813	10.58	60.40	10.24	0.403	G	J	N
LC 051E 08											22.23	0.875	9.72	55.50	10.92	0.430	G	J	N
LC 051E 09											25.40	1.000	8.37	47.80	12.24	0.482	H	K	P
LC 051E 10											28.58	1.125	7.35	42.00	13.59	0.535	H	K	P
LC 051E 11											31.75	1.250	6.55	37.40	14.91	0.587	H	K	P
LC 051E 12											34.93	1.375	5.90	33.70	16.26	0.640	J	L	Q
LC 051E 13											38.10	1.500	5.38	30.70	17.60	0.693	J	L	Q
LC 051E 14											44.45	1.750	4.55	26.00	20.27	0.798	K	M	R
LC 051E 15											50.80	2.000	3.96	22.60	22.94	0.903	K	M	R
LC 051E 16											57.15	2.250	3.50	20.00	25.60	1.008	L	N	S
LC 051E 17											63.50	2.500	3.13	17.90	28.27	1.113	L	N	S
LC 051E 18											69.85	2.750	2.84	16.20	30.94	1.218	M	P	T
LC 051E 19											76.20	3.000	2.59	14.80	33.60	1.323	M	P	T
LC 051E 20											82.55	3.250	2.38	13.60	36.42	1.434	P	R	V
LC 051E 21											88.90	3.500	2.21	12.60	39.09	1.539	P	R	V
LC 055E 01					1.40	0.055	6.07	0.239	136.78	30.75	11.13	0.438	30.62	174.90	6.86	0.270	E	G	L
LC 055E 02											12.70	0.500	25.74	147.00	7.62	0.300	E	G	L
LC 055E 03											14.30	0.563	22.22	126.90	8.36	0.329	F	H	M
LC 055E 04											15.88	0.625	19.51	111.40	9.12	0.359	F	H	M
LC 055E 05											17.48	0.688	17.40	99.40	9.88	0.389	F	H	M
LC 055E 06											19.05	0.750	15.69	89.60	10.64	0.419	G	J	N
LC 055E 07											20.65	0.813	14.31	81.70	11.40	0.449	G	J	N
LC 055E 08											22.23	0.875	13.13	75.00	12.17	0.479	G	J	N
LC 055E 09											25.40	1.000	11.29	64.50	13.69	0.539	H	K	P
LC 055E 10											28.58	1.125	9.89	56.50	15.19	0.598	H	K	P
LC 055E 11											31.75	1.250	8.81	50.30	16.71	0.658	H	K	P
LC 055E 12											34.93	1.375	7.95	45.40	18.24	0.718	J	L	Q
LC 055E 13											38.10	1.500	7.23	41.30	19.76	0.778	J	L	Q
LC 055E 14											44.45	1.750	6.13	35.00	22.78	0.897	K	M	R
LC 055E 15											50.80	2.000	5.31	30.30	25.83	1.017	K	M	R
LC 055E 16											57.15	2.250	4.69	26.80	28.85	1.136	L	N	S
LC 055E 17											63.50	2.500	4.20	24.00	31.88	1.255	L	N	S
LC 055E 18											69.85	2.750	3.80	21.70	34.93	1.375	M	P	T
LC 055E 19											76.20	3.000	3.47	19.80	37.95	1.494	M	P	T

† Indicates DIN Compression Springs meeting the design parameters outlined in Standard DIN 2098

COMPRESSION SPRINGS: STANDARD SERIES

● **End Coils Closed and Ground Square** ● **Music Wire (Plated) or Stainless Steel (Passivated)**

LEE STOCK NUMBER	OUTSIDE DIAMETER		TO WORK IN HOLE DIA. MIN		NOMINAL WIRE DIAMETER		TO WORK OVER ROD DIA. MAX		APPROXIMATE LOAD AT SOLID HEIGHT		NOMINAL FREE LENGTH		SPRING RATE		APPROXIMATE SOLID HEIGHT		PRICE GROUP		
																	Music Wire	302 Stainless	316 Stainless
	MM	IN	MM	IN	MM	IN	MM	IN	N	LB	MM	IN	N/MM	LB/IN	MM	IN	M	S	S316
LC 055E 20	9.14	0.360	9.53	0.375	1.40	0.055	6.07	0.239	136.78	30.75	82.55	3.250	3.24	18.50	40.51	1.595	P	R	V
LC 055E 21											88.90	3.500	2.99	17.10	43.59	1.716	P	R	V
LC 059E 01					1.50	0.059	5.87	0.231	155.90	35.05	11.13	0.438	40.64	232.10	7.52	0.296	G	J	N
LC 059E 02											12.70	0.500	34.06	194.50	8.36	0.329	G	J	N
LC 059E 03											14.30	0.563	29.29	167.30	9.22	0.363	G	J	N
LC 059E 04											15.88	0.625	25.65	146.50	10.08	0.397	G	J	N
LC 059E 05											17.48	0.688	22.85	130.50	10.95	0.431	H	K	P
LC 059E 06											19.05	0.750	20.57	117.50	11.81	0.465	H	K	P
LC 059E 07											20.65	0.813	18.84	107.60	12.67	0.499	H	K	P
LC 059E 08											22.23	0.875	17.19	98.20	13.54	0.533	H	K	P
LC 059E 09											25.40	1.000	14.74	84.20	15.27	0.601	J	L	Q
LC 059E 10											28.58	1.125	12.92	73.80	16.99	0.669	J	L	Q
LC 059E 11											31.75	1.250	11.49	65.60	18.72	0.737	J	L	Q
LC 059E 12											34.93	1.375	10.35	59.10	20.45	0.805	K	M	R
LC 059E 13											38.10	1.500	9.42	53.80	22.17	0.873	K	M	R
LC 059E 14											44.45	1.750	7.97	45.50	25.63	1.009	L	N	S
LC 059E 15											50.80	2.000	6.92	39.50	29.08	1.145	L	N	S
LC 059E 16											57.15	2.250	6.11	34.90	32.54	1.281	M	P	T
LC 059E 17											63.50	2.500	5.46	31.20	35.99	1.417	M	P	T
LC 059E 18											69.85	2.750	4.94	28.20	39.45	1.553	N	Q	U
LC 059E 19											76.20	3.000	4.52	25.80	42.90	1.689	N	Q	U
LC 059E 20											82.55	3.250	4.15	23.70	46.51	1.831	P	R	V
LC 059E 21											88.90	3.500	3.82	21.80	50.27	1.979	P	R	V
LCM125EB 01†	9.25	0.364	9.90	0.390	1.25	0.049	6.10	0.240	114.47	25.74	15.00	0.591	14.32	81.76	6.88	0.271	G	J	SPECIAL
LCM125EB 02†											22.00	0.866	8.96	51.20	9.37	0.369	G	J	SPECIAL
LCM125EB 03†											33.00	1.299	5.80	33.13	13.13	0.517	G	J	SPECIAL
LCM125EB 04†											47.00	1.850	3.94	22.53	18.14	0.714	G	J	SPECIAL
LCM125EB 05†											69.00	2.717	2.67	15.22	25.63	1.009	G	J	SPECIAL
LC 026EE 01	9.53	0.375	9.93	0.391	0.66	0.026	7.85	0.309	10.47	2.35	12.70	0.500	1.09	6.24	3.12	0.123	D	F	K
LC 026EE 02											14.30	0.563	0.96	5.47	3.37	0.133	D	F	K
LC 026EE 03											15.88	0.625	0.85	4.88	3.61	0.142	D	F	K
LC 026EE 04											17.48	0.688	0.77	4.39	3.86	0.152	D	F	K
LC 026EE 05											19.05	0.750	0.70	4.00	4.10	0.161	E	G	L
LC 026EE 06											20.65	0.813	0.64	3.67	4.35	0.171	E	G	L
LC 026EE 07											22.23	0.875	0.59	3.40	4.59	0.181	E	G	L
LC 026EE 08											23.83	0.938	0.55	3.15	4.84	0.190	E	G	L
LC 026EE 09											25.40	1.000	0.52	2.95	5.08	0.200	F	H	M
LC 026EE 10											28.58	1.125	0.46	2.60	5.57	0.219	F	H	M
LC 026EE 11											31.75	1.250	0.41	2.33	6.06	0.239	F	H	M
LC 026EE 12											38.10	1.500	0.34	1.93	7.04	0.277	G	J	N
LC 026EE 13											44.45	1.750	0.29	1.65	8.02	0.316	G	J	N
LC 026EE 14											50.80	2.000	0.25	1.43	9.00	0.355	H	K	P
LC 026EE 15											57.15	2.250	0.22	1.27	9.99	0.393	H	K	P
LC 032EE 01					0.81	0.032	7.59	0.299	16.94	3.81	9.53	0.375	2.89	16.48	3.65	0.144	D	F	K
LC 032EE 02											12.70	0.500	2.06	11.75	4.45	0.175	D	F	K
LC 032EE 03											14.30	0.563	1.80	10.27	4.85	0.191	D	F	K
LC 032EE 04											15.88	0.625	1.60	9.13	5.25	0.207	D	F	K
LC 032EE 05											17.48	0.688	1.44	8.21	5.65	0.222	E	G	L
LC 032EE 06											19.05	0.750	1.31	7.47	6.04	0.238	E	G	L
LC 032EE 07											20.65	0.813	1.20	6.84	6.44	0.254	E	G	L
LC 032EE 08											22.23	0.875	1.11	6.32	6.84	0.269	E	G	L
LC 032EE 09											23.83	0.938	1.03	5.86	7.24	0.285	F	H	M
LC 032EE 10											25.40	1.000	0.96	5.47	7.63	0.301	F	H	M
LC 032EE 11											28.58	1.125	0.85	4.83	8.43	0.332	F	H	M
LC 032EE 12											31.75	1.250	0.76	4.32	9.23	0.363	F	H	M
LC 032EE 13											34.93	1.375	0.68	3.91	10.02	0.395	G	J	N
LC 032EE 14											38.10	1.500	0.62	3.57	10.82	0.426	G	J	N
LC 032EE 15											44.45	1.750	0.53	3.04	12.41	0.489	G	J	N
LC 032EE 16											50.80	2.000	0.46	2.65	14.00	0.551	H	K	P
LC 032EE 17											57.15	2.250	0.41	2.34	15.59	0.614	H	K	P
LC 032EE 18											63.50	2.500	0.37	2.10	17.19	0.677	H	K	P

† Indicates DIN Compression Springs meeting the design parameters outlined in Standard DIN 2098

Spring rates and maximum loads relate only to music wire.
When using stainless steel multiply by 0.833

COMPRESSION SPRINGS: STANDARD SERIES

● **End Coils Closed and Ground Square** ● **Music Wire (Plated) or Stainless Steel (Passivated)**

LEE STOCK NUMBER	OUTSIDE DIAMETER		TO WORK IN HOLE DIA. MIN		NOMINAL WIRE DIAMETER		TO WORK OVER ROD DIA. MAX		APPROXIMATE LOAD AT SOLID HEIGHT		NOMINAL FREE LENGTH		SPRING RATE		APPROXIMATE SOLID HEIGHT		PRICE GROUP		
																	Music Wire	302 Stainless	316 Stainless
	MM	IN	MM	IN	MM	IN	MM	IN	N	LB	MM	IN	N/MM	LB/IN	MM	IN	M	S	S316
LC 035EE 01	9.53	0.375	9.93	0.391	0.89	0.035	7.47	0.294	19.94	4.48	11.13	0.438	3.13	17.90	4.76	0.187	C	E	J
LC 035EE 02											12.70	0.500	2.68	15.32	5.26	0.207	C	E	J
LC 035EE 03											14.30	0.563	2.34	13.36	5.76	0.227	D	F	K
LC 035EE 04											15.88	0.625	2.08	11.87	6.25	0.246	D	F	K
LC 035EE 05											17.48	0.688	1.87	10.66	6.75	0.266	D	F	K
LC 035EE 06											19.05	0.750	1.70	9.68	7.24	0.285	D	F	K
LC 035EE 07											20.65	0.813	1.55	8.86	7.75	0.305	E	G	L
LC 035EE 08											22.23	0.875	1.43	8.18	8.24	0.324	E	G	L
LC 035EE 09											23.83	0.938	1.33	7.59	8.74	0.344	E	G	L
LC 035EE 10											25.40	1.000	1.24	7.08	9.24	0.364	F	H	M
LC 035EE 11											28.58	1.125	1.09	6.24	10.23	0.403	F	H	M
LC 035EE 12											31.75	1.250	0.98	5.58	11.23	0.442	F	H	M
LC 035EE 13											34.93	1.375	0.88	5.05	12.22	0.481	F	H	M
LC 035EE 14											38.10	1.500	0.81	4.61	13.22	0.520	G	J	N
LC 035EE 15											44.45	1.750	0.69	3.92	15.21	0.599	G	J	N
LC 035EE 16											50.80	2.000	0.60	3.41	17.20	0.677	H	K	P
LC 035EE 17											57.15	2.250	0.53	3.02	19.19	0.756	H	K	P
LC 035EE 18											63.50	2.500	0.47	2.71	21.18	0.834	H	K	P
LCM160EE 01†	9.60	0.378	10.10	0.398	1.60	0.063	5.90	0.232	228.64	51.40	14.50	0.571	37.82	215.97	8.79	0.346	H	K	SPECIAL
LCM160EE 02†											21.50	0.846	24.07	137.44	11.99	0.472	H	K	SPECIAL
LCM160EE 03†											31.50	1.240	15.57	88.93	16.79	0.661	H	K	SPECIAL
LCM160EE 04†											45.00	1.772	10.59	60.47	23.19	0.913	H	K	SPECIAL
LCM160EE 05†											65.50	2.579	7.15	40.86	32.79	1.291	H	K	SPECIAL
LC 043EF 01	9.91	0.390	10.31	0.406	1.09	0.043	7.42	0.292	48.93	11.00	12.70	0.500	6.65	38.00	5.69	0.224	E	G	L
LC 043EF 02											14.30	0.563	5.78	33.00	6.22	0.245	E	G	L
LC 043EF 03											15.88	0.625	4.99	28.50	6.78	0.267	E	G	L
LC 043EF 04											17.48	0.688	4.55	26.00	7.32	0.288	E	G	L
LC 043EF 05											19.05	0.750	4.20	24.00	7.87	0.310	F	H	M
LC 043EF 06											20.65	0.813	3.85	22.00	8.31	0.327	F	H	M
LC 043EF 07											22.23	0.875	3.50	20.00	8.84	0.348	F	H	M
LC 043EF 08											23.83	0.938	3.20	18.30	9.40	0.370	F	H	M
LC 043EF 09											25.40	1.000	2.98	17.00	9.93	0.391	G	J	N
LC 043EF 10											28.58	1.125	2.63	15.00	11.05	0.435	G	J	N
LC 043EF 11											31.75	1.250	2.36	13.50	12.01	0.473	G	J	N
LC 043EF 12											34.93	1.375	2.15	12.30	13.11	0.516	H	K	P
LC 043EF 13											38.10	1.500	1.98	11.30	14.20	0.559	H	K	P
LC 043EF 14											44.45	1.750	1.68	9.60	16.26	0.640	H	K	P
LC 043EF 15											50.80	2.000	1.46	8.35	18.24	0.718	J	L	Q
LC 047EF 01					1.19	0.047	7.24	0.285	62.27	14.00	12.70	0.500	9.63	55.00	6.32	0.249	E	G	L
LC 047EF 02											14.30	0.563	8.32	47.50	6.93	0.273	E	G	L
LC 047EF 03											15.88	0.625	7.35	42.00	7.52	0.296	E	G	L
LC 047EF 04											17.48	0.688	6.65	38.00	8.13	0.320	E	G	L
LC 047EF 05											19.05	0.750	6.04	34.50	8.71	0.343	F	H	M
LC 047EF 06											20.65	0.813	5.52	31.50	9.30	0.366	F	H	M
LC 047EF 07											22.23	0.875	4.99	28.50	10.03	0.395	F	H	M
LC 047EF 08											23.83	0.938	4.64	26.50	10.62	0.418	F	H	M
LC 047EF 09											25.40	1.000	4.38	25.00	11.23	0.442	G	J	N
LC 047EF 10											28.58	1.125	3.85	22.00	12.42	0.489	G	J	N
LC 047EF 11											31.75	1.250	3.38	19.30	13.61	0.536	G	J	N
LC 047EF 12											34.93	1.375	3.06	17.50	14.81	0.583	H	K	P
LC 047EF 13											38.10	1.500	2.80	16.00	16.00	0.630	H	K	P
LC 047EF 14											44.45	1.750	2.38	13.60	18.52	0.729	H	K	P
LC 047EF 15											50.80	2.000	2.05	11.70	21.13	0.832	J	L	Q
LC 035F 01	10.67	0.420	11.13	0.438	0.89	0.035	8.53	0.336	27.58	6.20	12.70	0.500	3.10	17.70	4.01	0.158	C	E	J
LC 035F 02											15.88	0.625	2.40	13.70	4.60	0.181	C	E	J
LC 035F 03											19.05	0.750	1.96	11.20	5.16	0.203	D	F	K
LC 035F 04											22.23	0.875	1.66	9.50	5.72	0.225	D	F	K
LC 035F 05											25.40	1.000	1.43	8.16	6.32	0.249	E	G	L
LC 035F 06											31.75	1.250	1.14	6.50	7.44	0.293	E	G	L
LC 035F 07											38.10	1.500	0.93	5.30	8.66	0.341	F	H	M
LC 035F 08											44.45	1.750	0.81	4.60	9.65	0.380	F	H	M

† **Indicates DIN Compression Springs meeting the design parameters outlined in Standard DIN 2098**

COMPRESSION SPRINGS: STANDARD SERIES

● End Coils Closed and Ground Square ● Music Wire (Plated) or Stainless Steel (Passivated)

LEE STOCK NUMBER	OUTSIDE DIAMETER		TO WORK IN HOLE DIA. MIN		NOMINAL WIRE DIAMETER		TO WORK OVER ROD DIA. MAX		APPROXIMATE LOAD AT SOLID HEIGHT		NOMINAL FREE LENGTH		SPRING RATE		APPROXIMATE SOLID HEIGHT		PRICE GROUP		
																	Music Wire	302 Stainless	316 Stainless
	MM	IN	MM	IN	MM	IN	MM	IN	N	LB	MM	IN	N/MM	LB/IN	MM	IN	M	S	S316
LC 038F 01	10.67	0.420	11.13	0.438	0.97	0.038	8.41	0.331	35.58	8.00	12.70	0.500	4.03	23.00	4.37	0.172	C	E	J
LC 038F 02											15.88	0.625	3.15	18.00	5.08	0.200	C	E	J
LC 038F 03											19.05	0.750	2.45	14.00	5.82	0.229	D	F	K
LC 038F 04											22.23	0.875	2.10	12.00	6.55	0.258	D	F	K
LC 038F 05											25.40	1.000	1.93	11.00	7.26	0.286	E	G	L
LC 038F 06											31.75	1.250	1.49	8.50	8.71	0.343	E	G	L
LC 038F 07											38.10	1.500	1.23	7.00	9.68	0.381	F	H	M
LC 038F 08											44.45	1.750	1.05	6.00	11.13	0.438	F	H	M
LC 038F 09											50.80	2.000	0.91	5.20	12.60	0.496	G	J	N
LC 038F 10											57.15	2.250	0.81	4.60	13.97	0.550	G	J	N
LC 038F 11											63.50	2.500	0.74	4.20	15.09	0.594	H	K	P
LC 042F 01					1.07	0.042	8.20	0.323	48.93	11.00	12.70	0.500	5.95	34.00	4.83	0.190	E	G	L
LC 042F 02											15.88	0.625	4.73	27.00	5.59	0.220	E	G	L
LC 042F 03											19.05	0.750	3.85	22.00	6.43	0.253	F	H	M
LC 042F 04											22.23	0.875	3.24	18.50	7.24	0.285	F	H	M
LC 042F 05											25.40	1.000	2.80	16.00	8.03	0.316	G	J	N
LC 042F 06											31.75	1.250	2.28	13.00	9.37	0.369	G	J	N
LC 042F 07											38.10	1.500	1.84	10.50	11.23	0.442	H	K	P
LC 042F 08											44.45	1.750	1.58	9.00	12.67	0.499	H	K	P
LC 042F 09											50.80	2.000	1.31	7.50	14.73	0.580	J	L	Q
LC 042F 10											57.15	2.250	1.17	6.70	16.15	0.636	J	L	Q
LC 042F 11											63.50	2.500	1.05	6.00	17.75	0.699	K	M	R
LC 045F 01					1.14	0.045	8.05	0.317	57.82	13.00	12.70	0.500	7.77	44.40	5.56	0.219	E	G	L
LC 045F 02											15.88	0.625	5.95	34.00	6.48	0.255	E	G	L
LC 045F 03											19.05	0.750	4.83	27.60	7.39	0.291	F	H	M
LC 045F 04											22.23	0.875	4.06	23.20	8.31	0.327	F	H	M
LC 045F 05											25.40	1.000	3.50	20.00	9.22	0.363	G	J	N
LC 045F 06											31.75	1.250	2.75	15.70	11.05	0.435	G	J	N
LC 045F 07											38.10	1.500	2.26	12.90	12.88	0.507	H	K	P
LC 045F 08											44.45	1.750	1.93	11.00	14.66	0.577	H	K	P
LC 045F 09											50.80	2.000	1.68	9.60	16.43	0.647	J	L	Q
LC 045F 10											57.15	2.250	1.47	8.40	18.42	0.725	J	L	Q
LC 045F 11											63.50	2.500	1.33	7.60	20.09	0.791	K	M	R
LC 047F 01					1.19	0.047	7.98	0.314	68.94	15.50	12.70	0.500	9.46	54.00	5.54	0.218	F	H	M
LC 047F 02											15.88	0.625	7.18	41.00	6.60	0.260	F	H	M
LC 047F 03											19.05	0.750	5.95	34.00	7.19	0.283	G	J	N
LC 047F 04											22.23	0.875	4.90	28.00	8.38	0.330	G	J	N
LC 047F 05											25.40	1.000	4.38	25.00	9.58	0.377	J	L	Q
LC 047F 06											31.75	1.250	3.33	19.00	11.35	0.447	J	L	Q
LC 047F 07											38.10	1.500	2.71	15.50	13.18	0.519	K	M	R
LC 047F 08											44.45	1.750	2.36	13.50	14.71	0.579	L	N	S
LC 047F 09											50.80	2.000	2.01	11.50	17.35	0.683	M	P	T
LC 051F 01					1.30	0.051	7.77	0.306	83.18	18.70	12.70	0.500	12.62	72.10	6.48	0.255	F	H	M
LC 051F 02											15.88	0.625	9.61	54.90	7.62	0.300	F	H	M
LC 051F 03											19.05	0.750	7.76	44.30	8.76	0.345	G	J	N
LC 051F 04											22.23	0.875	6.50	37.10	9.91	0.390	G	J	N
LC 051F 05											25.40	1.000	5.60	32.00	11.02	0.434	J	L	Q
LC 051F 06											31.75	1.250	4.38	25.00	13.34	0.525	J	L	Q
LC 051F 07											38.10	1.500	3.59	20.50	15.62	0.615	K	M	R
LC 051F 08											44.45	1.750	3.05	17.40	17.91	0.705	L	N	S
LC 051F 09											50.80	2.000	2.64	15.10	20.19	0.795	M	P	T
LC 051F 10											57.15	2.250	2.35	13.40	22.38	0.881	N	Q	U
LC 051F 11											63.50	2.500	2.10	12.00	24.66	0.971	P	R	V
LC 055F 01					1.40	0.055	7.57	0.298	106.75	24.00	12.70	0.500	16.63	95.00	7.01	0.276	F	H	M
LC 055F 02											15.88	0.625	13.13	75.00	8.05	0.317	F	H	M
LC 055F 03											19.05	0.750	10.68	61.00	9.47	0.373	G	J	N
LC 055F 04											22.23	0.875	9.11	52.00	10.52	0.414	G	J	N
LC 055F 05											25.40	1.000	7.70	44.00	11.91	0.469	H	K	P
LC 055F 06											31.75	1.250	6.13	35.00	14.00	0.551	J	L	Q
LC 055F 07											38.10	1.500	4.90	28.00	16.79	0.661	K	M	R
LC 055F 08											44.45	1.750	4.20	24.00	19.43	0.765	L	N	S

† Indicates DIN Compression Springs meeting the design parameters outlined in Standard DIN 2098

Spring rates and maximum loads relate only to music wire.
When using stainless steel multiply by 0.833

COMPRESSION SPRINGS: STANDARD SERIES

● End Coils Closed and Ground Square ● Music Wire (Plated) or Stainless Steel (Passivated)

LEE STOCK NUMBER	OUTSIDE DIAMETER		TO WORK IN HOLE DIA. MIN		NOMINAL WIRE DIAMETER		TO WORK OVER ROD DIA. MAX		APPROXIMATE LOAD AT SOLID HEIGHT		NOMINAL FREE LENGTH		SPRING RATE		APPROXIMATE SOLID HEIGHT		PRICE GROUP		
																	Music Wire	302 Stainless	316 Stainless
	MM	IN	MM	IN	MM	IN	MM	IN	N	LB	MM	IN	N/MM	LB/IN	MM	IN	M	S	S316
LC 055F 09	10.67	0.420	11.13	0.438	1.40	0.055	7.57	0.298	106.75	24.00	50.80	2.000	3.68	21.00	21.36	0.841	M	P	T
LC 055F 10											57.15	2.250	3.15	18.00	24.13	0.950	N	Q	U
LC 055F 11											63.50	2.500	2.85	16.30	26.54	1.045	P	R	V
LC 059F 01					1.50	0.059	7.37	0.290	131.22	29.50	12.70	0.500	23.95	136.80	7.24	0.285	F	H	M
LC 059F 02											15.88	0.625	18.05	103.10	8.61	0.339	F	H	M
LC 059F 03											19.05	0.750	14.48	82.70	10.01	0.394	H	K	P
LC 059F 04											22.23	0.875	12.08	69.00	11.38	0.448	H	K	P
LC 059F 05											25.40	1.000	10.37	59.20	12.78	0.503	J	L	Q
LC 059F 06											31.75	1.250	8.09	46.20	15.54	0.612	K	M	R
LC 059F 07											38.10	1.500	6.62	37.80	18.31	0.721	L	N	S
LC 059F 08											44.45	1.750	5.60	32.00	21.08	0.830	M	P	T
LC 059F 09											50.80	2.000	4.87	27.80	23.85	0.939	N	Q	U
LC 059F 10											57.15	2.250	4.29	24.50	26.62	1.048	P	R	V
LC 059F 11											63.50	2.500	3.83	21.90	29.39	1.157	Q	S	W
LC 063F 01					1.60	0.063	7.19	0.283	157.90	35.50	12.70	0.500	32.04	183.00	8.00	0.315	G	J	N
LC 063F 02											15.88	0.625	23.99	137.00	9.53	0.375	H	K	P
LC 063F 03											19.05	0.750	19.09	109.00	11.07	0.436	H	K	P
LC 063F 04											22.23	0.875	15.93	91.00	12.60	0.496	J	L	Q
LC 063F 05											25.40	1.000	13.66	78.00	14.12	0.556	K	M	R
LC 063F 06											31.75	1.250	10.59	60.50	17.20	0.677	L	N	S
LC 063F 07											38.10	1.500	8.68	49.60	20.22	0.796	M	P	T
LC 063F 08											44.45	1.750	7.34	41.90	23.29	0.917	N	Q	U
LC 063F 09											50.80	2.000	6.36	36.30	26.49	1.043	P	R	V
LC 063F 10											57.15	2.250	5.60	32.00	29.44	1.159	Q	S	W
LC 063F 11											63.50	2.500	5.03	28.70	32.44	1.277	R	T	X
LC 067F 01					1.70	0.067	6.99	0.275	189.04	42.50	19.05	0.750	25.16	143.70	11.89	0.468	M	P	T
LC 067F 02											25.40	1.000	17.90	102.20	15.29	0.602	N	Q	U
LC 067F 03											31.75	1.250	13.89	79.30	18.69	0.736	N	Q	U
LC 067F 04											38.10	1.500	11.35	64.80	22.10	0.870	P	R	V
LC 067F 05											44.45	1.750	9.60	54.80	25.50	1.004	P	R	V
LC 067F 06											50.80	2.000	8.30	47.40	28.91	1.138	Q	S	W
LC 067F 07											57.15	2.250	7.32	41.80	32.31	1.272	R	T	X
LC 067F 08											63.50	2.500	6.55	37.40	35.71	1.406	S	U	Y
LC 072F 01					1.83	0.072	6.73	0.265	211.81	47.62	25.40	1.000	24.37	139.20	16.71	0.658	P	R	V
LC 072F 02											31.75	1.250	18.86	107.70	20.50	0.807	P	R	V
LC 072F 03											38.10	1.500	15.39	87.90	24.26	0.955	Q	S	W
LC 072F 04											44.45	1.750	12.99	74.20	28.04	1.104	Q	S	W
LC 072F 05											50.80	2.000	11.24	64.20	31.83	1.253	R	T	X
LC 072F 06											57.15	2.250	9.91	56.60	35.61	1.402	S	U	Y
LC 072F 07											63.50	2.500	8.86	50.60	39.37	1.550	T	V	Z
LCM080F 01†	10.80	0.425	11.60	0.457	0.80	0.032	8.60	0.339	18.50	4.16	20.00	0.787	1.21	6.91	4.39	0.173	E	G	SPECIAL
LCM080F 02†											30.00	1.181	0.77	4.40	5.99	0.236	E	G	SPECIAL
LCM080F 03†											45.50	1.791	0.50	2.85	8.41	0.331	E	G	SPECIAL
LCM080F 04†											66.00	2.598	0.33	1.90	11.61	0.457	E	G	SPECIAL
LCM080F 05†											96.50	3.799	0.23	1.29	16.41	0.646	E	G	SPECIAL
LCM090F 01			11.30	0.445	0.90	0.035	8.50	0.335	27.49	6.18	12.50	0.492	3.15	18.00	3.78	0.149	C	E	SPECIAL
LCM090F 02											14.00	0.551	2.77	15.80	4.06	0.160	C	E	SPECIAL
LCM090F 03											15.50	0.610	2.47	14.10	4.34	0.171	C	E	SPECIAL
LCM090F 04											17.00	0.669	2.22	12.70	4.62	0.182	C	E	SPECIAL
LCM090F 05											19.00	0.748	1.96	11.20	5.00	0.197	D	F	SPECIAL
LCM090F 06											21.00	0.827	1.75	10.00	5.38	0.212	D	F	SPECIAL
LCM090F 07											23.00	0.906	1.59	9.10	5.74	0.226	D	F	SPECIAL
LCM090F 08											25.00	0.984	1.45	8.30	6.12	0.241	D	F	SPECIAL
LCM090F 09											27.50	1.083	1.31	7.50	6.58	0.259	E	G	SPECIAL
LCM090F 10											30.00	1.181	1.20	6.83	7.06	0.278	E	G	SPECIAL
LCM090F 11											35.00	1.378	1.02	5.80	8.00	0.315	E	G	SPECIAL
LCM090F 12											40.00	1.575	0.89	5.10	8.92	0.351	F	H	SPECIAL
LCM090F 13											45.00	1.772	0.79	4.50	9.86	0.388	F	H	SPECIAL
LCM090F 14											50.00	1.969	0.70	4.00	10.80	0.425	F	H	SPECIAL

† Indicates DIN Compression Springs meeting the design parameters outlined in Standard DIN 2098

COMPRESSION SPRINGS: STANDARD SERIES

● End Coils Closed and Ground Square ● Music Wire (Plated) or Stainless Steel (Passivated)

LEE STOCK NUMBER	OUTSIDE DIAMETER		TO WORK IN HOLE DIA. MIN		NOMINAL WIRE DIAMETER		TO WORK OVER ROD DIA. MAX		APPROXIMATE LOAD AT SOLID HEIGHT		NOMINAL FREE LENGTH		SPRING RATE		APPROXIMATE SOLID HEIGHT		PRICE GROUP		
																	Music Wire	302 Stainless	316 Stainless
	MM	IN	MM	IN	MM	IN	MM	IN	N	LB	MM	IN	N/MM	LB/IN	MM	IN	M	S	S316
LCM130F 01	10.80	0.425	11.30	0.445	1.30	0.051	7.70	0.303	83.62	18.80	12.50	0.492	12.94	73.90	6.07	0.239	F	H	SPECIAL
LCM130F 02											14.00	0.551	11.24	64.20	6.58	0.259	F	H	SPECIAL
LCM130F 03											15.50	0.610	9.93	56.70	7.11	0.280	F	H	SPECIAL
LCM130F 04											17.00	0.669	8.90	50.80	7.62	0.300	F	H	SPECIAL
LCM130F 05											19.00	0.748	7.81	44.60	8.33	0.328	G	J	SPECIAL
LCM130F 06											21.00	0.827	6.97	39.80	9.02	0.355	G	J	SPECIAL
LCM130F 07											23.00	0.906	6.29	35.90	9.73	0.383	G	J	SPECIAL
LCM130F 08											25.00	0.984	5.73	32.70	10.44	0.411	H	K	SPECIAL
LCM130F 09											27.50	1.083	5.15	29.40	11.30	0.445	H	K	SPECIAL
LCM130F 10											30.00	1.181	4.68	26.70	12.17	0.479	J	L	SPECIAL
LCM130F 11											35.00	1.378	3.96	22.60	13.92	0.548	J	L	SPECIAL
LCM130F 12											40.00	1.575	3.43	19.60	15.67	0.617	K	M	SPECIAL
LCM130F 13											45.00	1.772	3.03	17.30	17.42	0.686	L	N	SPECIAL
LCM130F 14											50.00	1.969	2.70	15.40	19.15	0.754	M	P	SPECIAL
LCM130F 15											55.00	2.165	2.45	14.00	20.90	0.823	N	Q	SPECIAL
LCM130F 16											60.00	2.362	2.24	12.80	22.66	0.892	P	R	SPECIAL
LCM100FC 01†	11.00	0.433	11.80	0.465	1.00	0.039	8.40	0.331	34.68	7.80	17.50	0.689	2.95	16.87	5.51	0.217	G	J	SPECIAL
LCM100FC 02†											26.00	1.024	1.88	10.74	7.49	0.295	G	J	SPECIAL
LCM100FC 03†											39.00	1.535	1.22	6.95	10.49	0.413	H	K	SPECIAL
LCM100FC 04†											56.00	2.205	0.83	4.72	14.50	0.571	H	K	SPECIAL
LCM100FC 05†											81.50	3.209	0.56	3.19	20.50	0.807	J	L	SPECIAL
LC 032FF 01	11.10	0.437	11.91	0.469	0.81	0.032	9.12	0.359	17.16	3.86	12.70	0.500	1.87	10.68	3.53	0.139	C	E	J
LC 032FF 02											15.88	0.625	1.45	8.30	4.06	0.160	C	E	J
LC 032FF 03											19.05	0.750	1.19	6.79	4.59	0.181	D	F	K
LC 032FF 04											22.23	0.875	1.01	5.74	5.12	0.202	D	F	K
LC 032FF 05											25.40	1.000	0.87	4.98	5.66	0.223	E	G	L
LC 032FF 06											31.75	1.250	0.69	3.93	6.72	0.265	E	G	L
LC 032FF 07											38.10	1.500	0.57	3.24	7.79	0.307	F	H	M
LC 032FF 08											44.45	1.750	0.48	2.76	8.85	0.348	F	H	M
LC 032FF 09											50.80	2.000	0.42	2.41	9.91	0.390	G	J	N
LC 032FF 10											53.98	2.125	0.40	2.26	10.44	0.411	G	J	N
LC 041FF 01					1.04	0.041	8.71	0.343	34.56	7.77	12.70	0.500	4.49	25.64	5.00	0.197	E	G	L
LC 041FF 02											15.88	0.625	3.46	19.74	5.85	0.231	E	G	L
LC 041FF 03											19.05	0.750	2.81	16.04	6.71	0.264	F	H	M
LC 041FF 04											22.23	0.875	2.37	13.51	7.56	0.298	F	H	M
LC 041FF 05											25.40	1.000	2.04	11.67	8.42	0.331	G	J	N
LC 041FF 06											27.00	1.063	1.91	10.90	8.86	0.349	G	J	N
LC 041FF 07											31.75	1.250	1.60	9.15	10.14	0.399	H	K	P
LC 041FF 08											38.10	1.500	1.32	7.54	11.85	0.467	H	K	P
LC 041FF 09											44.45	1.750	1.12	6.41	13.56	0.534	J	L	Q
LC 041FF 10											50.80	2.000	0.98	5.58	15.28	0.601	J	L	Q
LC 054FF 01					1.37	0.054	8.08	0.318	73.53	16.53	12.70	0.500	13.13	75.00	7.10	0.280	F	H	M
LC 054FF 02											15.88	0.625	9.96	56.87	8.46	0.333	F	H	M
LC 054FF 03											19.05	0.750	8.02	45.80	9.83	0.387	G	J	N
LC 054FF 04											22.23	0.875	6.71	38.33	11.19	0.441	G	J	N
LC 054FF 05											25.40	1.000	5.77	32.96	12.56	0.494	H	K	P
LC 054FF 06											31.75	1.250	4.51	25.75	15.28	0.602	J	L	Q
LC 054FF 07											38.10	1.500	3.70	21.12	18.01	0.709	K	M	R
LC 054FF 08											44.45	1.750	3.14	17.91	20.74	0.816	L	N	S
LC 054FF 09											50.80	2.000	2.72	15.54	23.46	0.924	M	P	T
LC 054FF 10											57.15	2.250	2.40	13.73	26.19	1.031	N	Q	U
LC 054FF 11											63.50	2.500	2.15	12.29	28.92	1.139	P	R	V
LCM125FF 01†	11.25	0.443	11.90	0.469	1.25	0.049	8.20	0.323	93.19	20.95	20.00	0.787	7.21	41.19	6.88	0.271	G	J	SPECIAL
LCM125FF 02†											29.50	1.161	4.59	26.21	9.37	0.369	G	J	SPECIAL
LCM125FF 03†											44.50	1.752	2.97	16.96	13.13	0.517	K	M	SPECIAL
LCM125FF 04†											64.00	2.520	2.02	11.53	18.14	0.714	L	N	SPECIAL
LCM125FF 05†											93.50	3.681	1.36	7.79	25.63	1.009	L	N	SPECIAL
LC 039FG 01	11.56	0.455	11.91	0.469	0.99	0.039	9.25	0.364	31.14	7.00	12.70	0.500	3.50	20.00	4.37	0.172	E	G	L
LC 039FG 02											15.88	0.625	2.75	15.70	5.05	0.199	E	G	L
LC 039FG 03											19.05	0.750	2.21	12.60	5.74	0.226	F	H	M
LC 039FG 04											22.23	0.875	1.89	10.80	6.45	0.254	F	H	M

† Indicates DIN Compression Springs meeting the design parameters outlined in Standard DIN 2098

Spring rates and maximum loads relate only to music wire.
When using stainless steel multiply by 0.833

COMPRESSION SPRINGS: STANDARD SERIES

● **End Coils Closed and Ground Square** ● **Music Wire (Plated) or Stainless Steel (Passivated)**

LEE STOCK NUMBER	OUTSIDE DIAMETER		TO WORK IN HOLE DIA. MIN		NOMINAL WIRE DIAMETER		TO WORK OVER ROD DIA. MAX		APPROXIMATE LOAD AT SOLID HEIGHT		NOMINAL FREE LENGTH		SPRING RATE		APPROXIMATE SOLID HEIGHT		PRICE GROUP		
																	Music Wire	302 Stainless	316 Stainless
	MM	IN	MM	IN	MM	IN	MM	IN	N	LB	MM	IN	N/MM	LB/IN	MM	IN	M	S	S316
LC 039FG 05	11.56	0.455	11.91	0.469	0.99	0.039	9.25	0.364	31.14	7.00	25.40	1.000	1.65	9.40	7.19	0.283	G	J	N
LC 039FG 06											31.75	1.250	1.26	7.20	8.61	0.339	G	J	N
LC 039FG 07											38.10	1.500	1.03	5.90	10.01	0.394	H	K	P
LC 039FG 08											44.45	1.750	0.88	5.00	11.38	0.448	H	K	P
LC 046FG 01					1.17	0.046	8.92	0.351	48.93	11.00	12.70	0.500	6.48	37.00	5.38	0.212	F	H	M
LC 046FG 02											15.88	0.625	4.99	28.50	6.30	0.248	F	H	M
LC 046FG 03											19.05	0.750	4.03	23.00	7.24	0.285	G	J	N
LC 046FG 04											22.23	0.875	3.38	19.30	8.18	0.322	H	K	P
LC 046FG 05											25.40	1.000	2.94	16.80	9.12	0.359	J	L	Q
LC 046FG 06											31.75	1.250	2.28	13.00	10.97	0.432	J	L	Q
LC 046FG 07											38.10	1.500	1.89	10.80	12.85	0.506	K	M	R
LC 046FG 08											44.45	1.750	1.63	9.30	14.61	0.575	K	M	R
LCM160FG 01†	11.60	0.457	12.10	0.476	1.60	0.063	7.90	0.311	187.83	42.23	18.50	0.728	19.36	110.58	8.79	0.346	G	J	SPECIAL
LCM160FG 02†											27.00	1.063	12.32	70.37	11.99	0.472	G	J	SPECIAL
LCM160FG 03†											40.50	1.594	7.97	45.53	16.79	0.661	M	P	SPECIAL
LCM160FG 04†											58.50	2.303	5.42	30.96	23.19	0.913	Q	S	SPECIAL
LCM160FG 05†											85.00	3.346	3.66	20.92	32.79	1.291	Q	S	SPECIAL
LCM095G 01	12.00	0.472	12.70	0.500	0.95	0.037	9.60	0.378	32.38	7.28	12.50	0.492	3.61	20.63	3.53	0.139	F	H	SPECIAL
LCM095G 02											15.50	0.610	2.82	16.10	4.01	0.158	F	H	SPECIAL
LCM095G 03											19.00	0.748	2.24	12.80	4.55	0.179	G	J	SPECIAL
LCM095G 04											22.00	0.866	1.91	10.90	5.00	0.197	G	J	SPECIAL
LCM095G 05											25.00	0.984	1.66	9.50	5.49	0.216	H	K	SPECIAL
LCM095G 06											30.00	1.181	1.36	7.78	6.25	0.246	J	L	SPECIAL
LCM095G 07											35.00	1.378	1.16	6.60	7.04	0.277	J	L	SPECIAL
LCM095G 08											40.00	1.575	1.00	5.70	7.80	0.307	K	M	SPECIAL
LCM095G 09											45.00	1.772	0.89	5.07	8.59	0.338	K	M	SPECIAL
LCM095G 10											50.00	1.969	0.81	4.60	9.35	0.368	L	M	SPECIAL
LCM095G 11											55.00	2.165	0.72	4.12	10.13	0.399	M	P	SPECIAL
LCM095G 12											60.00	2.362	0.66	3.76	10.90	0.429	N	Q	SPECIAL
LCM095G 13											65.00	2.559	0.61	3.50	11.66	0.459	N	Q	SPECIAL
LCM095G 14											70.00	2.756	0.56	3.20	12.45	0.490	P	R	SPECIAL
LCM095G 15											75.00	2.953	0.52	2.99	13.21	0.520	Q	S	SPECIAL
LCM140G 01					1.40	0.055	8.70	0.343	88.52	19.90	12.50	0.492	13.90	79.40	6.15	0.242	F	H	SPECIAL
LCM140G 02											15.50	0.610	10.63	60.70	7.19	0.283	F	H	SPECIAL
LCM140G 03											19.00	0.748	8.33	47.60	8.41	0.331	G	J	SPECIAL
LCM140G 04											22.00	0.866	7.02	40.10	9.45	0.372	G	J	SPECIAL
LCM140G 05											25.00	0.984	6.08	34.70	10.49	0.413	H	K	SPECIAL
LCM140G 06											30.00	1.181	4.96	28.30	12.22	0.481	H	K	SPECIAL
LCM140G 07											35.00	1.378	4.18	23.90	13.94	0.549	J	L	SPECIAL
LCM140G 08											40.00	1.575	3.62	20.70	15.67	0.617	J	L	SPECIAL
LCM140G 09											45.00	1.772	3.20	18.30	17.40	0.685	K	M	SPECIAL
LCM140G 10											50.00	1.969	2.85	16.30	19.13	0.753	K	M	SPECIAL
LCM140G 11											55.00	2.165	2.59	14.80	20.85	0.821	L	N	SPECIAL
LCM140G 12											60.00	2.362	2.36	13.50	22.58	0.889	M	P	SPECIAL
LCM140G 13											65.00	2.559	2.17	12.40	24.31	0.957	N	Q	SPECIAL
LCM140G 14											70.00	2.756	2.01	11.50	26.06	1.026	P	R	SPECIAL
LCM140G 15											75.00	2.953	1.87	10.70	27.79	1.094	Q	S	SPECIAL
LCM200G 01†			12.50	0.492	2.00	0.079	7.50	0.295	344.17	77.38	18.00	0.709	47.27	269.97	11.00	0.433	N	Q	SPECIAL
LCM200G 02†											26.50	1.043	30.08	171.80	15.01	0.591	P	R	SPECIAL
LCM200G 03†											38.50	1.516	19.46	111.16	21.01	0.827	R	T	SPECIAL
LCM200G 04†											55.00	2.165	13.24	75.59	29.01	1.142	U	W	SPECIAL
LCM200G 05†											79.50	3.130	8.94	51.08	41.00	1.614	X	Z	SPECIAL
LC 036G 01	12.19	0.480	12.70	0.500	0.91	0.036	9.96	0.392	25.35	5.70	12.70	0.500	2.75	15.70	3.61	0.142	E	G	L
LC 036G 02											15.88	0.625	2.14	12.20	4.11	0.162	F	H	M
LC 036G 03											19.05	0.750	1.73	9.90	4.62	0.182	F	H	M
LC 036G 04											22.23	0.875	1.47	8.40	5.13	0.202	G	J	N
LC 036G 05											25.40	1.000	1.26	7.20	5.64	0.222	G	J	N
LC 036G 06											31.75	1.250	1.00	5.70	6.63	0.261	H	K	P
LC 036G 07											38.10	1.500	0.82	4.70	7.65	0.301	J	L	Q
LC 036G 08											44.45	1.750	0.70	4.00	8.66	0.341	K	M	R
LC 036G 09											50.80	2.000	0.61	3.50	9.65	0.380	L	N	S

† **Indicates DIN Compression Springs meeting the design parameters outlined in Standard DIN 2098**

COMPRESSION SPRINGS: STANDARD SERIES

● End Coils Closed and Ground Square ● Music Wire (Plated) or Stainless Steel (Passivated)

LEE STOCK NUMBER	OUTSIDE DIAMETER		TO WORK IN HOLE DIA. MIN		NOMINAL WIRE DIAMETER		TO WORK OVER ROD DIA. MAX		APPROXIMATE LOAD AT SOLID HEIGHT		NOMINAL FREE LENGTH		SPRING RATE		APPROXIMATE SOLID HEIGHT		PRICE GROUP		
																	Music Wire	302 Stainless	316 Stainless
	MM	IN	MM	IN	MM	IN	MM	IN	N	LB	MM	IN	N/MM	LB/IN	MM	IN	M	S	S316
LC 036G 10	12.19	0.480	12.70	0.500	0.91	0.036	9.96	0.392	25.35	5.70	57.15	2.250	0.54	3.10	10.67	0.420	M	P	T
LC 036G 11											63.50	2.500	0.49	2.80	11.68	0.460	N	Q	U
LC 036G 12											69.85	2.750	0.44	2.50	12.67	0.499	P	R	V
LC 036G 13											76.20	3.000	0.40	2.30	13.69	0.539	Q	S	W
LC 038G 01					0.97	0.038	9.88	0.389	32.47	7.30	12.70	0.500	3.50	20.00	3.66	0.144	E	G	L
LC 038G 02											15.88	0.625	2.63	15.00	4.37	0.172	F	H	M
LC 038G 03											19.05	0.750	2.19	12.50	4.85	0.191	F	H	M
LC 038G 04											22.23	0.875	1.84	10.50	5.33	0.210	G	J	N
LC 038G 05											25.40	1.000	1.58	9.00	5.82	0.229	G	J	N
LC 038G 06											31.75	1.250	1.31	7.50	6.78	0.267	H	K	P
LC 038G 07											38.10	1.500	1.05	6.00	8.00	0.315	J	L	Q
LC 038G 08											41.28	1.625	0.96	5.50	8.43	0.332	K	M	R
LC 038G 09											44.45	1.750	0.86	4.90	9.17	0.361	L	N	S
LC 038G 10											50.80	2.000	0.75	4.30	10.34	0.407	M	P	T
LC 038G 11											57.15	2.250	0.65	3.70	11.68	0.460	N	Q	U
LC 038G 12											63.50	2.500	0.58	3.30	12.78	0.503	P	R	V
LC 038G 13											69.85	2.750	0.53	3.00	13.87	0.546	Q	S	W
LC 038G 14											76.20	3.000	0.47	2.70	14.96	0.589	R	T	X
LC 042G 01					1.07	0.042	9.68	0.381	42.26	9.50	12.70	0.500	4.90	28.00	4.29	0.169	E	G	L
LC 042G 02											15.88	0.625	3.85	22.00	5.11	0.201	F	H	M
LC 042G 03											19.05	0.750	3.15	18.00	5.64	0.222	F	H	M
LC 042G 04											22.23	0.875	2.63	15.00	6.30	0.248	G	J	N
LC 042G 05											25.40	1.000	2.28	13.00	6.96	0.274	G	J	N
LC 042G 06											31.75	1.250	1.75	10.00	8.31	0.327	H	K	P
LC 042G 07											38.10	1.500	1.49	8.50	9.63	0.379	J	L	Q
LC 042G 08											41.28	1.625	1.35	7.70	10.16	0.400	K	M	R
LC 042G 09											44.45	1.750	1.21	6.90	11.13	0.438	L	N	S
LC 042G 10											50.80	2.000	1.05	6.00	12.45	0.490	M	P	T
LC 042G 11											57.15	2.250	0.96	5.50	12.80	0.504	N	Q	U
LC 042G 12											63.50	2.500	0.88	5.00	14.27	0.562	P	R	V
LC 042G 13											69.85	2.750	0.79	4.50	15.49	0.610	Q	S	W
LC 042G 14											76.20	3.000	0.72	4.10	16.74	0.659	R	T	X
LC 045G 01					1.14	0.045	9.55	0.376	51.15	11.50	12.70	0.500	6.13	35.00	4.88	0.192	F	H	M
LC 045G 02											15.88	0.625	4.90	28.00	5.46	0.215	F	H	M
LC 045G 03											19.05	0.750	3.85	22.00	6.30	0.248	G	J	N
LC 045G 04											22.23	0.875	3.33	19.00	6.88	0.271	G	J	N
LC 045G 05											25.40	1.000	2.98	17.00	7.44	0.293	H	K	P
LC 045G 06											31.75	1.250	2.28	13.00	9.17	0.361	J	L	Q
LC 045G 07											38.10	1.500	1.93	11.00	10.26	0.404	K	M	R
LC 045G 08											41.28	1.625	1.72	9.80	11.33	0.446	K	M	R
LC 045G 09											44.45	1.750	1.58	9.00	12.24	0.482	L	N	S
LC 045G 10											50.80	2.000	1.35	7.70	13.74	0.541	M	P	T
LC 045G 11											57.15	2.250	1.17	6.70	15.49	0.610	N	Q	U
LC 045G 12											63.50	2.500	1.09	6.20	16.92	0.666	P	R	V
LC 045G 13											69.85	2.750	0.98	5.60	17.42	0.686	Q	S	W
LC 045G 14											76.20	3.000	0.89	5.10	18.85	0.742	R	T	X
LC 051G 01					1.30	0.051	9.27	0.365	71.17	16.00	12.70	0.500	9.98	57.00	5.56	0.219	F	H	M
LC 051G 02											15.88	0.625	7.53	43.00	6.48	0.255	F	H	M
LC 051G 03											19.05	0.750	6.48	37.00	7.39	0.291	G	J	N
LC 051G 04											22.23	0.875	5.17	29.50	8.15	0.321	G	J	N
LC 051G 05											25.40	1.000	4.38	25.00	9.40	0.370	H	K	P
LC 051G 06											31.75	1.250	3.41	19.50	11.15	0.439	J	L	Q
LC 051G 07											38.10	1.500	2.80	16.00	12.95	0.510	K	M	R
LC 051G 08											41.28	1.625	2.59	14.80	13.97	0.550	K	M	R
LC 051G 09											44.45	1.750	2.42	13.80	14.88	0.586	L	N	S
LC 051G 10											50.80	2.000	2.10	12.00	16.84	0.663	M	P	T
LC 051G 11											57.15	2.250	1.84	10.50	18.80	0.740	N	Q	U
LC 051G 12											63.50	2.500	1.66	9.50	20.73	0.816	P	R	V
LC 051G 13											69.85	2.750	1.45	8.30	22.86	0.900	Q	S	W
LC 051G 14											76.20	3.000	1.33	7.60	24.77	0.975	R	T	X

† Indicates DIN Compression Springs meeting the design parameters outlined in Standard DIN 2098

Spring rates and maximum loads relate only to music wire.
When using stainless steel multiply by 0.833

COMPRESSION SPRINGS: STANDARD SERIES

● **End Coils Closed and Ground Square** ● **Music Wire (Plated) or Stainless Steel (Passivated)**

LEE STOCK NUMBER	OUTSIDE DIAMETER		TO WORK IN HOLE DIA. MIN		NOMINAL WIRE DIAMETER		TO WORK OVER ROD DIA. MAX		APPROXIMATE LOAD AT SOLID HEIGHT		NOMINAL FREE LENGTH		SPRING RATE		APPROXIMATE SOLID HEIGHT		PRICE GROUP		
																	Music Wire	302 Stainless	316 Stainless
	MM	IN	MM	IN	MM	IN	MM	IN	N	LB	MM	IN	N/MM	LB/IN	MM	IN	M	S	S316
LC 055G 01	12.19	0.480	12.70	0.500	1.40	0.055	9.09	0.358	88.96	20.00	12.70	0.500	12.61	72.00	6.32	0.249	F	H	M
LC 055G 02											15.88	0.625	9.81	56.00	7.37	0.290	F	H	M
LC 055G 03											19.05	0.750	8.23	47.00	8.05	0.317	G	J	N
LC 055G 04											22.23	0.875	6.65	38.00	9.47	0.373	G	J	N
LC 055G 05											25.40	1.000	6.13	35.00	10.16	0.400	H	K	P
LC 055G 06											31.75	1.250	4.73	27.00	12.24	0.482	J	L	Q
LC 055G 07											38.10	1.500	3.85	22.00	14.35	0.565	K	M	R
LC 055G 08											41.28	1.625	3.50	20.00	15.37	0.605	K	M	R
LC 055G 09											44.45	1.750	3.15	18.00	16.76	0.660	L	N	S
LC 055G 10											50.80	2.000	2.80	16.00	18.29	0.720	M	P	T
LC 055G 11											57.15	2.250	2.49	14.20	21.21	0.835	N	Q	U
LC 055G 12											63.50	2.500	2.19	12.50	23.55	0.927	P	R	V
LC 055G 13											69.85	2.750	1.91	10.90	25.96	1.022	Q	S	W
LC 055G 14											76.20	3.000	1.75	10.00	28.12	1.107	R	T	X
LC 059G 01					1.50	0.059	8.89	0.350	106.75	24.00	12.70	0.500	17.16	98.00	6.73	0.265	F	H	M
LC 059G 02											15.88	0.625	13.13	75.00	8.00	0.315	F	H	M
LC 059G 03											19.05	0.750	10.68	61.00	8.99	0.354	G	J	N
LC 059G 04											22.23	0.875	8.93	51.00	10.11	0.398	G	J	N
LC 059G 05											25.40	1.000	7.53	43.00	11.38	0.448	H	K	P
LC 059G 06											31.75	1.250	5.95	34.00	13.79	0.543	J	L	Q
LC 059G 07											38.10	1.500	4.90	28.00	16.10	0.634	K	M	R
LC 059G 08											41.28	1.625	4.47	25.50	17.22	0.678	K	M	R
LC 059G 09											44.45	1.750	4.11	23.50	18.75	0.738	L	N	S
LC 059G 10											50.80	2.000	3.59	20.50	20.98	0.826	M	P	T
LC 059G 11											57.15	2.250	3.15	18.00	23.24	0.915	N	Q	U
LC 059G 12											63.50	2.500	2.80	16.00	25.40	1.000	P	R	V
LC 059G 13											69.85	2.750	2.57	14.70	27.99	1.102	Q	S	W
LC 059G 14											76.20	3.000	2.36	13.50	30.33	1.194	R	T	X
LC 063G 01					1.60	0.063	8.69	0.342	128.99	29.00	12.70	0.500	21.89	125.00	7.65	0.301	G	J	N
LC 063G 02											15.88	0.625	16.63	95.00	8.84	0.348	H	K	P
LC 063G 03											19.05	0.750	13.48	77.00	10.03	0.395	H	K	P
LC 063G 04											22.23	0.875	11.38	65.00	11.61	0.457	J	L	Q
LC 063G 05											25.40	1.000	9.98	57.00	12.83	0.505	J	L	Q
LC 063G 06											31.75	1.250	7.88	45.00	15.24	0.600	K	M	R
LC 063G 07											38.10	1.500	6.48	37.00	17.63	0.694	L	N	S
LC 063G 08											41.28	1.625	5.95	34.00	19.18	0.755	M	P	T
LC 063G 09											44.45	1.750	5.43	31.00	20.78	0.818	M	P	T
LC 063G 10											50.80	2.000	4.73	27.00	23.37	0.920	N	Q	U
LC 063G 11											57.15	2.250	4.20	24.00	26.34	1.037	P	R	V
LC 063G 12											63.50	2.500	3.73	21.30	29.01	1.142	Q	S	W
LC 063G 13											76.20	3.000	2.98	17.00	34.39	1.354	R	T	X
LC 067G 01					1.70	0.067	8.48	0.334	162.35	36.50	12.70	0.500	31.34	179.00	7.75	0.305	J	L	Q
LC 067G 02											15.88	0.625	23.29	133.00	9.17	0.361	K	M	R
LC 067G 03											19.05	0.750	18.56	106.00	10.57	0.416	K	M	R
LC 067G 04											22.23	0.875	15.43	88.10	11.96	0.471	L	N	S
LC 067G 05											25.40	1.000	13.20	75.40	13.36	0.526	L	N	S
LC 067G 06											31.75	1.250	10.24	58.50	16.13	0.635	M	P	T
LC 067G 07											38.10	1.500	8.37	47.80	18.95	0.746	N	Q	U
LC 067G 08											44.45	1.750	7.07	40.40	21.74	0.856	P	R	V
LC 067G 09											50.80	2.000	6.13	35.00	24.54	0.966	Q	S	W
LC 067G 10											57.15	2.250	5.39	30.80	27.38	1.078	R	T	X
LC 067G 11											63.50	2.500	4.83	27.60	30.12	1.186	S	U	Y
LC 067G 12											69.85	2.750	4.38	25.00	32.87	1.294	T	V	Z
LC 067G 13											76.20	3.000	3.99	22.80	35.69	1.405	U	W	BA
LC 072G 01					1.83	0.072	8.23	0.324	198.64	44.66	12.70	0.500	43.78	250.00	8.23	0.324	K	M	R
LC 072G 02											15.88	0.625	32.39	185.00	9.80	0.386	L	N	S
LC 072G 03											19.05	0.750	25.72	146.90	11.38	0.448	L	N	S
LC 072G 04											22.23	0.875	21.31	121.70	12.95	0.510	M	P	T
LC 072G 05											25.40	1.000	18.21	104.00	14.53	0.572	M	P	T
LC 072G 06											31.75	1.250	14.10	80.50	17.65	0.695	N	Q	U
LC 072G 07											38.10	1.500	11.50	65.70	20.80	0.819	P	R	V

† **Indicates DIN Compression Springs meeting the design parameters outlined in Standard DIN 2098**

COMPRESSION SPRINGS: STANDARD SERIES

● **End Coils Closed and Ground Square** ● **Music Wire (Plated) or Stainless Steel (Passivated)**

LEE STOCK NUMBER	OUTSIDE DIAMETER		TO WORK IN HOLE DIA. MIN		NOMINAL WIRE DIAMETER		TO WORK OVER ROD DIA. MAX		APPROXIMATE LOAD AT SOLID HEIGHT		NOMINAL FREE LENGTH		SPRING RATE		APPROXIMATE SOLID HEIGHT		PRICE GROUP		
																	Music Wire	302 Stainless	316 Stainless
	MM	IN	MM	IN	MM	IN	MM	IN	N	LB	MM	IN	N/MM	LB/IN	MM	IN	M	S	S316
LC 072G 08	12.19	0.480	12.70	0.500	1.83	0.072	8.23	0.324	198.64	44.66	44.45	1.750	9.70	55.40	23.93	0.942	Q	S	W
LC 072G 09											50.80	2.000	8.40	48.00	27.08	1.066	R	T	X
LC 072G 10											57.15	2.250	7.41	42.30	30.23	1.190	S	U	Y
LC 072G 11											63.50	2.500	6.62	37.80	33.35	1.313	T	V	Z
LC 072G 12											69.85	2.750	5.99	34.20	36.50	1.437	U	W	BA
LC 072G 13											76.20	3.000	5.46	31.20	39.62	1.560	V	X	BB
LC 072G 14											82.55	3.250	5.03	28.70	42.72	1.682	W	Y	BC
LC 072G 15											88.90	3.500	4.64	26.50	45.95	1.809	X	Z	BD
LC 075G 01					1.91	0.075	8.10	0.319	204.61	46.00	12.70	0.500	50.62	289.10	8.76	0.345	L	N	R
LC 075G 02											15.88	0.625	37.75	215.60	10.41	0.410	M	P	R
LC 075G 03											19.05	0.750	29.61	169.10	12.22	0.481	M	P	R
LC 075G 04											22.23	0.875	24.34	139.00	14.02	0.552	N	Q	R
LC 075G 05											25.40	1.000	20.91	119.40	15.67	0.617	N	Q	S
LC 075G 06											31.75	1.250	16.16	92.30	19.10	0.752	P	R	T
LC 075G 07											38.10	1.500	13.19	75.30	22.53	0.887	Q	S	U
LC 075G 08											44.45	1.750	11.12	63.50	26.01	1.024	R	T	V
LC 075G 09											50.80	2.000	9.63	55.00	29.41	1.158	S	U	W
LC 075G 10											57.15	2.250	8.47	48.40	32.89	1.295	T	V	X
LC 075G 11											63.50	2.500	7.58	43.30	36.30	1.429	U	W	Y
LC 075G 12											69.85	2.750	6.85	39.10	39.78	1.566	V	X	Z
LC 075G 13											76.20	3.000	6.25	35.70	43.18	1.700	W	Y	BA
LC 075G 14											82.55	3.250	5.74	32.80	46.66	1.837	X	Z	BB
LC 075G 15											88.90	3.500	5.32	30.40	50.04	1.970	Y	BA	BC
LC 080G 01					2.03	0.080	7.82	0.308	302.46	68.00	12.70	0.500	74.58	425.90	8.64	0.340	M	P	T
LC 080G 02											15.88	0.625	54.53	311.40	10.34	0.407	N	Q	U
LC 080G 03											19.05	0.750	42.97	245.40	12.01	0.473	N	Q	U
LC 080G 04											22.23	0.875	35.46	202.50	13.69	0.539	P	R	V
LC 080G 05											25.40	1.000	30.19	172.40	15.39	0.606	P	R	V
LC 080G 06											31.75	1.250	23.25	132.80	18.75	0.738	Q	S	W
LC 080G 07											38.10	1.500	18.93	108.10	22.12	0.871	R	T	X
LC 080G 08											44.45	1.750	15.95	91.10	25.48	1.003	S	U	Y
LC 080G 09											50.80	2.000	13.78	78.70	28.85	1.136	T	V	Z
LC 080G 10											57.15	2.250	12.13	69.30	32.23	1.269	U	W	BA
LC 080G 11											63.50	2.500	10.84	61.90	35.59	1.401	V	X	BB
LC 080G 12											69.85	2.750	9.79	55.90	38.96	1.534	W	Y	BC
LC 080G 13											76.20	3.000	8.93	51.00	42.32	1.666	X	Z	BD
LC 041GG 01	12.70	0.500	13.49	0.531	1.04	0.041	10.31	0.406	24.72	5.56	12.70	0.500	3.12	17.83	4.78	0.188	E	G	L
LC 041GG 02											15.88	0.625	2.40	13.72	5.57	0.219	F	H	M
LC 041GG 03											19.05	0.750	1.95	11.15	6.36	0.250	F	H	M
LC 041GG 04											22.23	0.875	1.65	9.40	7.15	0.281	G	J	N
LC 041GG 05											25.40	1.000	1.42	8.12	7.94	0.313	G	J	N
LC 041GG 06											31.75	1.250	1.12	6.38	9.51	0.375	H	K	P
LC 041GG 07											38.10	1.500	0.92	5.25	11.09	0.437	J	L	Q
LC 041GG 08											44.45	1.750	0.78	4.47	12.67	0.499	L	M	R
LC 041GG 09											50.80	2.000	0.68	3.88	14.25	0.561	M	N	S
LC 041GG 10											57.15	2.250	0.60	3.44	15.82	0.623	N	P	T
LC 041GG 11											63.50	2.500	0.54	3.08	17.40	0.685	P	Q	U
LC 041GG 12											69.85	2.750	0.49	2.79	18.98	0.747	Q	R	V
LC 041GG 13											76.20	3.000	0.45	2.55	20.56	0.809	R	S	W
LC 062GG 01					1.59	0.063	9.22	0.363	78.22	17.58	12.70	0.500	16.59	94.76	7.99	0.314	G	J	N
LC 062GG 02											15.88	0.625	12.44	71.07	9.56	0.376	H	K	P
LC 062GG 03											19.05	0.750	9.96	56.86	11.13	0.438	H	K	P
LC 062GG 04											22.23	0.875	8.30	47.38	12.70	0.500	J	L	Q
LC 062GG 05											25.40	1.000	7.11	40.61	14.27	0.562	J	L	Q
LC 062GG 06											31.75	1.250	5.53	31.59	17.42	0.686	K	M	R
LC 062GG 07											38.10	1.500	4.53	25.84	20.56	0.810	L	N	S
LC 062GG 08											44.45	1.750	3.83	21.87	23.71	0.933	M	P	T
LC 062GG 09											50.80	2.000	3.32	18.95	26.85	1.057	M	P	T

† Indicates DIN Compression Springs meeting the design parameters outlined in Standard DIN 2098

Spring rates and maximum loads relate only to music wire.
When using stainless steel multiply by 0.833

COMPRESSION SPRINGS: STANDARD SERIES

● **End Coils Closed and Ground Square** ● **Music Wire (Plated) or Stainless Steel (Passivated)**

LEE STOCK NUMBER	OUTSIDE DIAMETER		TO WORK IN HOLE DIA. MIN		NOMINAL WIRE DIAMETER		TO WORK OVER ROD DIA. MAX		APPROXIMATE LOAD AT SOLID HEIGHT		NOMINAL FREE LENGTH		SPRING RATE		APPROXIMATE SOLID HEIGHT		PRICE GROUP		
																	Music Wire	302 Stainless	316 Stainless
	MM	IN	MM	IN	MM	IN	MM	IN	N	LB	MM	IN	N/MM	LB/IN	MM	IN	M	S	S316
LC 062GG 10	12.70	0.500	13.49	0.531	1.59	0.063	9.22	0.363	78.22	17.58	57.15	2.250	2.93	16.72	29.99	1.181	N	Q	U
LC 062GG 11											63.50	2.500	2.62	14.96	33.14	1.305	P	R	V
LC 062GG 12											69.85	2.750	2.37	13.54	36.28	1.429	Q	S	W
LC 062GG 13											76.20	3.000	2.16	12.36	39.43	1.552	R	T	X
LC 072GG 01					1.83	0.072	8.76	0.345	143.81	32.33	12.70	0.500	35.08	200.35	8.60	0.339	K	M	R
LC 072GG 02											15.88	0.625	25.97	148.29	10.30	0.405	L	N	S
LC 072GG 03											19.05	0.750	20.61	117.70	11.99	0.472	L	N	S
LC 072GG 04											22.23	0.875	17.09	97.57	13.69	0.539	M	P	T
LC 072GG 05											25.40	1.000	14.59	83.33	15.39	0.606	M	P	T
LC 072GG 06											31.75	1.250	11.29	64.49	18.78	0.740	N	Q	U
LC 072GG 07											38.10	1.500	9.21	52.60	22.18	0.873	P	R	V
LC 072GG 08											44.45	1.750	7.78	44.41	25.57	1.007	Q	S	W
LC 072GG 09											50.80	2.000	6.73	38.43	28.97	1.140	R	T	X
LC 072GG 10											57.15	2.250	5.93	33.87	32.36	1.274	S	U	Y
LC 072GG 11											63.50	2.500	5.30	30.27	35.76	1.408	T	V	Z
LC 072GG 12											69.85	2.750	4.79	27.37	39.15	1.541	U	W	BA
LC 072GG 13											76.20	3.000	4.37	24.97	42.55	1.675	V	X	BB
LC 072GG 14											82.55	3.250	4.02	22.96	45.94	1.809	W	Y	BC
LC 072GG 15											88.90	3.500	3.72	21.25	49.33	1.942	X	Z	BD
LCM100GH 01†	13.50	0.531	14.40	0.567	1.00	0.039	10.80	0.425	27.92	6.28	24.00	0.945	1.51	8.64	5.51	0.217	H	K	SPECIAL
LCM100GH 02†											36.50	1.437	0.96	5.50	7.49	0.295	J	L	SPECIAL
LCM100GH 03†											55.50	2.185	0.62	3.56	10.49	0.413	M	P	SPECIAL
LCM100GH 04†											80.50	3.169	0.42	2.42	14.50	0.571	R	T	SPECIAL
LCM100GH 05†											115.00	4.528	0.29	1.63	20.50	0.807	T	V	SPECIAL
LCM110GH 01	13.50	0.532	14.30	0.563	1.10	0.043	10.50	0.413	33.40	7.51	12.50	0.492	4.08	23.30	4.34	0.171	F	H	SPECIAL
LCM110GH 02											15.50	0.610	3.17	18.10	4.95	0.195	F	H	SPECIAL
LCM110GH 03											19.00	0.748	2.50	14.30	5.69	0.224	G	J	SPECIAL
LCM110GH 04											22.00	0.866	2.12	12.10	6.30	0.248	G	J	SPECIAL
LCM110GH 05											25.00	0.984	1.84	10.50	6.93	0.273	H	K	SPECIAL
LCM110GH 06											30.00	1.181	1.51	8.64	7.98	0.314	H	K	SPECIAL
LCM110GH 07											35.00	1.378	1.28	7.30	9.02	0.355	J	L	SPECIAL
LCM110GH 08											40.00	1.575	1.11	6.36	10.03	0.395	K	M	SPECIAL
LCM110GH 09											45.00	1.772	0.98	5.60	11.07	0.436	L	N	SPECIAL
LCM110GH 10											50.00	1.969	0.88	5.00	12.12	0.477	M	P	SPECIAL
LCM110GH 11											55.00	2.165	0.81	4.60	13.16	0.518	M	P	SPECIAL
LCM110GH 12											60.00	2.362	0.74	4.20	14.20	0.559	N	Q	SPECIAL
LCM110GH 13											65.00	2.559	0.67	3.80	15.24	0.600	P	R	SPECIAL
LCM110GH 14											70.00	2.756	0.61	3.50	16.28	0.641	Q	S	SPECIAL
LCM110GH 15											75.00	2.953	0.58	3.30	17.30	0.681	R	T	SPECIAL
LC 041GH 01	13.72	0.540	14.27	0.562	1.04	0.041	11.05	0.435	32.47	7.30	12.70	0.500	3.68	21.00	3.94	0.155	F	H	M
LC 041GH 02											15.88	0.625	2.85	16.30	4.50	0.177	F	H	M
LC 041GH 03											19.05	0.750	2.33	13.30	5.00	0.197	G	J	N
LC 041GH 04											22.23	0.875	1.96	11.20	5.51	0.217	G	J	N
LC 041GH 05											25.40	1.000	1.70	9.70	6.02	0.237	H	K	P
LC 041GH 06											31.75	1.250	1.33	7.60	7.01	0.276	J	L	Q
LC 041GH 07											38.10	1.500	1.10	6.30	8.00	0.315	K	M	R
LC 041GH 08											44.45	1.750	0.93	5.30	9.02	0.355	L	N	S
LC 041GH 09											50.80	2.000	0.81	4.60	10.03	0.395	M	P	T
LC 041GH 10											57.15	2.250	0.72	4.10	11.02	0.434	N	Q	U
LC 041GH 11											63.50	2.500	0.65	3.70	12.01	0.473	P	R	V
LC 041GH 12											69.85	2.750	0.58	3.30	13.03	0.513	Q	S	W
LC 041GH 13											76.20	3.000	0.53	3.00	14.02	0.552	R	T	X
LC 046GH 01					1.17	0.046	10.82	0.426	44.48	10.00	12.70	0.500	5.43	31.00	4.60	0.181	F	H	M
LC 046GH 02											15.88	0.625	4.20	24.00	5.28	0.208	F	H	M
LC 046GH 03											19.05	0.750	3.41	19.50	5.92	0.233	G	J	N
LC 046GH 04											22.23	0.875	2.87	16.40	6.55	0.258	G	J	N
LC 046GH 05											25.40	1.000	2.47	14.10	7.19	0.283	H	K	P
LC 046GH 06											31.75	1.250	1.94	11.10	8.46	0.333	J	L	Q
LC 046GH 07											38.10	1.500	1.59	9.10	9.73	0.383	K	M	R
LC 046GH 08											44.45	1.750	1.35	7.70	11.00	0.433	L	N	S
LC 046GH 09											50.80	2.000	1.17	6.70	12.27	0.483	M	P	T

† **Indicates DIN Compression Springs meeting the design parameters outlined in Standard DIN 2098**

COMPRESSION SPRINGS: STANDARD SERIES

● End Coils Closed and Ground Square ● Music Wire (Plated) or Stainless Steel (Passivated)

LEE STOCK NUMBER	OUTSIDE DIAMETER		TO WORK IN HOLE DIA. MIN		NOMINAL WIRE DIAMETER		TO WORK OVER ROD DIA. MAX		APPROXIMATE LOAD AT SOLID HEIGHT		NOMINAL FREE LENGTH		SPRING RATE		APPROXIMATE SOLID HEIGHT		PRICE GROUP		
																	Music Wire	302 Stainless	316 Stainless
	MM	IN	MM	IN	MM	IN	MM	IN	N	LB	MM	IN	N/MM	LB/IN	MM	IN	M	S	S316
LC 046GH 10	13.72	0.540	14.27	0.562	1.17	0.046	10.82	0.426	44.48	10.00	57.15	2.250	1.03	5.90	13.54	0.533	N	Q	U
LC 046GH 11											63.50	2.500	0.93	5.30	14.81	0.583	P	R	V
LC 046GH 12											69.85	2.750	0.84	4.80	16.08	0.633	Q	S	W
LC 046GH 13											76.20	3.000	0.77	4.40	17.35	0.683	R	T	X
LC 054GH 01					1.37	0.054	10.46	0.412	71.17	16.00	12.70	0.500	10.03	57.30	5.66	0.223	F	H	M
LC 054GH 02											15.88	0.625	7.60	43.40	6.50	0.256	F	H	M
LC 054GH 03											19.05	0.750	6.13	35.00	7.37	0.290	G	J	N
LC 054GH 04											22.23	0.875	5.13	29.30	8.20	0.323	G	J	N
LC 054GH 05											25.40	1.000	4.41	25.20	9.04	0.356	H	K	P
LC 054GH 06											31.75	1.250	3.45	19.70	10.74	0.423	J	L	Q
LC 054GH 07											38.10	1.500	2.82	16.10	12.45	0.490	K	M	R
LC 054GH 08											44.45	1.750	2.40	13.70	14.15	0.557	L	N	S
LC 054GH 09											50.80	2.000	2.08	11.90	15.85	0.624	M	P	T
LC 054GH 10											57.15	2.250	1.84	10.50	17.55	0.691	N	Q	U
LC 054GH 11											63.50	2.500	1.65	9.40	19.23	0.757	P	R	V
LC 054GH 12											69.85	2.750	1.49	8.50	20.93	0.824	Q	S	W
LC 054GH 13											76.20	3.000	1.37	7.80	22.63	0.891	R	T	X
LC 058GH 01					1.47	0.058	10.26	0.404	88.96	20.00	12.70	0.500	13.27	75.80	6.15	0.242	F	H	M
LC 058GH 02											15.88	0.625	10.02	57.20	7.11	0.280	F	H	M
LC 058GH 03											19.05	0.750	8.04	45.90	8.08	0.318	G	J	N
LC 058GH 04											22.23	0.875	6.72	38.40	9.02	0.355	G	J	N
LC 058GH 05											25.40	1.000	5.78	33.00	9.98	0.393	H	K	P
LC 058GH 06											31.75	1.250	4.50	25.70	11.91	0.469	J	L	Q
LC 058GH 07											38.10	1.500	3.68	21.00	13.82	0.544	K	M	R
LC 058GH 08											44.45	1.750	3.12	17.80	15.75	0.620	L	N	S
LC 058GH 09											50.80	2.000	2.71	15.50	17.65	0.695	M	P	T
LC 058GH 10											57.15	2.250	2.40	13.70	19.58	0.771	N	Q	U
LC 058GH 11											63.50	2.500	2.14	12.20	21.49	0.846	P	R	V
LC 058GH 12											69.85	2.750	1.93	11.00	23.42	0.922	Q	S	W
LC 058GH 13											76.20	3.000	1.77	10.10	25.32	0.997	R	T	X
LC 063GH 01					1.60	0.063	10.01	0.394	111.20	25.00	12.70	0.500	18.46	105.40	6.76	0.266	G	J	N
LC 063GH 02											15.88	0.625	13.83	79.00	7.87	0.310	G	J	N
LC 063GH 03											19.05	0.750	11.07	63.20	8.97	0.353	H	K	P
LC 063GH 04											22.23	0.875	9.21	52.60	10.08	0.397	H	K	P
LC 063GH 05											25.40	1.000	7.90	45.10	11.18	0.440	J	L	Q
LC 063GH 06											31.75	1.250	6.15	35.10	13.39	0.527	K	M	R
LC 063GH 07											38.10	1.500	5.03	28.70	15.60	0.614	L	N	S
LC 063GH 08											44.45	1.750	4.25	24.30	17.81	0.701	M	P	T
LC 063GH 09											50.80	2.000	3.68	21.00	20.02	0.788	N	Q	U
LC 063GH 10											57.15	2.250	3.26	18.60	22.23	0.875	P	R	V
LC 063GH 11											63.50	2.500	2.91	16.60	24.43	0.962	Q	S	W
LC 063GH 12											69.85	2.750	2.63	15.00	26.64	1.049	R	T	X
LC 063GH 13											76.20	3.000	2.40	13.70	28.85	1.136	S	U	Y
LC 067GH 01					1.70	0.067	9.83	0.387	133.44	30.00	12.70	0.500	23.99	137.00	7.21	0.284	H	K	P
LC 067GH 02											15.88	0.625	17.86	102.00	8.43	0.332	H	K	P
LC 067GH 03											19.05	0.750	14.22	81.20	9.65	0.380	J	L	Q
LC 067GH 04											22.23	0.875	11.82	67.50	10.87	0.428	J	L	Q
LC 067GH 05											25.40	1.000	10.10	57.70	12.09	0.476	K	M	R
LC 067GH 06											31.75	1.250	7.84	44.80	14.50	0.571	L	N	S
LC 067GH 07											38.10	1.500	6.41	36.60	16.94	0.667	M	P	T
LC 067GH 08											44.45	1.750	5.43	31.00	19.38	0.763	N	Q	U
LC 067GH 09											50.80	2.000	4.69	26.80	21.79	0.858	P	R	V
LC 067GH 10											57.15	2.250	4.13	23.60	24.23	0.954	Q	S	W
LC 067GH 11											63.50	2.500	3.69	21.10	26.67	1.050	R	T	X
LC 067GH 12											69.85	2.750	3.34	19.10	29.11	1.146	S	U	Y
LC 067GH 13											76.20	3.000	3.06	17.50	31.52	1.241	T	V	Z
LCM125GJ 01†	13.75	0.541	14.60	0.575	1.25	0.049	10.60	0.417	74.33	16.71	27.00	1.063	3.69	21.09	6.88	0.271	H	K	SPECIAL
LCM125GJ 02†											41.50	1.634	2.35	13.42	9.37	0.369	K	M	SPECIAL
LCM125GJ 03†											62.50	2.461	1.52	8.69	13.13	0.517	P	R	SPECIAL
LCM125GJ 04†											90.50	3.563	1.03	5.91	18.14	0.714	S	U	SPECIAL
LCM125GJ 05†											130.00	5.118	0.70	3.99	25.63	1.009	W	Y	SPECIAL

† Indicates DIN Compression Springs meeting the design parameters outlined in Standard DIN 2098

Spring rates and maximum loads relate only to music wire.
When using stainless steel multiply by 0.833

COMPRESSION SPRINGS: STANDARD SERIES

● **End Coils Closed and Ground Square** ● **Music Wire (Plated) or Stainless Steel (Passivated)**

LEE STOCK NUMBER	OUTSIDE DIAMETER		TO WORK IN HOLE DIA. MIN		NOMINAL WIRE DIAMETER		TO WORK OVER ROD DIA. MAX		APPROXIMATE LOAD AT SOLID HEIGHT		NOMINAL FREE LENGTH		SPRING RATE		APPROXIMATE SOLID HEIGHT		PRICE GROUP		
																	Music Wire	302 Stainless	316 Stainless
	MM	IN	MM	IN	MM	IN	MM	IN	N	LB	MM	IN	N/MM	LB/IN	MM	IN	M	S	S316
LCM160GL 01†	14.10	0.555	14.70	0.579	1.60	0.063	10.30	0.406	150.70	33.88	24.00	0.945	9.91	56.62	8.79	0.346	H	K	SPECIAL
LCM160GL 02†											36.00	1.417	6.31	36.03	11.99	0.472	K	M	SPECIAL
LCM160GL 03†											53.50	2.106	4.08	23.31	16.79	0.661	P	R	SPECIAL
LCM160GL 04†											78.00	3.071	2.78	15.85	23.19	0.913	Q	S	SPECIAL
LCM160GL 05†											115.00	4.528	1.88	10.71	32.79	1.291	V	X	SPECIAL
LC 054GJ 01	14.30	0.563	15.09	0.594	1.37	0.054	11.07	0.436	49.56	11.14	15.88	0.625	5.63	32.16	7.07	0.279	F	H	M
LC 054GJ 02											19.05	0.750	4.53	25.90	8.10	0.319	G	J	N
LC 054GJ 03											22.23	0.875	3.80	21.68	9.13	0.359	G	J	N
LC 054GJ 04											25.40	1.000	3.26	18.64	10.15	0.400	H	K	P
LC 054GJ 05											31.75	1.250	2.55	14.56	12.21	0.481	J	L	Q
LC 054GJ 06											38.10	1.500	2.09	11.94	14.26	0.562	K	M	R
LC 054GJ 07											44.45	1.750	1.77	10.13	16.32	0.642	L	N	S
LC 054GJ 08											50.80	2.000	1.54	8.79	18.37	0.723	M	P	T
LC 054GJ 09											57.15	2.250	1.36	7.76	20.43	0.804	N	Q	U
LC 054GJ 10											63.50	2.500	1.22	6.95	22.48	0.885	P	R	V
LC 054GJ 11											76.20	3.000	1.01	5.75	26.59	1.047	Q	S	W
LC 054GJ 12											82.55	3.250	0.93	5.29	28.65	1.128	R	T	X
LC 054GJ 13											88.90	3.500	0.86	4.90	30.70	1.209	S	U	Y
LC 054GJ 14											95.25	3.750	0.80	4.57	32.75	1.290	T	V	Z
LC 054GJ 15											101.60	4.000	0.75	4.27	34.81	1.370	U	W	BA
LC 091GJ 01					2.31	0.091	9.19	0.362	365.92	82.27	15.88	0.625	69.62	397.57	10.62	0.418	N	Q	SPECIAL
LC 091GJ 02											19.05	0.750	54.29	310.08	12.27	0.483	P	R	SPECIAL
LC 091GJ 03											22.23	0.875	44.50	254.15	13.92	0.548	P	R	SPECIAL
LC 091GJ 04											25.40	1.000	37.70	215.31	15.58	0.613	Q	S	SPECIAL
LC 091GJ 05											31.75	1.250	28.88	164.91	18.88	0.743	R	T	SPECIAL
LC 091GJ 06											38.10	1.500	23.40	133.63	22.19	0.874	S	U	SPECIAL
LC 091GJ 07											44.45	1.750	19.67	112.32	25.49	1.004	T	V	SPECIAL
LC 091GJ 08											50.80	2.000	16.96	96.88	28.80	1.134	U	W	SPECIAL
LC 091GJ 09											57.15	2.250	14.91	85.17	32.11	1.264	V	X	SPECIAL
LC 091GJ 10											63.50	2.500	13.30	75.98	35.41	1.394	W	Y	SPECIAL
LC 091GJ 11											76.20	3.000	10.94	62.50	42.02	1.654	X	Z	SPECIAL
LC 091GJ 12											82.55	3.250	10.05	57.41	45.33	1.785	Y	BA	SPECIAL
LC 091GJ 13											88.90	3.500	9.29	53.08	48.63	1.915	Z	BB	SPECIAL
LC 091GJ 14											95.25	3.750	8.64	49.36	51.94	2.045	BA	BC	SPECIAL
LC 091GJ 15											101.60	4.000	8.08	46.13	55.25	2.175	BB	BD	SPECIAL
LCM200GM 01†	14.50	0.571	15.10	0.594	2.00	0.079	9.90	0.390	284.06	63.86	22.50	0.886	24.20	138.22	11.00	0.433	P	R	SPECIAL
LCM200GM 02†											33.00	1.299	15.40	87.96	15.01	0.591	R	T	SPECIAL
LCM200GM 03†											49.50	1.949	9.97	56.92	21.01	0.827	U	W	SPECIAL
LCM200GM 04†											71.00	2.795	6.78	38.70	29.01	1.142	W	Y	SPECIAL
LCM200GM 05†											105.00	4.134	4.58	26.15	41.00	1.614	BB	BD	SPECIAL
LCM120H 01	15.00	0.591	16.00	0.630	1.20	0.047	11.80	0.465	33.40	7.51	12.50	0.492	4.27	24.40	4.70	0.185	F	H	SPECIAL
LCM120H 02											15.50	0.610	3.29	18.80	5.38	0.212	F	H	SPECIAL
LCM120H 03											19.00	0.748	2.59	14.80	6.17	0.243	G	J	SPECIAL
LCM120H 04											22.00	0.866	2.21	12.60	6.86	0.270	G	J	SPECIAL
LCM120H 05											25.00	0.984	1.91	10.90	7.52	0.296	H	K	SPECIAL
LCM120H 06											30.00	1.181	1.56	8.90	8.66	0.341	H	K	SPECIAL
LCM120H 07											35.00	1.378	1.33	7.60	9.80	0.386	J	L	SPECIAL
LCM120H 08											40.00	1.575	1.16	6.60	10.95	0.431	J	L	SPECIAL
LCM120H 09											45.00	1.772	1.02	5.80	12.07	0.475	K	M	SPECIAL
LCM120H 10											50.00	1.969	0.91	5.20	13.21	0.520	L	N	SPECIAL
LCM120H 11											55.00	2.165	0.82	4.70	14.35	0.565	M	P	SPECIAL
LCM120H 12											60.00	2.362	0.75	4.30	15.47	0.609	N	Q	SPECIAL
LCM120H 13											65.00	2.559	0.68	3.90	16.61	0.654	P	R	SPECIAL
LCM120H 14											70.00	2.756	0.63	3.60	17.75	0.699	Q	S	SPECIAL
LCM120H 15											80.00	3.150	0.56	3.20	20.02	0.788	R	T	SPECIAL
LCM120H 16											90.00	3.543	0.49	2.81	22.28	0.877	S	U	SPECIAL
LCM160H 01					1.60	0.063	11.00	0.433	101.99	22.93	15.50	0.610	11.96	68.30	6.96	0.274	G	J	SPECIAL
LCM160H 02											19.00	0.748	9.30	53.10	8.05	0.317	H	K	SPECIAL
LCM160H 03											22.00	0.866	7.83	44.70	8.89	0.350	H	K	SPECIAL
LCM160H 04											25.00	0.984	6.74	38.50	9.88	0.389	J	L	SPECIAL
LCM160H 05											30.00	1.181	5.48	31.30	11.40	0.449	J	L	SPECIAL

† **Indicates DIN Compression Springs meeting the design parameters outlined in Standard DIN 2098**

COMPRESSION SPRINGS: STANDARD SERIES

● End Coils Closed and Ground Square ● Music Wire (Plated) or Stainless Steel (Passivated)

LEE STOCK NUMBER	OUTSIDE DIAMETER		TO WORK IN HOLE DIA. MIN		NOMINAL WIRE DIAMETER		TO WORK OVER ROD DIA. MAX		APPROXIMATE LOAD AT SOLID HEIGHT		NOMINAL FREE LENGTH		SPRING RATE		APPROXIMATE SOLID HEIGHT		PRICE GROUP		
																	Music Wire	302 Stainless	316 Stainless
	MM	IN	MM	IN	MM	IN	MM	IN	N	LB	MM	IN	N/MM	LB/IN	MM	IN	M	S	S316
LCM160H 06	15.00	0.591	16.00	0.630	1.60	0.063	11.00	0.433	101.99	22.93	35.00	1.378	4.62	26.40	12.95	0.510	K	M	SPECIAL
LCM160H 07											40.00	1.575	3.99	22.80	14.48	0.570	K	M	SPECIAL
LCM160H 08											45.00	1.772	3.52	20.10	16.00	0.630	L	N	SPECIAL
LCM160H 09											50.00	1.969	3.13	17.90	17.55	0.691	L	N	SPECIAL
LCM160H 10											55.00	2.165	2.84	16.20	19.08	0.751	M	P	SPECIAL
LCM160H 11											60.00	2.362	2.59	14.80	20.60	0.811	N	Q	SPECIAL
LCM160H 12											65.00	2.559	2.38	13.60	22.15	0.872	P	R	SPECIAL
LCM160H 13											70.00	2.756	2.21	12.60	23.67	0.932	Q	S	SPECIAL
LCM160H 14											80.00	3.150	1.91	10.90	26.75	1.053	R	T	SPECIAL
LCM160H 15											90.00	3.543	1.69	9.67	29.79	1.173	S	U	SPECIAL
LC 045H 0	15.24	0.600	15.88	0.625	1.14	0.045	12.40	0.488	32.47	7.30	12.70	0.500	3.80	21.70	4.32	0.170	F	H	M
LC 045H 01											15.88	0.625	3.15	18.00	4.60	0.181	F	H	M
LC 045H 02											19.05	0.750	2.63	15.00	5.18	0.204	G	J	N
LC 045H 03											22.23	0.875	2.10	12.00	5.74	0.226	G	J	N
LC 045H 04											25.40	1.000	1.84	10.50	6.32	0.249	H	K	P
LC 045H 05											31.75	1.250	1.40	8.00	7.47	0.294	J	L	Q
LC 045H 06											38.10	1.500	1.14	6.50	8.89	0.350	K	M	R
LC 045H 07											44.45	1.750	0.96	5.50	9.83	0.387	L	N	S
LC 045H 08											50.80	2.000	0.84	4.80	11.25	0.443	M	P	T
LC 045H 09											57.15	2.250	0.74	4.20	12.34	0.486	N	Q	U
LC 045H 10											63.50	2.500	0.67	3.80	13.51	0.532	P	R	V
LC 045H 11											69.85	2.750	0.60	3.40	14.63	0.576	Q	S	W
LC 045H 12											76.20	3.000	0.54	3.10	15.80	0.622	R	T	X
LC 045H 13											82.55	3.250	0.51	2.90	16.94	0.667	S	U	Y
LC 045H 14											88.90	3.500	0.47	2.70	18.06	0.711	T	V	Z
LC 049H 01					1.24	0.049	12.17	0.479	53.38	12.00	15.88	0.625	4.90	28.00	5.08	0.200	F	H	M
LC 049H 02											19.05	0.750	4.03	23.00	5.61	0.221	G	J	N
LC 049H 03											22.23	0.875	3.33	19.00	6.22	0.245	G	J	N
LC 049H 04											25.40	1.000	2.80	16.00	6.86	0.270	H	K	P
LC 049H 05											31.75	1.250	2.28	13.00	7.72	0.304	J	L	Q
LC 049H 06											38.10	1.500	1.75	10.00	9.35	0.368	K	M	R
LC 049H 07											44.45	1.750	1.49	8.50	10.59	0.417	L	N	S
LC 049H 08											50.80	2.000	1.31	7.50	11.46	0.451	M	P	T
LC 049H 09											57.15	2.250	1.14	6.50	12.70	0.500	N	Q	U
LC 049H 10											63.50	2.500	1.02	5.80	13.97	0.550	P	R	V
LC 049H 11											69.85	2.750	0.89	5.10	15.39	0.606	Q	S	W
LC 049H 12											76.20	3.000	0.81	4.60	16.61	0.654	R	T	X
LC 055H 01					1.40	0.055	11.89	0.468	72.50	16.30	15.88	0.625	7.00	40.00	5.79	0.228	F	H	M
LC 055H 02											19.05	0.750	5.78	33.00	6.32	0.249	G	J	N
LC 055H 03											22.23	0.875	4.73	27.00	7.37	0.290	G	J	N
LC 055H 04											25.40	1.000	4.20	24.00	8.05	0.317	H	K	P
LC 055H 05											31.75	1.250	3.33	19.00	9.12	0.359	J	L	Q
LC 055H 06											38.10	1.500	2.63	15.00	10.87	0.428	K	M	R
LC 055H 07											44.45	1.750	2.24	12.80	12.14	0.478	L	N	S
LC 055H 08											50.80	2.000	1.93	11.00	13.77	0.542	M	P	T
LC 055H 09											57.15	2.250	1.72	9.80	15.21	0.599	N	Q	U
LC 055H 10											63.50	2.500	1.56	8.90	16.69	0.657	P	R	V
LC 055H 11											69.85	2.750	1.35	7.70	18.42	0.725	Q	S	W
LC 055H 12											76.20	3.000	1.24	7.10	19.81	0.780	R	T	X
LC 059H 01					1.50	0.059	11.71	0.461	86.74	19.50	15.88	0.625	9.28	53.00	6.55	0.258	F	H	M
LC 059H 02											19.05	0.750	7.35	42.00	7.32	0.288	G	J	N
LC 059H 03											22.23	0.875	6.13	35.00	8.05	0.317	G	J	N
LC 059H 04											25.40	1.000	5.25	30.00	8.94	0.352	H	K	P
LC 059H 05											31.75	1.250	4.20	24.00	10.80	0.425	J	L	Q
LC 059H 06											38.10	1.500	3.33	19.00	12.24	0.482	K	M	R
LC 059H 07											44.45	1.750	2.80	16.00	14.12	0.556	L	N	S
LC 059H 08											50.80	2.000	2.45	14.00	15.62	0.615	M	P	T
LC 059H 09											57.15	2.250	2.19	12.50	17.91	0.705	N	Q	U
LC 059H 10											63.50	2.500	1.98	11.30	19.74	0.777	P	R	V
LC 059H 11											69.85	2.750	1.63	9.30	21.77	0.857	Q	S	W
LC 059H 12											76.20	3.000	1.49	8.50	23.47	0.924	R	T	X

† Indicates DIN Compression Springs meeting the design parameters outlined in Standard DIN 2098

Spring rates and maximum loads relate only to music wire.
When using stainless steel multiply by 0.833

COMPRESSION SPRINGS: STANDARD SERIES

● **End Coils Closed and Ground Square** ● **Music Wire (Plated) or Stainless Steel (Passivated)**

LEE STOCK NUMBER	OUTSIDE DIAMETER		TO WORK IN HOLE DIA. MIN		NOMINAL WIRE DIAMETER		TO WORK OVER ROD DIA. MAX		APPROXIMATE LOAD AT SOLID HEIGHT		NOMINAL FREE LENGTH		SPRING RATE		APPROXIMATE SOLID HEIGHT		PRICE GROUP		
																	Music Wire	302 Stainless	316 Stainless
	MM	IN	MM	IN	MM	IN	MM	IN	N	LB	MM	IN	N/MM	LB/IN	MM	IN	M	S	S316
LC 063H 01	15.24	0.600	15.88	0.625	1.60	0.063	11.53	0.454	102.30	23.00	15.88	0.625	11.21	64.00	7.24	0.285	G	J	N
LC 063H 02											19.05	0.750	9.28	53.00	8.03	0.316	H	K	P
LC 063H 03											22.23	0.875	7.88	45.00	8.81	0.347	H	K	P
LC 063H 04											25.40	1.000	6.65	38.00	9.63	0.379	J	L	Q
LC 063H 05											31.75	1.250	5.25	30.00	11.61	0.457	K	M	R
LC 063H 06											38.10	1.500	4.20	24.00	14.02	0.552	L	N	S
LC 063H 07											44.45	1.750	3.50	20.00	15.72	0.619	M	P	T
LC 063H 08											50.80	2.000	3.06	17.50	17.58	0.692	N	Q	U
LC 063H 09											57.15	2.250	2.71	15.50	19.33	0.761	P	R	V
LC 063H 10											63.50	2.500	2.45	14.00	21.39	0.842	Q	S	W
LC 063H 11											69.85	2.750	2.14	12.20	23.55	0.927	R	T	X
LC 063H 12											76.20	3.000	1.94	11.10	25.45	1.002	S	U	Y
LC 063H 13											82.55	3.250	1.79	10.20	27.36	1.077	T	V	Z
LC 063H 14											88.90	3.500	1.66	9.50	29.29	1.153	U	W	BA
LC 067H 01					1.70	0.067	11.35	0.447	115.65	26.00	15.88	0.625	14.01	80.00	7.67	0.302	J	L	Q
LC 067H 02											19.05	0.750	11.03	63.00	9.17	0.361	K	M	R
LC 067H 03											22.23	0.875	8.76	50.00	10.24	0.403	K	M	R
LC 067H 04											25.40	1.000	7.88	45.00	11.07	0.436	L	N	S
LC 067H 05											31.75	1.250	5.95	34.00	13.64	0.537	M	P	T
LC 067H 06											38.10	1.500	5.08	29.00	15.37	0.605	N	Q	U
LC 067H 07											44.45	1.750	4.20	24.00	17.91	0.705	P	R	V
LC 067H 08											50.80	2.000	3.41	19.50	21.39	0.842	Q	S	W
LC 067H 09											57.15	2.250	2.98	17.00	23.98	0.944	R	T	X
LC 067H 10											63.50	2.500	2.63	15.00	26.85	1.057	S	U	Y
LC 067H 11											69.85	2.750	2.35	13.40	29.03	1.143	T	V	Z
LC 067H 12											76.20	3.000	2.14	12.20	31.52	1.241	U	W	BA
LC 072H 0					1.83	0.072	11.10	0.437	133.44	30.00	15.88	0.625	18.04	103.00	8.79	0.346	J	L	Q
LC 072H 01											19.05	0.750	13.66	78.00	10.08	0.397	K	M	R
LC 072H 02											22.23	0.875	11.91	68.00	10.97	0.432	K	M	R
LC 072H 03											25.40	1.000	9.63	55.00	12.85	0.506	L	N	S
LC 072H 04											31.75	1.250	7.88	45.00	15.14	0.596	M	P	T
LC 072H 05											38.10	1.500	6.30	36.00	17.42	0.686	N	Q	U
LC 072H 06											44.45	1.750	5.25	30.00	20.19	0.795	P	R	V
LC 072H 07											50.80	2.000	4.55	26.00	23.85	0.939	Q	S	W
LC 072H 08											57.15	2.250	4.11	23.50	25.25	0.994	R	T	X
LC 072H 09											63.50	2.500	3.68	21.00	27.56	1.085	S	U	Y
LC 072H 10											69.85	2.750	3.33	19.00	29.97	1.180	T	V	Z
LC 072H 11											76.20	3.000	2.98	17.00	32.51	1.280	U	W	BA
LC 080H 01					2.03	0.080	10.67	0.420	244.64	55.00	15.88	0.625	33.88	193.50	8.92	0.351	K	M	R
LC 080H 02											19.05	0.750	26.70	152.50	10.19	0.401	K	M	R
LC 080H 03											22.23	0.875	22.03	125.80	11.46	0.451	L	N	S
LC 080H 04											25.40	1.000	18.75	107.10	12.73	0.501	L	N	S
LC 080H 05											31.75	1.250	14.45	82.50	15.27	0.601	M	P	T
LC 080H 06											38.10	1.500	11.75	67.10	17.81	0.701	N	Q	U
LC 080H 07											44.45	1.750	9.91	56.60	20.35	0.801	P	R	V
LC 080H 08											50.80	2.000	8.56	48.90	22.89	0.901	Q	S	W
LC 080H 09											57.15	2.250	7.55	43.10	25.43	1.001	R	T	X
LC 080H 10											63.50	2.500	6.72	38.40	27.99	1.102	S	U	Y
LC 080H 11											69.85	2.750	6.08	34.70	30.53	1.202	T	V	Z
LC 080H 12											76.20	3.000	5.55	31.70	33.07	1.302	U	W	BA
LC 080H 13											82.55	3.250	5.10	29.10	34.57	1.361	V	X	BB
LC 080H 14											88.90	3.500	4.73	27.00	36.96	1.455	W	Y	BC
LC 080H 15											95.25	3.750	4.40	25.10	39.45	1.553	X	Z	BD
LC 080H 16											101.60	4.000	4.10	23.40	42.01	1.654	Y	BA	BE
LC 085H 01					2.16	0.085	10.41	0.410	290.68	65.35	15.88	0.625	43.90	250.70	9.53	0.375	L	N	R
LC 085H 02											19.05	0.750	34.42	196.60	10.92	0.430	L	N	R
LC 085H 03											22.23	0.875	28.33	161.80	12.32	0.485	M	P	R
LC 085H 04											25.40	1.000	24.06	137.40	13.72	0.540	M	P	R
LC 085H 05											31.75	1.250	18.49	105.60	16.51	0.650	N	Q	S
LC 085H 06											38.10	1.500	15.02	85.80	19.30	0.760	P	R	S
LC 085H 07											44.45	1.750	12.64	72.20	22.10	0.870	Q	S	T

† **Indicates DIN Compression Springs meeting the design parameters outlined in Standard DIN 2098**

COMPRESSION SPRINGS: STANDARD SERIES

● End Coils Closed and Ground Square ● Music Wire (Plated) or Stainless Steel (Passivated)

LEE STOCK NUMBER	OUTSIDE DIAMETER		TO WORK IN HOLE DIA. MIN		NOMINAL WIRE DIAMETER		TO WORK OVER ROD DIA. MAX		APPROXIMATE LOAD AT SOLID HEIGHT		NOMINAL FREE LENGTH		SPRING RATE		APPROXIMATE SOLID HEIGHT		PRICE GROUP		
																	Music Wire	302 Stainless	316 Stainless
	MM	IN	MM	IN	MM	IN	MM	IN	N	LB	MM	IN	N/MM	LB/IN	MM	IN	M	S	S316
LC 085H 08	15.24	0.600	15.88	0.625	2.16	0.085	10.41	0.410	290.68	65.35	50.80	2.000	10.91	62.30	24.89	0.980	R	T	U
LC 085H 09											57.15	2.250	9.60	54.80	27.69	1.090	S	U	V
LC 085H 10											63.50	2.500	8.58	49.00	30.48	1.200	T	V	W
LC 085H 11											69.85	2.750	7.74	44.20	33.27	1.310	U	W	X
LC 085H 12											76.20	3.000	7.06	40.30	36.07	1.420	V	X	Y
LC 085H 13											82.55	3.250	6.48	37.00	38.91	1.532	X	Z	BA
LC 085H 14											88.90	3.500	6.00	34.25	41.66	1.640	Y	BA	BB
LC 085H 15											95.25	3.750	5.59	31.90	43.10	1.697	Y	BA	BB
LC 085H 16											101.60	4.000	5.22	29.80	45.85	1.805	Z	BB	BC
LC 092H 01					2.34	0.092	10.06	0.396	397.43	89.35	15.88	0.625	65.42	373.60	10.08	0.397	N	Q	U
LC 092H 02											19.05	0.750	50.95	291.00	11.58	0.456	P	R	V
LC 092H 03											22.23	0.875	41.74	238.40	13.08	0.515	P	R	V
LC 092H 04											25.40	1.000	35.35	201.90	14.58	0.574	Q	S	W
LC 092H 05											31.75	1.250	27.05	154.50	17.58	0.692	R	T	X
LC 092H 06											38.10	1.500	21.92	125.20	20.57	0.810	S	U	Y
LC 092H 07											44.45	1.750	18.42	105.20	23.57	0.928	T	V	Z
LC 092H 08											50.80	2.000	15.88	90.70	26.57	1.046	U	W	BA
LC 092H 09											57.15	2.250	13.97	79.80	29.57	1.164	V	X	BB
LC 092H 10											63.50	2.500	12.45	71.10	32.54	1.281	W	Y	BC
LC 092H 11											69.85	2.750	11.24	64.20	35.53	1.399	X	Z	BD
LC 092H 12											76.20	3.000	10.24	58.50	38.53	1.517	Y	BA	BE
LC 092H 13											82.55	3.250	9.42	53.80	41.48	1.633	Z	BB	BF
LC 092H 14											88.90	3.500	8.70	49.70	44.50	1.752	BA	BC	BG
LC 092H 15											95.25	3.750	8.11	46.30	47.42	1.867	BB	BD	BH
LC 092H 16											101.60	4.000	7.56	43.20	50.50	1.988	BC	BE	BJ
LC 098H 01					2.49	0.098	9.78	0.385	462.15	103.90	19.05	0.750	67.90	387.80	12.37	0.487	P	R	SPECIAL
LC 098H 02											22.23	0.875	55.00	314.10	14.05	0.553	P	R	SPECIAL
LC 098H 03											25.40	1.000	46.79	267.20	15.62	0.615	Q	S	SPECIAL
LC 098H 04											31.75	1.250	35.70	203.90	18.87	0.743	R	T	SPECIAL
LC 098H 05											38.10	1.500	28.86	164.80	22.15	0.872	S	U	SPECIAL
LC 098H 06											44.45	1.750	24.22	138.30	25.40	1.000	T	V	SPECIAL
LC 098H 07											50.80	2.000	20.85	119.10	28.68	1.129	U	W	SPECIAL
LC 098H 08											57.15	2.250	18.32	104.60	31.93	1.257	V	X	SPECIAL
LC 098H 09											63.50	2.500	16.34	93.30	35.18	1.385	W	Y	SPECIAL
LC 098H 10											69.85	2.750	14.73	84.10	38.48	1.515	X	Z	SPECIAL
LC 098H 11											76.20	3.000	13.41	76.60	41.73	1.643	Y	BA	SPECIAL
LC 098H 12											82.55	3.250	12.33	70.40	44.96	1.770	Z	BB	SPECIAL
LC 098H 13											88.90	3.500	11.38	65.00	48.26	1.900	BA	BC	SPECIAL
LC 098H 14											95.25	3.750	10.59	60.50	51.49	2.027	BB	BD	SPECIAL
LC 098H 15											101.60	4.000	9.89	56.50	54.76	2.156	BC	BE	SPECIAL
LC 120HH 01	15.88	0.625	16.66	0.656	3.05	0.120	9.32	0.367	552.33	124.18	22.23	0.875	114.42	653.47	17.40	0.685	Q	S	SPECIAL
LC 120HH 02											25.40	1.000	95.60	545.99	19.59	0.771	R	T	SPECIAL
LC 120HH 03											31.75	1.250	71.94	410.84	23.96	0.944	S	U	SPECIAL
LC 120HH 04											38.10	1.500	57.67	329.33	28.34	1.116	T	V	SPECIAL
LC 120HH 05											44.45	1.750	48.12	274.80	32.72	1.288	U	W	SPECIAL
LC 120HH 06											50.80	2.000	41.28	235.77	37.10	1.461	V	X	SPECIAL
LC 120HH 07											57.15	2.250	36.15	206.44	41.48	1.633	W	Y	SPECIAL
LC 120HH 08											63.50	2.500	32.15	183.61	45.85	1.805	X	Z	SPECIAL
LC 120HH 09											69.85	2.750	28.95	165.32	50.23	1.978	Y	BA	SPECIAL
LC 120HH 10											76.20	3.000	26.33	150.35	54.61	2.150	Z	BB	SPECIAL
LC 120HH 11											82.55	3.250	24.14	137.86	58.99	2.322	BA	BC	SPECIAL
LC 120HH 12											88.90	3.500	22.29	127.29	63.36	2.495	BB	BD	SPECIAL
LC 120HH 13											101.60	4.000	19.32	110.36	72.12	2.839	BC	BE	SPECIAL
LC 049HJ 01	16.76	0.660	17.45	0.687	1.24	0.049	13.67	0.538	44.48	10.00	15.88	0.625	4.08	23.30	4.62	0.182	J	L	Q
LC 049HJ 02											19.05	0.750	3.19	18.20	5.33	0.210	J	L	Q
LC 049HJ 03											22.23	0.875	2.68	15.30	5.84	0.230	K	M	R
LC 049HJ 04											25.40	1.000	2.31	13.20	6.32	0.249	K	M	R
LC 049HJ 05											31.75	1.250	1.80	10.30	7.32	0.288	K	M	R
LC 049HJ 06											38.10	1.500	1.49	8.50	8.33	0.328	L	N	S
LC 049HJ 07											44.45	1.750	1.26	7.20	9.32	0.367	L	N	S
LC 049HJ 08											50.80	2.000	1.10	6.30	10.31	0.406	M	P	T

† Indicates DIN Compression Springs meeting the design parameters outlined in Standard DIN 2098

Spring rates and maximum loads relate only to music wire.
When using stainless steel multiply by 0.833

COMPRESSION SPRINGS: STANDARD SERIES

● End Coils Closed and Ground Square ● Music Wire (Plated) or Stainless Steel (Passivated)

LEE STOCK NUMBER	OUTSIDE DIAMETER		TO WORK IN HOLE DIA. MIN		NOMINAL WIRE DIAMETER		TO WORK OVER ROD DIA. MAX		APPROXIMATE LOAD AT SOLID HEIGHT		NOMINAL FREE LENGTH		SPRING RATE		APPROXIMATE SOLID HEIGHT		PRICE GROUP		
																	Music Wire	302 Stainless	316 Stainless
	MM	IN	MM	IN	MM	IN	MM	IN	N	LB	MM	IN	N/MM	LB/IN	MM	IN	M	S	S316
LC 049HJ 09	16.76	0.660	17.45	0.687	1.24	0.049	13.67	0.538	44.48	10.00	57.15	2.250	0.96	5.50	11.30	0.445	N	Q	U
LC 049HJ 10											63.50	2.500	0.88	5.00	12.29	0.484	P	R	V
LC 049HJ 11											69.85	2.750	0.79	4.50	13.28	0.523	Q	S	W
LC 049HJ 12											76.20	3.000	0.72	4.10	14.27	0.562	R	T	X
LC 055HJ 01					1.40	0.055	13.36	0.526	66.72	15.00	15.88	0.625	6.30	36.00	5.33	0.210	K	M	R
LC 055HJ 02											19.05	0.750	5.06	28.90	6.05	0.238	K	M	R
LC 055HJ 03											22.23	0.875	4.22	24.10	6.63	0.261	L	N	S
LC 055HJ 04											25.40	1.000	3.64	20.80	7.21	0.284	L	N	S
LC 055HJ 05											31.75	1.250	2.84	16.20	8.38	0.330	M	P	T
LC 055HJ 06											38.10	1.500	2.33	13.30	9.58	0.377	M	P	T
LC 055HJ 07											44.45	1.750	1.98	11.30	10.74	0.423	N	Q	U
LC 055HJ 08											50.80	2.000	1.72	9.80	11.91	0.469	N	Q	U
LC 055HJ 09											57.15	2.250	1.51	8.60	13.08	0.515	P	R	V
LC 055HJ 10											63.50	2.500	1.37	7.80	14.25	0.561	P	R	V
LC 055HJ 11											69.85	2.750	1.23	7.00	15.42	0.607	Q	S	W
LC 055HJ 12											76.20	3.000	1.12	6.40	16.59	0.653	R	T	X
LC 063HJ 01					1.60	0.063	13.03	0.513	88.96	20.00	15.88	0.625	9.74	55.60	6.65	0.262	M	P	T
LC 063HJ 02											19.05	0.750	7.79	44.50	7.44	0.293	M	P	T
LC 063HJ 03											22.23	0.875	6.50	37.10	8.26	0.325	N	Q	U
LC 063HJ 04											25.40	1.000	5.57	31.80	9.04	0.356	N	Q	U
LC 063HJ 05											31.75	1.250	4.32	24.70	10.64	0.419	P	R	V
LC 063HJ 06											38.10	1.500	3.54	20.20	12.24	0.482	P	R	V
LC 063HJ 07											44.45	1.750	2.99	17.10	13.84	0.545	Q	S	W
LC 063HJ 08											50.80	2.000	2.59	14.80	15.44	0.608	Q	S	W
LC 063HJ 09											57.15	2.250	2.29	13.10	17.04	0.671	R	T	X
LC 063HJ 10											63.50	2.500	2.05	11.70	18.64	0.734	R	T	X
LC 063HJ 11											69.85	2.750	1.86	10.60	20.24	0.797	S	U	Y
LC 063HJ 12											76.20	3.000	1.70	9.70	21.84	0.860	T	V	Z
LC 067HJ 01					1.70	0.067	12.83	0.505	111.20	25.00	15.88	0.625	12.38	70.70	7.14	0.281	M	P	T
LC 067HJ 02											19.05	0.750	9.88	56.40	8.03	0.316	M	P	T
LC 067HJ 03											22.23	0.875	8.21	46.90	8.92	0.351	N	Q	U
LC 067HJ 04											25.40	1.000	7.02	40.10	9.80	0.386	N	Q	U
LC 067HJ 05											31.75	1.250	5.45	31.10	11.58	0.456	P	R	V
LC 067HJ 06											38.10	1.500	4.47	25.50	13.36	0.526	P	R	V
LC 067HJ 07											44.45	1.750	3.76	21.50	15.14	0.596	Q	S	W
LC 067HJ 08											50.80	2.000	3.26	18.60	16.92	0.666	Q	S	W
LC 067HJ 09											57.15	2.250	2.89	16.50	18.69	0.736	R	T	X
LC 067HJ 10											63.50	2.500	2.57	14.70	20.47	0.806	R	T	X
LC 067HJ 11											69.85	2.750	2.33	13.30	22.25	0.876	S	U	Y
LC 067HJ 12											76.20	3.000	2.12	12.10	24.03	0.946	T	V	Z
LC 072HJ 01					1.83	0.072	12.57	0.495	133.44	30.00	15.88	0.625	16.48	94.10	7.77	0.306	M	P	T
LC 072HJ 02											19.05	0.750	13.08	74.70	8.76	0.345	M	P	T
LC 072HJ 03											22.23	0.875	10.86	62.00	9.78	0.385	N	Q	U
LC 072HJ 04											25.40	1.000	9.28	53.00	10.77	0.424	N	Q	U
LC 072HJ 05											31.75	1.250	7.18	41.00	12.78	0.503	P	R	V
LC 072HJ 06											38.10	1.500	5.87	33.50	14.78	0.582	P	R	V
LC 072HJ 07											44.45	1.750	4.94	28.20	16.79	0.661	Q	S	W
LC 072HJ 08											50.80	2.000	4.29	24.50	18.77	0.739	Q	S	W
LC 072HJ 09											57.15	2.250	3.76	21.50	20.78	0.818	R	T	X
LC 072HJ 10											63.50	2.500	3.36	19.20	22.78	0.897	R	T	X
LC 072HJ 11											69.85	2.750	3.06	17.50	24.79	0.976	S	U	Y
LC 072HJ 12											76.20	3.000	2.78	15.90	26.80	1.055	T	V	Z
LCM125HK 01†	17.25	0.679	18.20	0.717	1.25	0.049	14.10	0.555	59.22	13.31	40.50	1.594	1.76	10.06	6.88	0.271	L	N	SPECIAL
LCM125HK 02†											62.00	2.441	1.12	6.40	9.37	0.369	P	R	SPECIAL
LCM125HK 03†											94.00	3.701	0.73	4.14	13.13	0.517	S	U	SPECIAL
LCM125HK 04†											140.00	5.512	0.49	2.82	18.14	0.714	W	Y	SPECIAL
LCM125HK 05†											205.00	8.071	0.32	1.85	25.63	1.009	BA	BC	SPECIAL
LC 105HK 01	17.48	0.688	18.26	0.719	2.67	0.105	11.66	0.459	393.86	88.55	22.23	0.875	48.89	279.21	14.17	0.558	Q	S	W
LC 105HK 02											25.40	1.000	41.15	235.03	15.80	0.622	R	T	X
LC 105HK 03											31.75	1.250	31.26	178.53	19.06	0.750	S	U	Y
LC 105HK 04											38.10	1.500	25.20	143.93	22.32	0.879	T	V	Z

† Indicates DIN Compression Springs meeting the design parameters outlined in Standard DIN 2098

COMPRESSION SPRINGS: STANDARD SERIES

● End Coils Closed and Ground Square ● Music Wire (Plated) or Stainless Steel (Passivated)

LEE STOCK NUMBER	OUTSIDE DIAMETER		TO WORK IN HOLE DIA. MIN		NOMINAL WIRE DIAMETER		TO WORK OVER ROD DIA. MAX		APPROXIMATE LOAD AT SOLID HEIGHT		NOMINAL FREE LENGTH		SPRING RATE		APPROXIMATE SOLID HEIGHT		PRICE GROUP		
																	Music Wire	302 Stainless	316 Stainless
	MM	IN	MM	IN	MM	IN	MM	IN	N	LB	MM	IN	N/MM	LB/IN	MM	IN	M	S	S316
LC 105HK 05	17.48	0.688	18.26	0.719	2.67	0.105	11.66	0.459	393.86	88.55	44.45	1.750	21.11	120.57	25.58	1.007	U	W	BA
LC 105HK 06											50.80	2.000	18.16	103.73	28.84	1.136	V	X	BB
LC 105HK 07											57.15	2.250	15.94	91.02	32.11	1.264	W	Y	BC
LC 105HK 08											63.50	2.500	14.20	81.08	35.37	1.392	X	Z	BD
LC 105HK 09											69.85	2.750	12.80	73.10	38.63	1.521	Y	BA	BE
LC 105HK 10											76.20	3.000	11.65	66.55	41.89	1.649	Z	BB	BF
LC 105HK 11											82.55	3.250	10.69	61.08	45.15	1.778	BA	BC	BG
LC 105HK 12											88.90	3.500	9.88	56.44	48.41	1.906	BB	BD	BH
LC 105HK 13											101.60	4.000	8.58	48.99	54.94	2.163	BC	BE	BJ
LC 150HK 01					3.76	0.148	9.40	0.370	981.00	220.55	22.23	0.875	291.60	1665.33	18.86	0.743	R	T	SPECIAL
LC 150HK 02											25.40	1.000	239.53	1367.95	21.25	0.837	S	U	SPECIAL
LC 150HK 03											27.00	1.063	219.75	1255.00	22.46	0.884	T	V	SPECIAL
LC 150HK 04											31.75	1.250	176.49	1007.96	26.04	1.025	U	W	SPECIAL
LC 150HK 05											38.10	1.500	139.72	797.97	30.83	1.214	V	X	SPECIAL
LC 150HK 06											44.45	1.750	115.63	660.39	35.62	1.402	W	Y	SPECIAL
LC 150HK 07											50.80	2.000	98.63	563.27	40.41	1.591	X	Z	SPECIAL
LC 150HK 08											57.15	2.250	85.98	491.06	45.19	1.779	Y	BA	SPECIAL
LC 150HK 09											63.50	2.500	76.21	435.26	49.98	1.968	Z	BB	SPECIAL
LC 150HK 10											76.20	3.000	62.10	354.65	59.56	2.345	BA	BC	SPECIAL
LC 150HK 11											82.55	3.250	56.84	324.60	64.35	2.533	BB	BD	SPECIAL
LC 150HK 12											88.90	3.500	52.40	299.24	69.13	2.722	BC	BE	SPECIAL
LCM160HM 01†	17.60	0.693	18.50	0.728	1.60	0.063	13.70	0.539	118.16	26.57	34.00	1.339	4.73	27.00	8.79	0.346	R	T	SPECIAL
LCM160HM 02†											51.50	2.028	2.96	16.91	11.99	0.472	V	X	SPECIAL
LCM160HM 03†											77.50	3.051	1.95	11.12	16.79	0.661	Z	BB	SPECIAL
LCM160HM 04†											110.00	4.331	1.32	7.56	23.19	0.913	BC	BE	SPECIAL
LCM160HM 05†											165.00	6.496	0.89	5.11	32.79	1.291	BD	BH	SPECIAL
LCM200HN 01†	18.00	0.709	18.60	0.732	2.00	0.079	13.40	0.528	220.35	49.54	30.00	1.181	11.54	65.91	11.00	0.433	S	U	SPECIAL
LCM200HN 02†											45.00	1.772	7.34	41.94	15.01	0.591	U	W	SPECIAL
LCM200HN 03†											68.00	2.677	4.75	27.14	21.01	0.827	Y	BA	SPECIAL
LCM200HN 04†											98.00	3.858	3.23	18.46	29.01	1.142	BC	BE	SPECIAL
LCM200HN 05†											145.00	5.709	2.18	12.47	41.00	1.614	BF	BH	SPECIAL
LC 055J 0	18.29	0.720	19.05	0.750	1.40	0.055	14.86	0.585	57.82	13.00	15.88	0.625	5.03	28.70	5.16	0.203	L	N	S
LC 055J 01											19.05	0.750	4.03	23.00	5.61	0.221	L	N	S
LC 055J 02											22.23	0.875	3.50	20.00	6.15	0.242	M	P	T
LC 055J 03											25.40	1.000	3.24	18.50	6.32	0.249	M	P	T
LC 055J 04											31.75	1.250	2.45	14.00	7.72	0.304	M	P	T
LC 055J 05											38.10	1.500	2.01	11.50	8.41	0.331	N	Q	U
LC 055J 06											44.45	1.750	1.58	9.00	10.16	0.400	N	Q	U
LC 055J 07											50.80	2.000	1.49	8.50	10.69	0.421	P	R	V
LC 055J 08											57.15	2.250	1.28	7.30	11.86	0.467	P	R	V
LC 055J 09											63.50	2.500	1.16	6.60	13.11	0.516	Q	S	W
LC 055J 10											69.85	2.750	1.05	6.00	13.92	0.548	Q	S	W
LC 055J 11											76.20	3.000	0.96	5.50	14.91	0.587	R	T	X
LC 059J 01					1.50	0.059	14.68	0.578	75.62	17.00	19.05	0.750	5.76	32.90	6.05	0.238	M	P	T
LC 059J 02											22.23	0.875	4.78	27.30	6.65	0.262	M	P	T
LC 059J 03											25.40	1.000	4.11	23.50	7.21	0.284	N	Q	U
LC 059J 04											31.75	1.250	3.20	18.30	8.41	0.331	N	Q	U
LC 059J 05											38.10	1.500	2.63	15.00	9.58	0.377	P	R	V
LC 059J 06											44.45	1.750	2.22	12.70	10.74	0.423	P	R	V
LC 059J 07											50.80	2.000	1.93	11.00	11.91	0.469	Q	S	W
LC 059J 08											57.15	2.250	1.70	9.70	13.11	0.516	Q	S	W
LC 059J 09											63.50	2.500	1.52	8.70	14.25	0.561	R	T	X
LC 063J 0					1.60	0.063	14.55	0.573	68.94	15.50	15.88	0.625	7.27	41.50	6.68	0.263	N	Q	U
LC 063J 01											19.05	0.750	5.78	33.00	7.21	0.284	N	Q	U
LC 063J 02											22.23	0.875	4.90	28.00	8.03	0.316	P	R	V
LC 063J 03											25.40	1.000	4.20	24.00	9.02	0.355	P	R	V
LC 063J 04											31.75	1.250	3.33	19.00	11.20	0.441	P	R	V
LC 063J 05											38.10	1.500	2.63	15.00	12.42	0.489	Q	S	W
LC 063J 06											44.45	1.750	2.28	13.00	13.61	0.536	Q	S	W
LC 063J 07											50.80	2.000	1.93	11.00	15.65	0.616	R	T	X
LC 063J 08											57.15	2.250	1.75	10.00	17.09	0.673	R	T	X

† Indicates DIN Compression Springs meeting the design parameters outlined in Standard DIN 2098

Spring rates and maximum loads relate only to music wire.
When using stainless steel multiply by 0.833

COMPRESSION SPRINGS: STANDARD SERIES

● End Coils Closed and Ground Square ● Music Wire (Plated) or Stainless Steel (Passivated)

LEE STOCK NUMBER	OUTSIDE DIAMETER		TO WORK IN HOLE DIA. MIN		NOMINAL WIRE DIAMETER		TO WORK OVER ROD DIA. MAX		APPROXIMATE LOAD AT SOLID HEIGHT		NOMINAL FREE LENGTH		SPRING RATE		APPROXIMATE SOLID HEIGHT		PRICE GROUP		
																	Music Wire	302 Stainless	316 Stainless
	MM	IN	MM	IN	MM	IN	MM	IN	N	LB	MM	IN	N/MM	LB/IN	MM	IN	M	S	S316
LC 063J 09	18.29	0.720	19.05	0.750	1.60	0.063	14.55	0.573	68.94	15.50	63.50	2.500	1.58	9.00	18.69	0.736	S	U	Y
LC 063J 10											69.85	2.750	1.40	8.00	20.12	0.792	S	U	Y
LC 063J 11											76.20	3.000	1.28	7.30	21.84	0.860	T	V	Z
LC 065J 01					1.65	0.065	14.43	0.568	84.51	19.00	19.05	0.750	7.18	41.00	7.37	0.290	N	Q	U
LC 065J 02											22.23	0.875	6.13	35.00	8.18	0.322	P	R	V
LC 065J 03											25.40	1.000	5.08	29.00	9.02	0.355	P	R	V
LC 065J 04											31.75	1.250	4.03	23.00	10.67	0.420	P	R	V
LC 065J 05											38.10	1.500	3.33	19.00	11.81	0.465	Q	S	W
LC 065J 06											44.45	1.750	2.71	15.50	13.64	0.537	Q	S	W
LC 065J 07											50.80	2.000	2.36	13.50	15.52	0.611	R	T	X
LC 065J 08											57.15	2.250	2.10	12.00	16.76	0.660	R	T	X
LC 065J 09											63.50	2.500	1.84	10.50	18.87	0.743	S	U	Y
LC 065J 10											69.85	2.750	1.61	9.20	20.78	0.818	S	U	Y
LC 065J 11											76.20	3.000	1.47	8.40	22.43	0.883	T	V	Z
LC 067J 01					1.70	0.067	14.33	0.564	97.86	22.00	19.05	0.750	8.76	50.00	7.26	0.286	N	Q	U
LC 067J 02											22.23	0.875	7.00	40.00	8.10	0.319	P	R	V
LC 067J 03											25.40	1.000	5.78	33.00	8.97	0.353	P	R	V
LC 067J 04											31.75	1.250	4.73	27.00	10.24	0.403	P	R	V
LC 067J 05											38.10	1.500	3.85	22.00	11.96	0.471	Q	S	W
LC 067J 06											44.45	1.750	3.15	18.00	13.64	0.537	Q	S	W
LC 067J 07											50.80	2.000	2.71	15.50	15.39	0.606	R	T	X
LC 067J 08											57.15	2.250	2.45	14.00	16.99	0.669	R	T	X
LC 067J 09											63.50	2.500	2.24	12.80	18.42	0.725	S	U	Y
LC 067J 10											76.20	3.000	1.75	10.00	22.43	0.883	T	V	Z
LC 067J 11											82.55	3.250	1.61	9.20	23.75	0.935	T	V	Z
LC 067J 12											88.90	3.500	1.49	8.50	25.35	0.998	U	W	BA
LC 072J 0					1.83	0.072	14.10	0.555	111.20	25.00	19.05	0.750	10.14	57.90	8.33	0.328	N	R	V
LC 072J 01											22.23	0.875	8.40	48.00	9.17	0.361	N	R	V
LC 072J 02											25.40	1.000	7.35	42.00	10.08	0.397	P	S	W
LC 072J 03											31.75	1.250	5.78	33.00	11.94	0.470	P	S	W
LC 072J 04											38.10	1.500	4.55	26.00	14.20	0.559	Q	T	X
LC 072J 05											44.45	1.750	3.85	22.00	16.03	0.631	Q	T	X
LC 072J 06											50.80	2.000	3.50	20.00	17.42	0.686	R	U	Y
LC 072J 07											57.15	2.250	2.98	17.00	19.79	0.779	R	U	Y
LC 072J 08											63.50	2.500	2.63	15.00	22.07	0.869	S	V	Z
LC 072J 09											69.85	2.750	2.45	14.00	23.55	0.927	S	V	Z
LC 072J 10											76.20	3.000	2.19	12.50	25.78	1.015	T	W	BA
LC 072J 11											88.90	3.500	1.84	10.50	29.21	1.150	U	X	BB
LC 072J 12											101.60	4.000	1.59	9.10	33.55	1.321	V	Y	BC
LC 080J 0					2.03	0.080	13.69	0.539	173.47	39.00	19.05	0.750	17.07	97.50	8.94	0.352	Q	T	X
LC 080J 01											22.23	0.875	14.06	80.30	10.26	0.404	Q	T	X
LC 080J 02											25.40	1.000	11.99	68.50	11.28	0.444	R	U	Y
LC 080J 03											31.75	1.250	9.23	52.70	13.36	0.526	R	U	Y
LC 080J 04											38.10	1.500	7.51	42.90	15.42	0.607	S	V	Z
LC 080J 05											44.45	1.750	6.32	36.10	17.53	0.690	S	V	Z
LC 080J 06											50.80	2.000	5.46	31.20	19.56	0.770	T	W	BA
LC 080J 07											57.15	2.250	4.82	27.50	21.72	0.855	T	W	BA
LC 080J 08											63.50	2.500	4.29	24.50	23.75	0.935	U	X	BB
LC 080J 09											69.85	2.750	3.89	22.20	25.78	1.015	V	Y	BC
LC 080J 10											76.20	3.000	3.54	20.20	27.84	1.096	W	Z	BD
LC 080J 11											88.90	3.500	2.98	17.00	32.33	1.273	X	BA	BE
LC 080J 12											101.60	4.000	2.59	14.80	36.58	1.440	Y	BB	BF
LC 085J 0					2.16	0.085	13.44	0.529	242.42	54.50	19.05	0.750	24.34	139.00	9.07	0.357	Q	T	U
LC 085J 01											22.23	0.875	19.91	113.70	10.44	0.411	Q	T	U
LC 085J 02											25.40	1.000	16.98	97.00	11.46	0.451	R	U	V
LC 085J 03											31.75	1.250	13.04	74.50	13.56	0.534	R	U	V
LC 085J 04											38.10	1.500	10.59	60.50	15.67	0.617	S	V	W
LC 085J 05											44.45	1.750	8.93	51.00	17.81	0.701	S	V	W
LC 085J 06											50.80	2.000	7.70	44.00	19.91	0.784	T	W	X
LC 085J 07											57.15	2.250	6.78	38.70	22.02	0.867	T	W	X
LC 085J 08											63.50	2.500	6.06	34.60	24.13	0.950	U	X	Y

† Indicates DIN Compression Springs meeting the design parameters outlined in Standard DIN 2098

COMPRESSION SPRINGS: STANDARD SERIES

● End Coils Closed and Ground Square ● Music Wire (Plated) or Stainless Steel (Passivated)

LEE STOCK NUMBER	OUTSIDE DIAMETER		TO WORK IN HOLE DIA. MIN		NOMINAL WIRE DIAMETER		TO WORK OVER ROD DIA. MAX		APPROXIMATE LOAD AT SOLID HEIGHT		NOMINAL FREE LENGTH		SPRING RATE		APPROXIMATE SOLID HEIGHT		PRICE GROUP		
																	Music Wire	302 Stainless	316 Stainless
	MM	IN	MM	IN	MM	IN	MM	IN	N	LB	MM	IN	N/MM	LB/IN	MM	IN	M	S	S316
LC 085J 09	18.29	0.720	19.05	0.750	2.16	0.085	13.44	0.529	242.42	54.50	69.85	2.750	5.46	31.20	26.24	1.033	V	Y	Z
LC 085J 10											76.20	3.000	4.97	28.40	28.37	1.117	W	Z	BA
LC 085J 11											88.90	3.500	4.24	24.20	32.59	1.283	X	BA	BB
LC 085J 12											101.60	4.000	3.68	21.00	36.80	1.449	Y	BB	BC
LC 095J 0					2.41	0.095	12.93	0.509	341.16	76.70	19.05	0.750	38.17	218.00	10.36	0.408	P	Q	U
LC 095J 01											22.23	0.875	31.26	178.50	11.66	0.459	R	V	W
LC 095J 02											25.40	1.000	26.42	150.90	12.88	0.507	S	V	W
LC 095J 03											31.75	1.250	20.19	115.30	15.29	0.602	S	V	W
LC 095J 04											38.10	1.500	16.35	93.40	17.73	0.698	T	W	X
LC 095J 05											44.45	1.750	13.73	78.40	20.17	0.794	T	W	X
LC 095J 06											50.80	2.000	11.84	67.60	22.61	0.890	U	X	Y
LC 095J 07											57.15	2.250	10.40	59.40	25.04	0.986	V	Y	Z
LC 095J 08											63.50	2.500	9.26	52.90	27.48	1.082	W	Z	BA
LC 095J 09											69.85	2.750	8.37	47.80	29.92	1.178	X	BA	BB
LC 095J 10											76.20	3.000	7.62	43.50	32.36	1.274	Y	BB	BC
LC 095J 11											88.90	3.500	6.48	37.00	37.24	1.466	Z	BC	BD
LC 095J 12											101.60	4.000	5.62	32.10	42.11	1.658	BA	BD	BE
LC 105J 0					2.67	0.105	12.45	0.490	446.13	100.30	19.05	0.750	59.13	337.70	11.28	0.444	U	Y	BA
LC 105J 01											22.23	0.875	48.08	274.60	13.34	0.525	U	Y	BA
LC 105J 02											25.40	1.000	40.47	231.10	14.81	0.583	U	Y	BB
LC 105J 03											31.75	1.250	30.75	175.60	17.75	0.699	V	Z	BC
LC 105J 04											38.10	1.500	24.78	141.50	20.70	0.815	V	Z	BC
LC 105J 05											44.45	1.750	20.75	118.50	23.65	0.931	W	BA	BD
LC 105J 06											50.80	2.000	17.86	102.00	26.59	1.047	W	BA	BD
LC 105J 07											57.15	2.250	15.67	89.50	29.54	1.163	X	BB	BE
LC 105J 08											63.50	2.500	13.97	79.80	32.49	1.279	Y	BC	BF
LC 105J 09											69.85	2.750	12.59	71.90	35.43	1.395	Z	BD	BG
LC 105J 10											76.20	3.000	11.47	65.50	38.38	1.511	BA	BE	BH
LC 105J 11											88.90	3.500	9.72	55.50	44.27	1.743	BB	BF	BJ
LC 105J 12											101.60	4.000	8.44	48.20	50.17	1.975	BC	BG	BK
LC 112J 0					2.84	0.112	12.09	0.476	578.68	130.10	19.05	0.750	80.69	460.80	11.91	0.469	U	Y	BC
LC 112J 01											22.23	0.875	65.28	372.80	14.45	0.569	U	Y	BC
LC 112J 02											25.40	1.000	54.77	312.80	16.03	0.631	U	Y	BC
LC 112J 03											31.75	1.250	41.43	236.60	19.23	0.757	V	Z	BC
LC 112J 04											38.10	1.500	33.30	190.20	22.40	0.882	V	Z	BD
LC 112J 05											44.45	1.750	27.84	159.00	25.58	1.007	W	BA	BD
LC 112J 06											50.80	2.000	23.94	136.70	28.78	1.133	W	BA	BD
LC 112J 07											57.15	2.250	20.98	119.80	31.95	1.258	X	BB	BE
LC 112J 08											63.50	2.500	18.67	106.60	35.13	1.383	Y	BC	BE
LC 112J 09											69.85	2.750	16.83	96.10	38.33	1.509	Z	BD	BE
LC 112J 10											76.20	3.000	15.30	87.40	41.50	1.634	BA	BE	BF
LC 112J 11											88.90	3.500	12.97	74.10	47.88	1.885	BB	BF	BG
LC 112J 12											101.60	4.000	11.26	64.30	54.25	2.136	BC	BG	BH
LCM140J 01	18.30	0.720	19.00	0.748	1.40	0.055	14.70	0.579	57.82	13.00	15.50	0.610	5.46	31.20	4.90	0.193	L	N	SPECIAL
LCM140J 02											19.00	0.748	4.28	24.45	5.49	0.216	L	N	SPECIAL
LCM140J 03											22.00	0.866	3.61	20.60	5.99	0.236	M	P	SPECIAL
LCM140J 04											25.00	0.984	3.12	17.80	6.48	0.255	M	P	SPECIAL
LCM140J 05											30.00	1.181	2.56	14.60	7.32	0.288	M	P	SPECIAL
LCM140J 06											35.00	1.378	2.15	12.30	8.15	0.321	N	Q	SPECIAL
LCM140J 07											40.00	1.575	1.87	10.70	8.97	0.353	N	Q	SPECIAL
LCM140J 08											45.00	1.772	1.65	9.40	9.80	0.386	N	Q	SPECIAL
LCM140J 09											50.00	1.969	1.47	8.40	10.64	0.419	P	R	SPECIAL
LCM140J 10											55.00	2.165	1.33	7.60	11.46	0.451	P	R	SPECIAL
LCM140J 11											60.00	2.362	1.21	6.90	12.29	0.484	P	R	SPECIAL
LCM140J 12											65.00	2.559	1.12	6.40	13.13	0.517	Q	S	SPECIAL
LCM140J 13											70.00	2.756	1.03	5.90	13.97	0.550	Q	S	SPECIAL
LCM140J 14											80.00	3.150	0.90	5.13	15.62	0.615	R	T	SPECIAL
LCM200J 01					2.00	0.079	13.50	0.532	172.58	38.80	22.00	0.866	13.83	79.00	9.53	0.375	Q	T	SPECIAL
LCM200J 02											25.00	0.984	11.85	67.70	10.44	0.411	Q	T	SPECIAL
LCM200J 03											30.00	1.181	9.58	54.70	11.99	0.472	R	U	SPECIAL
LCM200J 04											35.00	1.378	8.04	45.90	13.51	0.532	R	U	SPECIAL

† Indicates DIN Compression Springs meeting the design parameters outlined in Standard DIN 2098

Spring rates and maximum loads relate only to music wire.
When using stainless steel multiply by 0.833

COMPRESSION SPRINGS: STANDARD SERIES

● End Coils Closed and Ground Square ● Music Wire (Plated) or Stainless Steel (Passivated)

LEE STOCK NUMBER	OUTSIDE DIAMETER		TO WORK IN HOLE DIA. MIN		NOMINAL WIRE DIAMETER		TO WORK OVER ROD DIA. MAX		APPROXIMATE LOAD AT SOLID HEIGHT		NOMINAL FREE LENGTH		SPRING RATE		APPROXIMATE SOLID HEIGHT		PRICE GROUP		
																	Music Wire	302 Stainless	316 Stainless
	MM	IN	MM	IN	MM	IN	MM	IN	N	LB	MM	IN	N/MM	LB/IN	MM	IN	M	S	S316
LCM200J 05	18.30	0.720	19.00	0.748	2.00	0.079	13.50	0.532	172.58	38.80	40.00	1.575	6.92	39.50	15.04	0.592	S	V	SPECIAL
LCM200J 06											45.00	1.772	6.08	34.70	16.59	0.653	S	V	SPECIAL
LCM200J 07											50.00	1.969	5.41	30.90	18.11	0.713	T	W	SPECIAL
LCM200J 08											55.00	2.165	4.89	27.90	19.66	0.774	T	W	SPECIAL
LCM200J 09											60.00	2.362	4.45	25.40	21.18	0.834	U	X	SPECIAL
LCM200J 10											65.00	2.559	4.08	23.30	22.71	0.894	U	X	SPECIAL
LCM200J 11											70.00	2.756	3.77	21.54	24.26	0.955	V	Y	SPECIAL
LCM200J 12											80.00	3.150	3.27	18.70	27.33	1.076	W	Z	SPECIAL
LCM200J 13											90.00	3.543	2.89	16.50	30.38	1.196	X	BA	SPECIAL
LCM200J 14											100.00	3.937	2.59	14.80	33.45	1.317	Y	BB	SPECIAL
LC 135JJ 01	19.05	0.750	19.84	0.781	3.43	0.135	11.68	0.460	968.62	217.77	22.23	0.875	147.61	843.00	15.66	0.617	U	Y	SPECIAL
LC 135JJ 02											25.40	1.000	122.33	698.65	17.44	0.687	U	Y	SPECIAL
LC 135JJ 03											38.10	1.500	72.60	414.65	24.55	0.966	V	Z	SPECIAL
LC 135JJ 04											44.45	1.750	60.34	344.61	28.10	1.106	W	BA	SPECIAL
LC 135JJ 05											50.80	2.000	51.62	294.81	31.65	1.246	X	BB	SPECIAL
LC 135JJ 06											57.15	2.250	45.10	257.58	35.21	1.386	Y	BC	SPECIAL
LC 135JJ 07											63.50	2.500	40.05	228.71	38.76	1.526	Z	BD	SPECIAL
LC 135JJ 08											76.20	3.000	32.71	186.82	45.87	1.806	BA	BE	SPECIAL
LC 135JJ 09											88.90	3.500	27.65	157.90	52.98	2.086	BB	BF	SPECIAL
LC 135JJ 10											95.25	3.750	25.66	146.56	56.53	2.226	BC	BG	SPECIAL
LC 135JJ 11											101.60	4.000	23.94	136.73	60.08	2.366	BD	BH	SPECIAL
LC 135JK 01	20.65	0.813	21.44	0.844	3.43	0.135	13.28	0.523	760.48	170.97	22.23	0.875	112.64	643.31	15.47	0.609	U	Y	SPECIAL
LC 135JK 02											25.40	1.000	93.36	533.16	17.21	0.678	U	Y	SPECIAL
LC 135JK 03											38.10	1.500	55.41	316.43	24.16	0.951	V	Z	SPECIAL
LC 135JK 04											44.45	1.750	46.05	262.98	27.64	1.088	W	BA	SPECIAL
LC 135JK 05											50.80	2.000	39.39	224.97	31.11	1.225	X	BB	SPECIAL
LC 135JK 06											57.15	2.250	34.42	196.57	34.59	1.362	Y	BC	SPECIAL
LC 135JK 07											63.50	2.500	30.56	174.53	38.06	1.499	Z	BD	SPECIAL
LC 135JK 08											76.20	3.000	24.96	142.57	45.02	1.772	BA	BE	SPECIAL
LC 135JK 09											88.90	3.500	21.10	120.50	51.97	2.046	BB	BF	SPECIAL
LC 135JK 10											95.25	3.750	19.58	111.84	55.44	2.183	BC	BG	SPECIAL
LC 135JK 11											101.60	4.000	18.27	104.34	58.92	2.320	BD	BH	SPECIAL
LC 162JK 01					4.11	0.162	11.91	0.469	1511.04	339.71	34.93	1.375	157.82	901.30	25.35	0.998	V	Z	SPECIAL
LC 162JK 02											38.10	1.500	141.04	805.50	27.36	1.077	W	BA	SPECIAL
LC 162JK 03											44.45	1.750	116.32	664.28	31.37	1.235	X	BB	SPECIAL
LC 162JK 04											50.80	2.000	98.97	565.19	35.38	1.393	Y	BC	SPECIAL
LC 162JK 05											57.15	2.250	86.12	491.83	39.40	1.551	Z	BD	SPECIAL
LC 162JK 06											69.85	2.750	68.37	390.46	47.43	1.867	BA	BE	SPECIAL
LC 162JK 07											76.20	3.000	61.98	353.99	51.44	2.025	BB	BF	SPECIAL
LC 162JK 08											82.55	3.250	56.69	323.74	55.46	2.183	BC	BG	SPECIAL
LC 162JK 09											88.90	3.500	52.22	298.26	59.47	2.341	BD	BH	SPECIAL
LC 050K 01	21.46	0.845	22.23	0.875	1.27	0.050	18.19	0.716	31.14	7.00	19.05	0.750	2.28	13.00	4.60	0.181	Q	T	X
LC 050K 02											22.23	0.875	1.91	10.90	4.95	0.195	Q	T	X
LC 050K 03											25.40	1.000	1.65	9.40	5.33	0.210	R	U	Y
LC 050K 04											31.75	1.250	1.28	7.30	6.02	0.237	R	U	Y
LC 050K 05											38.10	1.500	1.05	6.00	6.73	0.265	R	U	Y
LC 050K 06											50.80	2.000	0.77	4.40	8.13	0.320	S	V	Z
LC 050K 07											63.50	2.500	0.61	3.50	9.53	0.375	T	W	BA
LC 050K 08											76.20	3.000	0.51	2.90	10.95	0.431	U	X	BB
LC 050K 09											88.90	3.500	0.44	2.50	12.34	0.486	V	Y	BC
LC 050K 10											101.60	4.000	0.39	2.20	13.74	0.541	W	Z	BD
LC 055K 01					1.40	0.055	17.98	0.708	44.48	10.00	19.05	0.750	3.17	18.10	4.98	0.196	Q	T	X
LC 055K 02											22.23	0.875	2.64	15.10	5.54	0.218	Q	T	X
LC 055K 03											25.40	1.000	2.28	13.00	6.05	0.238	R	U	Y
LC 055K 04											31.75	1.250	1.77	10.10	6.88	0.271	R	U	Y
LC 055K 05											38.10	1.500	1.45	8.30	7.72	0.304	R	U	Y
LC 055K 06											50.80	2.000	1.07	6.10	9.40	0.370	S	V	Z
LC 055K 07											63.50	2.500	0.84	4.80	11.10	0.437	T	W	BA
LC 055K 08											76.20	3.000	0.70	4.00	12.78	0.503	U	X	BB
LC 055K 09											88.90	3.500	0.60	3.40	14.45	0.569	V	Y	BC
LC 055K 10											101.60	4.000	0.53	3.00	16.15	0.636	W	Z	BD

† Indicates DIN Compression Springs meeting the design parameters outlined in Standard DIN 2098

COMPRESSION SPRINGS: STANDARD SERIES

● End Coils Closed and Ground Square ● Music Wire (Plated) or Stainless Steel (Passivated)

LEE STOCK NUMBER	OUTSIDE DIAMETER		TO WORK IN HOLE DIA. MIN		NOMINAL WIRE DIAMETER		TO WORK OVER ROD DIA. MAX		APPROXIMATE LOAD AT SOLID HEIGHT		NOMINAL FREE LENGTH		SPRING RATE		APPROXIMATE SOLID HEIGHT		PRICE GROUP		
																	Music Wire	302 Stainless	316 Stainless
	MM	IN	MM	IN	MM	IN	MM	IN	N	LB	MM	IN	N/MM	LB/IN	MM	IN	M	S	S316
LC 067K 01	21.46	0.845	22.23	0.875	1.70	0.067	17.48	0.688	71.17	16.00	19.05	0.750	5.99	34.20	6.86	0.270	Q	T	X
LC 067K 02											22.23	0.875	4.97	28.40	7.49	0.295	Q	T	X
LC 067K 03											25.40	1.000	4.25	24.30	8.15	0.321	R	U	Y
LC 067K 04											31.75	1.250	3.31	18.90	9.45	0.372	R	U	Y
LC 067K 05											38.10	1.500	2.70	15.40	10.74	0.423	R	U	Y
LC 067K 06											50.80	2.000	1.98	11.30	13.36	0.526	S	V	Z
LC 067K 07											63.50	2.500	1.56	8.90	15.95	0.628	T	W	BA
LC 067K 08											76.20	3.000	1.28	7.30	18.54	0.730	U	X	BB
LC 067K 09											88.90	3.500	1.10	6.30	21.13	0.832	V	Y	BC
LC 067K 10											101.60	4.000	0.96	5.50	23.72	0.934	W	Z	BD
LC 072K 01					1.83	0.072	17.20	0.677	102.30	23.00	22.23	0.875	7.11	40.60	7.85	0.309	Q	T	X
LC 072K 02											25.40	1.000	6.11	34.90	8.48	0.334	R	U	Y
LC 072K 03											31.75	1.250	4.71	26.90	9.86	0.388	R	U	Y
LC 072K 04											38.10	1.500	3.82	21.80	11.23	0.442	R	U	Y
LC 072K 05											44.45	1.750	3.22	18.40	12.60	0.496	S	V	Z
LC 072K 06											50.80	2.000	2.80	16.00	13.89	0.547	S	V	Z
LC 072K 07											63.50	2.500	2.19	12.50	16.71	0.658	T	W	BA
LC 072K 08											76.20	3.000	1.82	10.40	19.28	0.759	U	Y	BC
LC 072K 09											88.90	3.500	1.54	8.80	21.97	0.865	V	Z	BD
LC 075K 01					1.91	0.075	17.12	0.674	93.68	21.06	22.35	0.880	7.02	40.10	9.01	0.355	Q	T	V
LC 075K 02											25.40	1.000	6.03	34.44	9.85	0.388	R	U	W
LC 075K 03											31.75	1.250	4.66	26.61	11.59	0.456	R	U	W
LC 075K 04											38.10	1.500	3.80	21.68	13.33	0.525	R	U	W
LC 075K 05											44.45	1.750	3.20	18.30	15.07	0.593	S	V	X
LC 075K 06											50.80	2.000	2.77	15.82	16.81	0.662	S	V	X
LC 075K 07											57.15	2.250	2.44	13.94	18.56	0.731	T	W	Y
LC 075K 08											63.50	2.500	2.18	12.46	20.30	0.799	T	W	Y
LC 075K 09											69.85	2.750	1.97	11.26	22.04	0.868	U	Y	BA
LC 075K 10											76.20	3.000	1.80	10.27	23.78	0.936	U	Y	BA
LC 075K 11											88.90	3.500	1.53	8.74	27.27	1.074	V	Z	BB
LC 080K 001					2.03	0.080	16.84	0.663	133.44	30.00	19.05	0.750	11.85	67.70	8.18	0.322	L	M	R
LC 080K 00											22.23	0.875	10.02	57.20	9.19	0.362	R	U	V
LC 080K 0											25.40	1.000	8.49	48.50	10.08	0.397	R	U	V
LC 080K 01											31.75	1.250	6.65	38.00	11.61	0.457	R	U	V
LC 080K 02											34.93	1.375	5.95	34.00	12.45	0.490	S	V	W
LC 080K 03											38.10	1.500	5.43	31.00	13.26	0.522	S	V	W
LC 080K 04											44.45	1.750	4.55	26.00	15.11	0.595	S	V	X
LC 080K 05											50.80	2.000	3.85	22.00	17.02	0.670	T	X	Y
LC 080K 06											57.15	2.250	3.41	19.50	18.36	0.723	U	Y	Z
LC 080K 07											63.50	2.500	3.06	17.50	19.96	0.786	V	Z	BA
LC 080K 08											69.85	2.750	2.71	15.50	21.97	0.865	W	BA	BB
LC 080K 09											76.20	3.000	2.54	14.50	23.62	0.930	X	BB	BC
LC 080K 10											88.90	3.500	2.10	12.00	27.51	1.083	Y	BC	BD
LC 085K 00					2.16	0.085	16.61	0.654	155.68	35.00	19.05	0.750	15.08	86.10	9.04	0.356	R	U	V
LC 085K 0											25.40	1.000	10.68	61.00	10.80	0.425	R	U	V
LC 085K 01											31.75	1.250	8.05	46.00	12.88	0.507	R	U	V
LC 085K 02											34.93	1.375	7.35	42.00	13.64	0.537	S	V	W
LC 085K 03											38.10	1.500	6.65	38.00	14.71	0.579	S	V	W
LC 085K 04											44.45	1.750	5.60	32.00	16.89	0.665	S	V	W
LC 085K 05											50.80	2.000	4.73	27.00	18.69	0.736	T	X	Y
LC 085K 06											57.15	2.250	4.20	24.00	20.85	0.821	U	Y	Z
LC 085K 07											63.50	2.500	3.76	21.50	22.81	0.898	V	Z	BA
LC 085K 08											69.85	2.750	3.41	19.50	24.41	0.961	W	BA	BB
LC 085K 09											76.20	3.000	3.15	18.00	26.04	1.025	X	BB	BC
LC 085K 10											88.90	3.500	2.63	15.00	30.23	1.190	Y	BC	BD
LC 085K 11											101.60	4.000	2.28	13.00	34.11	1.343	Z	BD	BE
LC 091K 00					2.31	0.091	16.31	0.642	186.82	42.00	22.23	0.875	16.28	93.00	10.59	0.417	R	X	Y
LC 091K 0A											25.40	1.000	13.83	79.00	11.63	0.458	R	X	Y
LC 091K 0											31.75	1.250	10.58	60.40	13.82	0.544	S	Y	Z
LC 091K 01											38.10	1.500	8.58	49.00	16.43	0.647	S	Y	Z
LC 091K 02											44.45	1.750	7.18	41.00	18.54	0.730	T	Y	Z

† Indicates DIN Compression Springs meeting the design parameters outlined in Standard DIN 2098

Spring rates and maximum loads relate only to music wire.
When using stainless steel multiply by 0.833

COMPRESSION SPRINGS: STANDARD SERIES

● End Coils Closed and Ground Square ● Music Wire (Plated) or Stainless Steel (Passivated)

LEE STOCK NUMBER	OUTSIDE DIAMETER		TO WORK IN HOLE DIA. MIN		NOMINAL WIRE DIAMETER		TO WORK OVER ROD DIA. MAX		APPROXIMATE LOAD AT SOLID HEIGHT		NOMINAL FREE LENGTH		SPRING RATE		APPROXIMATE SOLID HEIGHT		PRICE GROUP		
																	Music Wire	302 Stainless	316 Stainless
	MM	IN	MM	IN	MM	IN	MM	IN	N	LB	MM	IN	N/MM	LB/IN	MM	IN	M	S	S316
LC 091K 03	21.46	0.845	22.23	0.875	2.31	0.091	16.31	0.642	186.82	42.00	50.80	2.000	6.13	35.00	20.83	0.820	U	Z	BA
LC 091K 04											57.15	2.250	5.43	31.00	23.11	0.910	V	Z	BA
LC 091K 05											63.50	2.500	4.90	28.00	24.77	0.975	W	BA	BB
LC 091K 06											69.85	2.750	4.38	25.00	27.43	1.080	X	BA	BB
LC 091K 07											76.20	3.000	4.03	23.00	30.10	1.185	Z	BC	BD
LC 091K 08											88.90	3.500	3.41	19.50	33.07	1.302	BA	BD	BE
LC 098K 00					2.49	0.098	15.98	0.629	222.40	50.00	25.40	1.000	17.86	102.00	13.21	0.520	S	V	Z
LC 098K 0											31.75	1.250	13.66	78.00	15.67	0.617	R	U	Z
LC 098K 01											38.10	1.500	11.38	65.00	18.54	0.730	S	V	Z
LC 098K 02											44.45	1.750	9.46	54.00	20.68	0.814	T	W	Z
LC 098K 03											50.80	2.000	8.05	46.00	23.29	0.917	U	X	Z
LC 098K 04											57.15	2.250	7.00	40.00	25.65	1.010	V	Y	BA
LC 098K 05											63.50	2.500	6.30	36.00	28.19	1.110	W	Z	BB
LC 098K 06											69.85	2.750	5.69	32.50	30.99	1.220	X	BA	BC
LC 098K 07											76.20	3.000	5.17	29.50	33.53	1.320	Y	BC	BD
LC 098K 08											88.90	3.500	4.47	25.50	37.39	1.472	Z	BD	BE
LC 100K 01					2.54	0.100	15.85	0.624	266.88	60.00	25.40	1.000	21.83	124.70	12.73	0.501	U	Y	BA
LC 100K 02											31.75	1.250	16.63	95.00	15.04	0.592	U	Y	BA
LC 100K 03											38.10	1.500	13.43	76.70	17.35	0.683	V	Z	BB
LC 100K 04											44.45	1.750	11.28	64.40	19.66	0.774	V	Z	BB
LC 100K 05											50.80	2.000	9.70	55.40	21.97	0.865	W	BA	BC
LC 100K 06											57.15	2.250	8.53	48.70	24.26	0.955	W	BA	BC
LC 100K 07											63.50	2.500	7.60	43.40	26.57	1.046	X	BB	BD
LC 100K 08											69.85	2.750	6.85	39.10	28.88	1.137	X	BB	BD
LC 100K 09											76.20	3.000	6.23	35.60	31.19	1.228	Y	BD	BF
LC 100K 10											88.90	3.500	5.29	30.20	35.81	1.410	Z	BE	BG
LCM160K 01†	21.60	0.850	22.60	0.890	1.60	0.063	17.50	0.689	94.88	21.33	48.00	1.890	2.42	13.82	8.79	0.346	S	V	SPECIAL
LCM160K 02†											73.50	2.894	1.54	8.80	11.99	0.472	U	X	SPECIAL
LCM160K 03†											110.00	4.331	1.00	5.69	16.79	0.661	W	Z	SPECIAL
LCM160K 04†											165.00	6.496	0.68	3.87	23.19	0.913	BB	BD	SPECIAL
LCM160K 05†											240.00	9.449	0.46	2.62	32.79	1.291	BD	BH	SPECIAL
LCM200KK 01†	22.00	0.866	22.90	0.902	2.00	0.079	17.10	0.673	177.28	39.86	41.00	1.614	5.91	33.75	11.00	0.433	U	W	SPECIAL
LCM200KK 02†											62.00	2.441	3.76	21.48	15.01	0.591	W	Y	SPECIAL
LCM200KK 03†											94.00	3.701	2.43	13.90	21.01	0.827	BA	BC	SPECIAL
LCM200KK 04†											135.00	5.315	1.65	9.45	29.01	1.142	BC	BE	SPECIAL
LCM200KK 05†											200.00	7.874	1.10	6.27	41.00	1.614	BE	BG	SPECIAL
LC 092KK 01	22.23	0.875	23.01	0.906	2.34	0.092	17.04	0.671	166.07	37.34	22.23	0.875	14.96	85.41	11.12	0.438	U	W	SPECIAL
LC 092KK 02											25.40	1.000	12.66	72.33	12.26	0.483	U	W	SPECIAL
LC 092KK 03											38.10	1.500	7.85	44.85	16.82	0.662	V	X	SPECIAL
LC 092KK 04											44.45	1.750	6.60	37.69	19.11	0.752	V	X	SPECIAL
LC 092KK 05											50.80	2.000	5.69	32.50	21.39	0.842	W	Y	SPECIAL
LC 092KK 06											63.50	2.500	4.46	25.48	25.96	1.022	X	Z	SPECIAL
LC 092KK 07											69.85	2.750	4.03	23.00	28.24	1.112	Y	BA	SPECIAL
LC 092KK 08											77.80	3.063	3.59	20.50	31.09	1.224	Z	BB	SPECIAL
LC 092KK 09											88.90	3.500	3.12	17.80	35.09	1.381	BA	BC	SPECIAL
LC 092KK 10											101.60	4.000	2.71	15.47	39.65	1.561	BB	BD	SPECIAL
LC 120KK 01					3.05	0.120	15.60	0.614	458.52	103.08	38.10	1.500	26.37	150.62	20.71	0.816	U	W	SPECIAL
LC 120KK 02											50.80	2.000	18.88	107.83	26.44	1.041	V	X	SPECIAL
LC 120KK 03											57.15	2.250	16.53	94.42	29.31	1.154	V	X	SPECIAL
LC 120KK 04											63.50	2.500	14.70	83.97	32.17	1.267	W	Y	SPECIAL
LC 120KK 05											76.20	3.000	12.04	68.76	37.90	1.492	X	Z	SPECIAL
LC 120KK 06											88.90	3.500	10.19	58.21	43.63	1.718	Y	BA	SPECIAL
LC 120KK 07											101.60	4.000	8.84	50.47	49.36	1.943	Z	BB	SPECIAL
LC 120KK 08											114.30	4.500	7.80	44.55	55.09	2.169	BA	BC	SPECIAL
LC 120KK 09											127.00	5.000	6.98	39.87	60.82	2.394	BB	BD	SPECIAL
LC 120KK 10											139.70	5.500	6.32	36.08	66.55	2.620	BC	BE	SPECIAL
LC 148KK 01					3.76	0.148	14.20	0.559	932.44	209.63	25.40	1.000	121.73	695.21	17.74	0.698	U	W	SPECIAL
LC 148KK 02											38.10	1.500	71.18	406.50	24.84	0.978	V	X	SPECIAL
LC 148KK 03											50.80	2.000	50.29	287.22	31.94	1.258	W	Y	SPECIAL
LC 148KK 04											57.15	2.250	43.86	250.47	35.49	1.397	X	Z	SPECIAL
LC 148KK 05											63.50	2.500	38.88	222.06	39.04	1.537	Y	BA	SPECIAL

† Indicates DIN Compression Springs meeting the design parameters outlined in Standard DIN 2098

COMPRESSION SPRINGS: STANDARD SERIES

● End Coils Closed and Ground Square ● Music Wire (Plated) or Stainless Steel (Passivated)

LEE STOCK NUMBER	OUTSIDE DIAMETER		TO WORK IN HOLE DIA. MIN		NOMINAL WIRE DIAMETER		TO WORK OVER ROD DIA. MAX		APPROXIMATE LOAD AT SOLID HEIGHT		NOMINAL FREE LENGTH		SPRING RATE		APPROXIMATE SOLID HEIGHT		PRICE GROUP		
																	Music Wire	302 Stainless	316 Stainless
	MM	IN	MM	IN	MM	IN	MM	IN	N	LB	MM	IN	N/MM	LB/IN	MM	IN	M	S	S316
LC 148KK 06	22.23	0.875	23.01	0.906	3.76	0.148	14.20	0.559	932.44	209.63	69.85	2.750	34.92	199.44	42.59	1.677	Z	BB	SPECIAL
LC 148KK 07											76.20	3.000	31.69	181.00	46.14	1.817	BA	BC	SPECIAL
LC 148KK 08											88.90	3.500	26.75	152.75	53.24	2.096	BB	BD	SPECIAL
LC 148KK 09											101.60	4.000	23.14	132.13	60.34	2.376	BC	BE	SPECIAL
LC 148KK 10											114.30	4.500	20.38	116.42	67.44	2.655	BD	BF	SPECIAL
LC 148KK 11											127.00	5.000	18.22	104.04	74.54	2.935	BE	BG	SPECIAL
LC 148KK 12											139.70	5.500	16.47	94.05	81.64	3.214	BF	BH	SPECIAL
LC 148KK 13											152.40	6.000	15.02	85.80	88.74	3.494	BG	BJ	SPECIAL
LC 105KL 01	23.01	0.906	23.83	0.938	2.67	0.105	17.02	0.670	259.24	58.28	22.23	0.875	25.27	144.30	11.97	0.471	U	W	SPECIAL
LC 105KL 02											25.40	1.000	21.27	121.47	13.18	0.519	U	W	SPECIAL
LC 105KL 03											31.75	1.250	16.16	92.27	15.62	0.615	V	X	SPECIAL
LC 105KL 04											38.10	1.500	13.03	74.39	18.05	0.711	V	X	SPECIAL
LC 105KL 05											44.45	1.750	10.91	62.31	20.48	0.806	W	Y	SPECIAL
LC 105KL 06											50.80	2.000	9.39	53.61	22.91	0.902	W	Y	SPECIAL
LC 105KL 07											57.15	2.250	8.24	47.04	25.35	0.998	X	Z	SPECIAL
LC 105KL 08											63.50	2.500	7.34	41.90	27.78	1.094	X	Z	SPECIAL
LC 105KL 09											69.85	2.750	6.62	37.78	30.21	1.190	Y	BA	SPECIAL
LC 105KL 10											76.20	3.000	6.02	34.39	32.65	1.285	Y	BA	SPECIAL
LC 105KL 11											88.90	3.500	5.11	29.17	37.51	1.477	Z	BB	SPECIAL
LC 105KL 12											101.60	4.000	4.43	25.32	42.38	1.669	BA	BC	SPECIAL
LC 080KM 01	23.83	0.938	24.61	0.969	2.03	0.080	18.92	0.745	156.73	35.24	19.05	0.750	12.94	73.91	6.94	0.273	R	U	SPECIAL
LC 080KM 02											25.40	1.000	9.09	51.91	8.11	0.319	R	U	SPECIAL
LC 080KM 03											31.75	1.250	7.01	40.01	9.27	0.365	R	U	SPECIAL
LC 080KM 04											38.10	1.500	5.70	32.54	10.44	0.411	S	V	SPECIAL
LC 080KM 05											44.45	1.750	4.80	27.43	11.61	0.457	S	V	SPECIAL
LC 080KM 06											50.80	2.000	4.15	23.70	12.78	0.503	T	W	SPECIAL
LC 080KM 07											57.15	2.250	3.65	20.86	13.94	0.549	U	X	SPECIAL
LC 080KM 08											63.50	2.500	3.26	18.64	15.11	0.595	V	Y	SPECIAL
LC 080KM 09											69.85	2.750	2.95	16.84	16.28	0.641	W	Z	SPECIAL
LC 080KM 10											74.61	2.938	2.75	15.70	17.15	0.675	X	BA	SPECIAL
LC 080KM 11											76.20	3.000	2.69	15.35	17.44	0.687	X	BA	SPECIAL
LC 080KM 12											88.90	3.500	2.29	13.06	19.78	0.779	Y	BB	SPECIAL
LC 080KM 13											101.60	4.000	1.99	11.36	22.11	0.871	Z	BC	SPECIAL
LC 063L 01	24.64	0.970	25.40	1.000	1.60	0.063	20.55	0.809	62.27	14.00	19.05	0.750	4.48	25.60	5.33	0.210	U	X	BB
LC 063L 02											25.40	1.000	3.20	18.30	6.22	0.245	U	X	BB
LC 063L 03											31.75	1.250	2.49	14.20	7.01	0.276	V	Y	BC
LC 063L 04											38.10	1.500	2.03	11.60	7.80	0.307	V	Y	BC
LC 063L 05											44.45	1.750	1.73	9.90	8.61	0.339	W	Z	BD
LC 063L 06											50.80	2.000	1.49	8.50	9.40	0.370	W	Z	BD
LC 063L 07											57.15	2.250	1.31	7.50	10.19	0.401	X	BA	BE
LC 063L 08											63.50	2.500	1.17	6.70	10.97	0.432	X	BA	BE
LC 063L 09											69.85	2.750	1.07	6.10	11.76	0.463	Y	BB	BF
LC 063L 10											76.20	3.000	0.97	5.56	12.57	0.495	Z	BC	BG
LC 063L 11											88.90	3.500	0.82	4.70	14.15	0.557	BA	BD	BH
LC 063L 12											101.60	4.000	0.72	4.10	15.72	0.619	BB	BE	BJ
LC 072L 01					1.83	0.072	20.17	0.794	88.96	20.00	19.05	0.750	6.92	39.50	6.22	0.245	U	X	BB
LC 072L 02											25.40	1.000	4.90	28.00	7.54	0.297	U	X	BB
LC 072L 03											31.75	1.250	3.78	21.60	8.61	0.339	V	Y	BC
LC 072L 04											38.10	1.500	3.10	17.70	9.68	0.381	V	Y	BC
LC 072L 05											44.45	1.750	2.61	14.90	10.74	0.423	W	Z	BD
LC 072L 06											50.80	2.000	2.26	12.90	11.81	0.465	W	Z	BD
LC 072L 07											57.15	2.250	2.00	11.40	12.88	0.507	X	BA	BE
LC 072L 08											63.50	2.500	1.79	10.20	13.92	0.548	X	BA	BE
LC 072L 09											69.85	2.750	1.61	9.20	14.99	0.590	Y	BB	BF
LC 072L 10											76.20	3.000	1.47	8.40	16.05	0.632	Z	BC	BG
LC 072L 11											88.90	3.500	1.24	7.10	18.19	0.716	BA	BD	BH
LC 072L 12											101.60	4.000	1.09	6.20	20.32	0.800	BB	BE	BJ
LC 080L 01					2.03	0.080	19.79	0.779	133.44	30.00	19.05	0.750	10.59	60.50	6.86	0.270	U	Y	Z
LC 080L 02											25.40	1.000	7.63	43.60	8.38	0.330	U	Y	Z
LC 080L 03											31.75	1.250	5.94	33.90	9.55	0.376	V	X	BA
LC 080L 04											38.10	1.500	4.83	27.60	10.74	0.423	V	X	BA

† Indicates DIN Compression Springs meeting the design parameters outlined in Standard DIN 2098

Spring rates and maximum loads relate only to music wire.
When using stainless steel multiply by 0.833

COMPRESSION SPRINGS: STANDARD SERIES

● **End Coils Closed and Ground Square** ● **Music Wire (Plated) or Stainless Steel (Passivated)**

LEE STOCK NUMBER	OUTSIDE DIAMETER		TO WORK IN HOLE DIA. MIN		NOMINAL WIRE DIAMETER		TO WORK OVER ROD DIA. MAX		APPROXIMATE LOAD AT SOLID HEIGHT		NOMINAL FREE LENGTH		SPRING RATE		APPROXIMATE SOLID HEIGHT		PRICE GROUP		
																	Music Wire	302 Stainless	316 Stainless
	MM	IN	MM	IN	MM	IN	MM	IN	N	LB	MM	IN	N/MM	LB/IN	MM	IN	M	S	S316
LC 080L 05	24.64	0.970	25.40	1.000	2.03	0.080	19.79	0.779	133.44	30.00	44.45	1.750	4.06	23.20	11.94	0.470	W	Z	BB
LC 080L 06											50.80	2.000	3.52	20.10	13.13	0.517	W	Z	BB
LC 080L 07											57.15	2.250	3.10	17.70	14.35	0.565	X	BA	BC
LC 080L 08											63.50	2.500	2.77	15.80	15.54	0.612	X	BA	BC
LC 080L 09											69.85	2.750	2.50	14.30	16.74	0.659	Y	BB	BD
LC 080L 10											76.20	3.000	2.28	13.00	17.93	0.706	Z	BC	BE
LC 080L 11											88.90	3.500	1.94	11.10	20.32	0.800	BA	BD	BF
LC 080L 12											101.60	4.000	1.70	9.70	22.68	0.893	BB	BE	BG
LC 085L 0					2.16	0.085	19.53	0.769	169.02	38.00	22.23	0.875	11.82	67.50	7.92	0.312	U	Y	Z
LC 085L 01											25.40	1.000	10.05	57.40	8.56	0.337	U	Y	Z
LC 085L 02											31.75	1.250	7.72	44.10	9.86	0.388	V	X	BA
LC 085L 03											38.10	1.500	6.27	35.80	11.13	0.438	V	X	BA
LC 085L 04											44.45	1.750	5.29	30.20	12.40	0.488	W	Z	BB
LC 085L 05											50.80	2.000	4.57	26.10	13.69	0.539	W	Z	BB
LC 085L 06											57.15	2.250	4.01	22.90	14.96	0.589	X	BA	BC
LC 085L 07											63.50	2.500	3.59	20.50	16.23	0.639	X	BA	BC
LC 085L 08											69.85	2.750	3.24	18.50	17.53	0.690	Y	BB	BD
LC 085L 09											76.20	3.000	2.94	16.80	18.80	0.740	Z	BC	BE
LC 085L 10											88.90	3.500	2.50	14.30	21.36	0.841	BA	BD	BF
LC 085L 11											101.60	4.000	2.19	12.50	23.90	0.941	BB	BE	BG
LC 092L 01					2.34	0.092	19.28	0.759	153.55	34.52	22.23	0.875	12.61	72.00	10.11	0.398	U	Y	Z
LC 092L 02											25.40	1.000	10.68	61.00	11.07	0.436	U	Y	Z
LC 092L 03											31.75	1.250	8.18	46.70	13.00	0.512	V	X	BA
LC 092L 04											38.10	1.500	6.62	37.80	14.94	0.588	V	X	BA
LC 092L 05											50.80	2.000	4.80	27.40	18.77	0.739	W	Z	BB
LC 092L 06											63.50	2.500	3.76	21.50	22.58	0.889	X	BA	BC
LC 092L 07											76.20	3.000	3.10	17.70	26.42	1.040	Z	BC	BD
LC 092L 08											88.90	3.500	2.63	15.00	30.30	1.193	BA	BC	BE
LC 092L 09											101.60	4.000	2.28	13.00	34.21	1.347	BB	BD	BF
LC 095L 001					2.41	0.095	19.10	0.752	204.61	46.00	22.23	0.875	15.93	91.00	9.65	0.380	V	X	Z
LC 095L 00											25.40	1.000	13.43	76.70	10.59	0.417	V	X	Z
LC 095L 0											31.75	1.250	10.21	58.30	12.32	0.485	U	Y	BA
LC 095L 01											38.10	1.500	8.28	47.30	14.02	0.552	V	X	BA
LC 095L 02											44.45	1.750	6.95	39.70	15.70	0.618	W	Z	BA
LC 095L 03											50.80	2.000	6.01	34.30	17.40	0.685	W	Z	BA
LC 095L 04											57.15	2.250	5.27	30.10	19.08	0.751	X	BA	BB
LC 095L 05											63.50	2.500	5.18	29.60	20.75	0.817	X	BA	BB
LC 095L 06											69.85	2.750	4.25	24.30	22.45	0.884	Y	BB	BC
LC 095L 07											76.20	3.000	3.87	22.10	24.16	0.951	Z	BC	BD
LC 095L 08											88.90	3.500	3.29	18.80	27.64	1.088	BA	BD	BE
LC 095L 09											101.60	4.000	2.84	16.20	31.04	1.222	BB	BE	BF
LC 105L 00					2.67	0.105	18.62	0.733	257.98	58.00	22.23	0.875	23.38	133.50	11.05	0.435	U	W	BA
LC 105L 0A											25.40	1.000	19.70	112.50	12.09	0.476	U	W	BA
LC 105L 0											31.75	1.250	14.88	85.00	13.87	0.546	V	Y	BB
LC 105L 01											38.10	1.500	12.08	69.00	16.51	0.650	V	Y	BC
LC 105L 02											44.45	1.750	9.98	57.00	18.92	0.745	W	Z	BD
LC 105L 03											50.80	2.000	8.58	49.00	20.83	0.820	X	BA	BE
LC 105L 04											57.15	2.250	7.53	43.00	22.99	0.905	Y	BB	BF
LC 105L 05											63.50	2.500	6.65	38.00	25.40	1.000	Y	BB	BG
LC 105L 06											69.85	2.750	5.95	34.00	27.43	1.080	Z	BC	BH
LC 105L 07											76.20	3.000	5.43	31.00	29.72	1.170	BA	BD	BJ
LC 105L 08											88.90	3.500	4.73	27.00	33.66	1.325	BB	BE	BK
LC 105L 09											101.60	4.000	4.10	23.40	36.32	1.430	BC	BF	BL
LC 112L 00					2.84	0.112	18.29	0.720	289.12	65.00	22.23	0.875	28.98	165.50	12.19	0.480	U	W	BA
LC 112L 0A											25.40	1.000	24.34	139.00	13.41	0.528	U	W	BA
LC 112L 0											31.75	1.250	18.39	105.00	15.37	0.605	V	Y	BB
LC 112L 01											38.10	1.500	14.88	85.00	18.59	0.732	V	Y	BC
LC 112L 02											44.45	1.750	12.43	71.00	21.46	0.845	W	Z	BD
LC 112L 03											50.80	2.000	10.68	61.00	24.05	0.947	X	BA	BE
LC 112L 04											57.15	2.250	9.46	54.00	26.29	1.035	Y	BB	BE
LC 112L 05											63.50	2.500	8.23	47.00	29.13	1.147	Z	BC	BE

† **Indicates DIN Compression Springs meeting the design parameters outlined in Standard DIN 2098**

COMPRESSION SPRINGS: STANDARD SERIES

● End Coils Closed and Ground Square ● Music Wire (Plated) or Stainless Steel (Passivated)

LEE STOCK NUMBER	OUTSIDE DIAMETER		TO WORK IN HOLE DIA. MIN		NOMINAL WIRE DIAMETER		TO WORK OVER ROD DIA. MAX		APPROXIMATE LOAD AT SOLID HEIGHT		NOMINAL FREE LENGTH		SPRING RATE		APPROXIMATE SOLID HEIGHT		PRICE GROUP		
																	Music Wire	302 Stainless	316 Stainless
	MM	IN	MM	IN	MM	IN	MM	IN	N	LB	MM	IN	N/MM	LB/IN	MM	IN	M	S	S316
LC 112L 06	24.64	0.970	25.40	1.000	2.84	0.112	18.29	0.720	289.12	65.00	69.85	2.750	7.53	43.00	31.42	1.237	Z	BC	BF
LC 112L 07											76.20	3.000	6.83	39.00	34.24	1.348	BA	BD	BG
LC 112L 08											88.90	3.500	5.78	33.00	39.75	1.565	BB	BE	BH
LC 112L 09											101.60	4.000	5.01	28.64	41.50	1.634	BC	BF	BJ
LC 115L 01					2.92	0.115	18.14	0.714	320.26	72.00	44.45	1.750	13.66	78.00	21.29	0.838	X	BA	SPECIAL
LC 115L 02											50.80	2.000	11.91	68.00	23.62	0.930	Y	BB	SPECIAL
LC 115L 03											57.15	2.250	10.33	59.00	26.54	1.045	Z	BC	SPECIAL
LC 115L 04											63.50	2.500	9.11	52.00	28.70	1.130	Z	BC	SPECIAL
LC 115L 05											76.20	3.000	7.53	43.00	33.78	1.330	BA	BD	SPECIAL
LC 115L 06											88.90	3.500	6.30	36.00	38.61	1.520	BB	BE	SPECIAL
LC 115L 07											101.60	4.000	5.60	32.00	43.94	1.730	BC	BF	SPECIAL
LC 120L 0					3.05	0.120	17.88	0.704	355.84	80.00	38.10	1.500	19.91	113.70	19.94	0.785	X	BA	BD
LC 120L 01											44.45	1.750	16.63	95.00	22.99	0.905	X	BA	BE
LC 120L 02											50.80	2.000	14.36	82.00	25.78	1.015	Y	BB	BF
LC 120L 03											57.15	2.250	12.43	71.00	28.78	1.133	Z	BC	BJ
LC 120L 04											63.50	2.500	11.21	64.00	31.85	1.254	Z	BC	BK
LC 120L 05											76.20	3.000	9.11	52.00	36.98	1.456	BA	BD	BN
LC 120L 06											88.90	3.500	7.70	44.00	42.80	1.685	BB	BE	BQ
LC 120L 07											101.60	4.000	6.65	38.00	48.90	1.925	BC	BF	BS
LC 125L 00					3.18	0.125	17.63	0.694	445.02	100.05	22.23	0.875	48.33	276.00	13.44	0.529	V	X	BD
LC 125L 0A											25.40	1.000	40.27	230.00	14.81	0.583	V	X	BD
LC 125L 0											31.75	1.250	30.20	172.50	17.58	0.692	W	Z	BD
LC 125L 01											38.10	1.500	24.20	138.20	19.71	0.776	X	BA	BD
LC 125L 02											44.45	1.750	20.17	115.20	22.38	0.881	X	BA	BF
LC 125L 03											50.80	2.000	17.28	98.70	25.07	0.987	Y	BB	BF
LC 125L 04											57.15	2.250	15.13	86.40	27.74	1.092	Z	BC	BK
LC 125L 05											63.50	2.500	13.45	76.80	30.40	1.197	Z	BC	BL
LC 125L 06											76.20	3.000	11.00	62.80	35.74	1.407	BA	BD	BQ
LC 125L 07											88.90	3.500	9.32	53.20	41.10	1.618	BB	BE	BR
LC 125L 08											101.60	4.000	8.07	46.10	46.43	1.828	BC	BF	BU
LC 135L 00					3.43	0.135	17.15	0.675	471.49	106.00	22.23	0.875	64.09	366.00	14.99	0.590	W	Z	BE
LC 135L 0											25.40	1.000	53.06	303.00	16.61	0.654	X	BA	BE
LC 135L 01											38.10	1.500	31.52	180.00	23.16	0.912	Y	BC	BE
LC 135L 02											44.45	1.750	26.19	149.60	26.42	1.040	Z	BD	BF
LC 135L 03											50.80	2.000	22.41	128.00	29.69	1.169	BA	BE	BG
LC 135L 04											57.15	2.250	19.58	111.80	32.97	1.298	BB	BF	BL
LC 135L 05											63.50	2.500	17.39	99.30	36.25	1.427	BB	BF	BM
LC 135L 06											76.20	3.000	14.20	81.10	42.77	1.684	BC	BG	BR
LC 135L 07											88.90	3.500	12.01	68.60	49.33	1.942	BD	BH	BS
LC 135L 08											101.60	4.000	10.40	59.40	55.85	2.199	BE	BJ	BV
LC 148L 01					3.76	0.148	16.51	0.650	618.27	139.00	25.40	1.000	80.37	459.00	18.21	0.717	Y	BB	BF
LC 148L 02											38.10	1.500	47.00	268.40	25.65	1.010	Z	BC	BF
LC 148L 03											50.80	2.000	33.20	189.60	33.10	1.303	BA	BD	BH
LC 148L 04											63.50	2.500	25.67	146.60	40.54	1.596	BB	BE	BN
LC 148L 05											76.20	3.000	20.92	119.50	47.98	1.889	BC	BF	BS
LC 148L 06											88.90	3.500	17.67	100.90	55.40	2.181	BD	BG	BU
LC 148L 07											101.60	4.000	15.27	87.20	62.89	2.476	BE	BH	BX
LC 162L 01					4.11	0.162	15.80	0.622	818.43	184.00	38.10	1.500	72.70	415.20	27.64	1.088	BA	BD	BF
LC 162L 02											50.80	2.000	51.01	291.30	35.79	1.409	BB	BE	BJ
LC 162L 03											63.50	2.500	39.29	224.40	43.92	1.729	BC	BF	BQ
LC 162L 04											76.20	3.000	31.96	182.50	52.07	2.050	BD	BG	BU
LC 162L 05											88.90	3.500	26.91	153.70	60.22	2.371	BE	BH	BV
LC 162L 06											101.60	4.000	23.25	132.80	68.38	2.692	BF	BJ	BZ
LC 120LL 01	25.81	1.016	28.58	1.125	3.05	0.120	19.05	0.750	339.48	76.32	25.40	1.000	29.67	169.42	13.96	0.550	W	Z	SPECIAL
LC 120LL 02											38.10	1.500	17.89	102.19	19.01	0.748	X	BA	SPECIAL
LC 120LL 03											50.80	2.000	12.81	73.16	24.05	0.947	Y	BB	SPECIAL
LC 120LL 04											57.15	2.250	11.22	64.06	26.59	1.047	Z	BC	SPECIAL
LC 120LL 05											65.09	2.563	9.71	55.44	29.74	1.171	Z	BC	SPECIAL
LC 120LL 06											69.85	2.750	8.98	51.30	31.64	1.246	BA	BD	SPECIAL
LC 120LL 07											76.20	3.000	8.17	46.65	34.16	1.345	BA	BD	SPECIAL
LC 120LL 08											88.90	3.500	6.92	39.50	39.22	1.544	BB	BE	SPECIAL

† Indicates DIN Compression Springs meeting the design parameters outlined in Standard DIN 2098

Spring rates and maximum loads relate only to music wire.
When using stainless steel multiply by 0.833

COMPRESSION SPRINGS: STANDARD SERIES

● End Coils Closed and Ground Square ● Music Wire (Plated) or Stainless Steel (Passivated)

LEE STOCK NUMBER	OUTSIDE DIAMETER		TO WORK IN HOLE DIA. MIN		NOMINAL WIRE DIAMETER		TO WORK OVER ROD DIA. MAX		APPROXIMATE LOAD AT SOLID HEIGHT		NOMINAL FREE LENGTH		SPRING RATE		APPROXIMATE SOLID HEIGHT		PRICE GROUP		
																	Music Wire	302 Stainless	316 Stainless
	MM	IN	MM	IN	MM	IN	MM	IN	N	LB	MM	IN	N/MM	LB/IN	MM	IN	M	S	S316
LC 120LL 09	25.81	1.016	28.58	1.125	3.05	0.120	19.05	0.750	339.48	76.32	101.60	4.000	6.00	34.24	44.27	1.743	BC	BF	SPECIAL
LC 120LL 10											114.30	4.500	5.29	30.23	49.32	1.942	BD	BG	SPECIAL
LCM200LM 01†	27.00	1.063	28.00	1.102	2.00	0.079	22.00	0.866	142.21	31.97	58.00	2.283	3.03	17.28	11.00	0.433	Z	BD	SPECIAL
LCM200LM 02†											88.50	3.484	1.93	11.00	15.01	0.591	BB	BF	SPECIAL
LCM200LM 03†											135.00	5.315	1.25	7.11	21.01	0.827	BF	BH	SPECIAL
LCM200LM 04†											195.00	7.677	0.85	4.84	29.01	1.142	BF	BK	SPECIAL
LCM200LM 05†											290.00	11.417	0.57	3.27	41.00	1.614	BH	BN	SPECIAL
LC 082M 01	27.81	1.095	28.58	1.125	2.08	0.082	22.83	0.899	111.20	25.00	22.23	0.875	7.46	42.60	7.29	0.287	U	Y	SPECIAL
LC 082M 02											25.40	1.000	6.30	36.00	8.08	0.318	U	Y	SPECIAL
LC 082M 03											31.75	1.250	4.89	27.90	9.30	0.366	V	Z	SPECIAL
LC 082M 04											38.10	1.500	3.97	22.70	10.41	0.410	W	BA	SPECIAL
LC 082M 05											44.45	1.750	3.34	19.10	11.53	0.454	X	BB	SPECIAL
LC 082M 06											50.80	2.000	2.89	16.50	12.65	0.498	Y	BC	SPECIAL
LC 082M 07											63.50	2.500	2.28	13.00	14.88	0.586	Z	BD	SPECIAL
LC 082M 08											76.20	3.000	1.87	10.70	17.12	0.674	BA	BE	SPECIAL
LC 082M 09											88.90	3.500	1.59	9.10	19.38	0.763	BB	BF	SPECIAL
LC 082M 10											101.60	4.000	1.38	7.90	21.62	0.851	BC	BG	SPECIAL
LC 082M 11											114.30	4.500	1.23	7.00	23.57	0.928	BD	BH	SPECIAL
LC 082M 12											127.00	5.000	1.10	6.27	25.83	1.017	BD	BH	SPECIAL
LC 093M 01					2.36	0.093	22.35	0.880	155.68	35.00	22.23	0.875	11.31	64.60	8.71	0.343	U	Y	Z
LC 093M 02											25.40	1.000	9.56	54.60	9.70	0.382	U	Y	Z
LC 093M 03											31.75	1.250	7.44	42.50	11.05	0.435	V	Z	BA
LC 093M 04											38.10	1.500	6.01	34.30	12.50	0.492	W	BA	BB
LC 093M 05											44.45	1.750	5.06	28.90	13.92	0.548	X	BB	BC
LC 093M 06											50.80	2.000	4.36	24.90	15.34	0.604	Y	BC	BD
LC 093M 07											63.50	2.500	3.41	19.50	18.19	0.716	Z	BD	BE
LC 093M 08											76.20	3.000	2.80	16.00	21.06	0.829	BA	BE	BF
LC 093M 09											88.90	3.500	2.40	13.70	23.88	0.940	BB	BF	BG
LC 093M 10											101.60	4.000	2.07	11.80	26.77	1.054	BC	BG	BH
LC 093M 11											114.30	4.500	1.82	10.40	30.05	1.183	BD	BH	BJ
LC 105M 0					2.67	0.105	21.77	0.857	200.16	45.00	22.23	0.875	17.04	97.30	10.26	0.404	U	Y	BC
LC 105M 01											25.40	1.000	14.34	81.90	11.46	0.451	U	Y	BD
LC 105M 02											31.75	1.250	10.87	62.10	13.34	0.525	V	Z	BE
LC 105M 03											38.10	1.500	8.76	50.00	15.19	0.598	W	BA	BF
LC 105M 04											44.45	1.750	7.35	42.00	17.02	0.670	X	BB	BG
LC 105M 05											50.80	2.000	6.34	36.20	18.87	0.743	Y	BC	BH
LC 105M 06											63.50	2.500	4.94	28.20	22.61	0.890	Z	BD	BJ
LC 105M 07											76.20	3.000	4.06	23.20	26.31	1.036	BA	BE	BK
LC 105M 08											88.90	3.500	3.45	19.70	30.02	1.182	BB	BF	BL
LC 105M 09											101.60	4.000	2.99	17.10	33.73	1.328	BC	BG	BM
LC 105M 10											114.30	4.500	2.64	15.10	37.47	1.475	BD	BH	BN
LC 112M 001					2.84	0.112	21.41	0.843	293.57	66.00	22.23	0.875	24.43	139.50	10.54	0.415	V	Z	BD
LC 112M 00											25.40	1.000	20.49	117.00	11.73	0.462	W	Z	BG
LC 112M 0											38.10	1.500	12.47	71.20	15.44	0.608	V	Z	BG
LC 112M 01											44.45	1.750	10.42	59.50	17.32	0.682	X	BB	BH
LC 112M 02											50.80	2.000	8.97	51.20	19.18	0.755	Y	BC	BJ
LC 112M 03											57.15	2.250	7.86	44.90	21.03	0.828	Z	BD	BK
LC 112M 04											63.50	2.500	6.95	39.70	23.01	0.906	Z	BD	BL
LC 112M 05											76.20	3.000	5.73	32.70	26.67	1.050	BA	BE	BM
LC 112M 06											88.90	3.500	4.87	27.80	30.35	1.195	BB	BF	BN
LC 112M 07											101.60	4.000	4.20	24.00	34.11	1.343	BC	BG	BQ
LC 112M 08											114.30	4.500	3.71	21.20	37.85	1.490	BD	BH	BR
LC 120M 01					3.05	0.120	21.01	0.827	346.94	78.00	25.40	1.000	26.79	153.00	12.75	0.502	V	Z	BG
LC 120M 02											38.10	1.500	16.20	92.50	16.97	0.668	W	BA	BG
LC 120M 03											44.45	1.750	13.52	77.20	19.05	0.750	X	BB	BH
LC 120M 04											50.80	2.000	11.61	66.30	21.16	0.833	Y	BC	BJ
LC 120M 05											57.15	2.250	10.16	58.00	23.27	0.916	Z	BD	BK
LC 120M 06											63.50	2.500	9.04	51.60	25.37	0.999	Z	BD	BK
LC 120M 07											76.20	3.000	7.41	42.30	29.57	1.164	BA	BE	BL
LC 120M 08											88.90	3.500	6.27	35.80	33.78	1.330	BB	BF	BN

† Indicates DIN Compression Springs meeting the design parameters outlined in Standard DIN 2098

COMPRESSION SPRINGS: STANDARD SERIES

● End Coils Closed and Ground Square ● Music Wire (Plated) or Stainless Steel (Passivated)

LEE STOCK NUMBER	OUTSIDE DIAMETER		TO WORK IN HOLE DIA. MIN		NOMINAL WIRE DIAMETER		TO WORK OVER ROD DIA. MAX		APPROXIMATE LOAD AT SOLID HEIGHT		NOMINAL FREE LENGTH		SPRING RATE		APPROXIMATE SOLID HEIGHT		PRICE GROUP		
																	Music Wire	302 Stainless	316 Stainless
	MM	IN	MM	IN	MM	IN	MM	IN	N	LB	MM	IN	N/MM	LB/IN	MM	IN	M	S	S316
LC 120M 09	27.81	1.095	28.58	1.125	3.05	0.120	21.01	0.827	346.94	78.00	101.60	4.000	5.43	31.00	38.05	1.498	BC	BG	BQ
LC 120M 10											114.30	4.500	4.78	27.30	42.32	1.666	BD	BH	BR
LC 125M 00					3.18	0.125	20.75	0.817	400.32	90.00	22.23	0.875	39.22	224.00	12.17	0.479	V	X	BG
LC 125M 0A											25.40	1.000	32.66	186.50	13.28	0.523	V	X	BG
LC 125M 0B											31.75	1.250	24.51	140.00	15.52	0.611	W	Z	BH
LC 125M 0											38.10	1.500	19.61	112.00	17.15	0.675	W	BA	BJ
LC 125M 01											44.45	1.750	15.93	91.00	19.51	0.768	X	BB	BJ
LC 125M 02											50.80	2.000	13.83	79.00	21.72	0.855	Y	BC	BK
LC 125M 03											57.15	2.250	12.08	69.00	24.26	0.955	Z	BD	BK
LC 125M 04											63.50	2.500	10.68	61.00	26.52	1.044	Z	BD	BL
LC 125M 05											76.20	3.000	8.76	50.00	30.30	1.193	BA	BE	BL
LC 125M 06											88.90	3.500	7.35	42.00	37.08	1.460	BB	BF	BN
LC 125M 07											101.60	4.000	6.30	36.00	39.80	1.567	BC	BG	BQ
LC 125M 08											114.30	4.500	5.60	32.00	44.58	1.755	BD	BH	BR
LC 135M 0					3.43	0.135	20.29	0.799	444.80	100.00	38.10	1.500	24.51	140.00	19.89	0.783	Z	BD	BN
LC 135M 01											50.80	2.000	17.51	100.00	25.40	1.000	BA	BE	BN
LC 135M 02											57.15	2.250	15.41	88.00	27.89	1.098	BB	BF	BQ
LC 135M 03											63.50	2.500	13.66	78.00	30.61	1.205	BB	BF	BR
LC 135M 04											76.20	3.000	11.21	64.00	36.20	1.425	BC	BG	BU
LC 135M 05											88.90	3.500	9.28	53.00	42.29	1.665	BD	BH	BV
LC 135M 06											101.60	4.000	8.05	46.00	47.45	1.868	BE	BJ	BX
LC 135M 07											114.30	4.500	7.00	40.00	52.40	2.063	BF	BK	BZ
LC 135M 08											127.00	5.000	6.30	36.00	58.47	2.302	BG	BL	CB
LC 085N 01	30.94	1.218	31.75	1.250	2.16	0.085	25.70	1.012	93.41	21.00	22.23	0.875	6.41	36.60	7.72	0.304	V	Z	BA
LC 085N 02											25.40	1.000	5.45	31.10	8.31	0.327	V	Z	BA
LC 085N 03											38.10	1.500	3.40	19.40	10.62	0.418	W	BA	BB
LC 085N 04											50.80	2.000	2.47	14.10	12.93	0.509	X	BB	BC
LC 085N 05											63.50	2.500	1.94	11.10	15.24	0.600	Y	BC	BD
LC 085N 06											76.20	3.000	1.59	9.10	17.60	0.693	Z	BD	BE
LC 085N 07											88.90	3.500	1.37	7.80	19.79	0.779	BA	BE	BF
LC 085N 08											101.60	4.000	1.17	6.70	22.33	0.879	BB	BF	BG
LC 085N 09											114.30	4.500	1.05	6.00	24.41	0.961	BC	BG	BH
LC 085N 10											127.00	5.000	0.93	5.30	27.03	1.064	BD	BH	BJ
LC 095N 01					2.41	0.095	25.20	0.992	142.34	32.00	22.23	0.875	10.44	59.60	8.56	0.337	W	BA	BB
LC 095N 02											25.40	1.000	8.83	50.40	9.22	0.363	W	BA	BB
LC 095N 03											31.75	1.250	6.74	38.50	10.54	0.415	X	BB	BC
LC 095N 04											38.10	1.500	5.45	31.10	11.86	0.467	X	BB	BC
LC 095N 05											44.45	1.750	4.57	26.10	13.18	0.519	X	BB	BC
LC 095N 06											50.80	2.000	3.94	22.50	14.50	0.571	Z	BD	BE
LC 095N 07											57.15	2.250	3.47	19.80	15.80	0.622	Z	BD	BE
LC 095N 08											63.50	2.500	3.08	17.60	17.15	0.675	Z	BD	BE
LC 095N 09											69.85	2.750	2.78	15.90	18.47	0.727	BA	BE	BF
LC 095N 10											76.20	3.000	2.54	14.50	19.76	0.778	BA	BE	BF
LC 095N 11											88.90	3.500	2.15	12.30	22.40	0.882	BB	BF	BG
LC 095N 12											101.60	4.000	1.87	10.70	25.02	0.985	BC	BG	BH
LC 095N 13											114.30	4.500	1.66	9.50	27.53	1.084	BD	BH	BJ
LC 095N 14											127.00	5.000	1.49	8.50	30.20	1.189	BE	BJ	BK
LC 105N 01					2.67	0.105	24.74	0.974	182.37	41.00	22.23	0.875	14.45	82.50	9.70	0.382	X	BB	BE
LC 105N 02											25.40	1.000	12.17	69.50	10.52	0.414	X	BB	BE
LC 105N 03											31.75	1.250	9.25	52.80	12.09	0.476	Y	BC	BF
LC 105N 04											38.10	1.500	7.44	42.50	13.69	0.539	Y	BC	BF
LC 105N 05											50.80	2.000	5.38	30.70	16.84	0.663	Z	BD	BG
LC 105N 06											63.50	2.500	4.20	24.00	19.99	0.787	BA	BE	BJ
LC 105N 07											76.20	3.000	3.45	19.70	23.16	0.912	BB	BF	BL
LC 105N 08											88.90	3.500	2.92	16.70	26.34	1.037	BC	BG	BM
LC 105N 09											101.60	4.000	2.54	14.50	29.51	1.162	BD	BH	BN
LC 105N 10											114.30	4.500	2.24	12.80	32.69	1.287	BE	BJ	BQ
LC 105N 11											127.00	5.000	2.01	11.50	35.76	1.408	BF	BK	BQ
LC 112N 00					2.84	0.112	24.38	0.960	231.30	52.00	22.23	0.875	19.04	108.75	10.36	0.408	Y	BC	BG
LC 112N 0A											25.40	1.000	15.96	91.12	11.23	0.442	Y	BC	BG
LC 112N 0											31.75	1.250	12.08	69.00	12.95	0.510	Z	BD	BH

† Indicates DIN Compression Springs meeting the design parameters outlined in Standard DIN 2098

Spring rates and maximum loads relate only to music wire.
When using stainless steel multiply by 0.833

COMPRESSION SPRINGS: STANDARD SERIES

● End Coils Closed and Ground Square ● Music Wire (Plated) or Stainless Steel (Passivated)

LEE STOCK NUMBER	OUTSIDE DIAMETER		TO WORK IN HOLE DIA. MIN		NOMINAL WIRE DIAMETER		TO WORK OVER ROD DIA. MAX		APPROXIMATE LOAD AT SOLID HEIGHT		NOMINAL FREE LENGTH		SPRING RATE		APPROXIMATE SOLID HEIGHT		PRICE GROUP		
																	Music Wire	302 Stainless	316 Stainless
	MM	IN	MM	IN	MM	IN	MM	IN	N	LB	MM	IN	N/MM	LB/IN	MM	IN	M	S	S316
LC 112N 01	30.94	1.218	31.75	1.250	2.84	0.112	24.38	0.960	231.30	52.00	38.10	1.500	9.70	55.42	14.71	0.579	Z	BD	BH
LC 112N 02											50.80	2.000	6.97	39.82	18.16	0.715	BA	BE	BH
LC 112N 03											63.50	2.500	5.44	31.07	21.62	0.851	BB	BF	BJ
LC 112N 04											76.20	3.000	4.29	24.48	25.10	0.988	BC	BG	BN
LC 112N 05											88.90	3.500	3.78	21.59	28.55	1.124	BD	BH	BQ
LC 112N 06											101.60	4.000	3.28	18.73	32.03	1.261	BE	BJ	BR
LC 125N 00					3.18	0.125	23.75	0.935	320.26	72.00	22.23	0.875	29.59	169.00	11.73	0.462	Z	BD	BJ
LC 125N 0A											25.40	1.000	24.69	141.00	12.78	0.503	Z	BD	BJ
LC 125N 0											31.75	1.250	18.47	105.50	14.88	0.586	BA	BE	BJ
LC 125N 01											38.10	1.500	14.79	84.48	16.94	0.667	BA	BE	BK
LC 125N 02											50.80	2.000	10.57	60.34	21.11	0.831	BB	BF	BL
LC 125N 2A											57.15	2.250	9.24	52.75	23.22	0.914	BB	BF	BL
LC 125N 03											63.50	2.500	8.22	46.93	25.27	0.995	BC	BG	BM
LC 125N 04											76.20	3.000	6.72	38.40	29.44	1.159	BD	BH	BN
LC 125N 05											88.90	3.500	5.69	32.49	33.58	1.322	BE	BJ	BQ
LC 125N 06											101.60	4.000	4.93	28.16	37.74	1.486	BF	BK	BR
LC 125N 07											114.30	4.500	4.35	24.87	41.88	1.649	BG	BL	BS
LC 125N 08											127.00	5.000	3.90	22.25	46.05	1.813	BH	BM	BU
LC 135N 00					3.43	0.135	23.24	0.915	446.40	100.36	22.23	0.875	43.78	250.00	12.37	0.487	Z	BD	BL
LC 135N 0A											25.40	1.000	36.25	207.00	13.49	0.531	Z	BD	BL
LC 135N 0											31.75	1.250	26.97	154.00	15.67	0.617	BA	BE	BL
LC 135N 01											38.10	1.500	21.52	122.90	17.35	0.683	BA	BE	BM
LC 135N 02											50.80	2.000	15.29	87.30	21.62	0.851	BB	BF	BN
LC 135N 03											63.50	2.500	11.87	67.80	25.88	1.019	BC	BG	BQ
LC 135N 04											76.20	3.000	9.70	55.40	30.15	1.187	BD	BH	BR
LC 135N 05											88.90	3.500	8.19	46.80	34.42	1.355	BE	BJ	BS
LC 135N 06											101.60	4.000	7.09	40.50	38.68	1.523	BF	BK	BU
LC 112P 01	37.08	1.460	38.10	1.500	2.84	0.112	30.30	1.193	186.82	42.00	38.10	1.500	7.23	41.30	12.42	0.489	Z	BD	BH
LC 112P 02											50.80	2.000	5.18	29.60	15.01	0.591	BA	BE	BJ
LC 112P 03											63.50	2.500	4.04	23.10	17.58	0.692	BB	BF	BK
LC 112P 04											76.20	3.000	3.33	19.00	20.09	0.791	BC	BG	BL
LC 112P 05											88.90	3.500	2.82	16.10	22.66	0.892	BD	BH	BM
LC 112P 06											101.60	4.000	2.43	13.90	25.32	0.997	BE	BJ	BN
LC 125P 01					3.18	0.125	29.69	1.169	253.54	57.00	38.10	1.500	10.63	60.70	14.48	0.570	BA	BE	BJ
LC 125P 02											50.80	2.000	7.60	43.40	17.65	0.695	BB	BF	BK
LC 125P 03											63.50	2.500	5.90	33.70	20.85	0.821	BC	BG	BL
LC 125P 04											76.20	3.000	4.83	27.60	24.03	0.946	BD	BH	BM
LC 125P 05											88.90	3.500	4.08	23.30	27.25	1.073	BE	BJ	BN
LC 125P 06											101.60	4.000	3.54	20.20	30.43	1.198	BF	BK	BQ
LC 135P 01					3.43	0.135	29.21	1.150	315.81	71.00	38.10	1.500	14.06	80.30	16.10	0.634	BB	BF	BN
LC 135P 02											50.80	2.000	10.00	57.10	19.76	0.778	BC	BG	BQ
LC 135P 03											63.50	2.500	7.76	44.30	23.42	0.922	BD	BH	BR
LC 135P 04											76.20	3.000	6.34	36.20	27.10	1.067	BE	BJ	BS
LC 135P 05											88.90	3.500	5.36	30.60	30.76	1.211	BF	BK	BU
LC 135P 06											101.60	4.000	4.64	26.50	34.42	1.355	BG	BL	BV
LC 135Q 01	42.85	1.687	44.45	1.750	3.43	0.135	34.65	1.364	271.33	61.00	38.10	1.500	11.28	64.40	14.07	0.554	BC	BG	BQ
LC 135Q 02											50.80	2.000	8.02	45.80	16.92	0.666	BD	BH	BR
LC 135Q 03											63.50	2.500	6.22	35.50	19.76	0.778	BE	BJ	BS
LC 135Q 04											76.20	3.000	5.08	29.00	22.63	0.891	BF	BK	BU
LC 135Q 05											88.90	3.500	4.29	24.50	25.48	1.003	BG	BL	BV
LC 135Q 06											101.60	4.000	3.71	21.20	28.35	1.116	BH	BM	BX
LC 135Q 07											114.30	4.500	3.27	18.70	31.19	1.228	BJ	BN	BZ
LC 135Q 08											127.00	5.000	2.92	16.70	34.09	1.342	BK	BP	CB

† Indicates DIN Compression Springs meeting the design parameters outlined in Standard DIN 2098

HEAVY DUTY COMPRESSION SPRINGS

- End Coils Closed and Ground Square
- Oil Tempered MB* (Plated) or Stainless Steel (Passivated)

LEE STOCK NUMBER	OUTSIDE DIAMETER		TO WORK IN HOLE DIA. MIN		NOMINAL WIRE DIAMETER		TO WORK OVER ROD DIA. MAX		APPROXIMATE LOAD AT SOLID HEIGHT		NOMINAL FREE LENGTH		SPRING RATE		APPROXIMATE SOLID HEIGHT		PRICE GROUP	
																	Music Wire	302 Stainless
	MM	IN	MM	IN	MM	IN	MM	IN	N	LB	MM	IN	N/MM	LB/IN	MM	IN	M	S
LHC 142H 01	27.81	1.095	28.58	1.125	3.61	0.142	19.96	0.786	444.82	100.00	50.80	2.000	20.14	115.00	28.45	1.120	BA	BG
LHC 142H 02											55.58	2.188	17.51	100.00	30.48	1.200	BB	BG
LHC 142H 03											63.50	2.500	15.41	88.00	34.54	1.360	BC	BH
LHC 142H 04											69.85	2.750	13.66	78.00	38.10	1.500	BD	BJ
LHC 142H 05											84.15	3.313	11.21	64.00	45.34	1.785	BE	BK
LHC 142H 06											101.60	4.000	9.28	53.00	54.36	2.140	BF	BL
LHC 142H 07											114.30	4.500	8.06	46.00	60.12	2.367	BG	BM
LHC 142H 08											127.00	5.000	7.36	42.00	67.06	2.640	BH	BN
LHC 142J 0					3.61	0.142	19.94	0.785	533.79	120.00	44.45	1.750	26.27	150.00	23.95	0.943	BA	BF
LHC 142J 01											50.80	2.000	22.59	129.00	26.92	1.060	BB	BF
LHC 142J 02											57.15	2.250	19.44	111.00	29.72	1.170	BB	BG
LHC 142J 03											63.50	2.500	17.16	98.00	32.64	1.285	BC	BH
LHC 142J 04											69.85	2.750	15.41	88.00	35.56	1.400	BD	BJ
LHC 142J 05											76.20	3.000	14.01	80.00	38.35	1.510	BD	BK
LHC 142J 06											88.90	3.500	11.73	67.00	43.69	1.720	BE	BL
LHC 142J 07											101.60	4.000	10.33	59.00	49.53	1.950	BF	BM
LHC 142J 08											114.30	4.500	8.93	51.00	54.97	2.164	BG	BN
LHC 142J 09											127.00	5.000	8.06	46.00	61.47	2.420	BH	BP
LHC 148J 0					3.76	0.148	19.63	0.773	600.51	135.00	44.45	1.750	30.65	175.00	25.40	1.000	BA	BG
LHC 148J 01											50.80	2.000	26.09	149.00	28.58	1.125	BB	BG
LHC 148J 02											57.15	2.250	22.77	130.00	31.50	1.240	BB	BH
LHC 148J 03											63.50	2.500	20.14	115.00	34.54	1.360	BC	BJ
LHC 148J 04											69.85	2.750	18.04	103.00	37.47	1.475	BD	BK
LHC 148J 05											76.20	3.000	16.46	94.00	40.51	1.595	BD	BL
LHC 148J 06											88.90	3.500	13.84	79.00	46.48	1.830	BE	BM
LHC 148J 07											101.60	4.000	11.91	68.00	52.58	2.070	BF	BP
LHC 148J 08											114.30	4.500	10.51	60.00	58.55	2.305	BG	BQ
LHC 148J 09											127.00	5.000	9.46	54.00	64.52	2.540	BH	BS
LHC 148M 00	30.94	1.218	31.75	1.250	3.76	0.148	22.61	0.890	535.57	120.40	22.23	0.875	61.65	352.00	13.93	0.549	BA	BD
LHC 148M 0A											25.40	1.000	50.70	289.50	15.27	0.601	BA	BD
LHC 148M 0B											31.75	1.250	37.39	213.50	17.95	0.707	BB	BE
LHC 148M 0C											38.10	1.500	29.69	169.50	20.60	0.811	BB	BE
LHC 148M 0D											50.80	2.000	20.93	119.50	25.98	1.023	BC	BF
LHC 148M 01											57.15	2.250	18.21	104.00	28.65	1.128	BC	BP
LHC 148M 02											63.50	2.500	16.20	92.50	31.32	1.233	BD	BP
LHC 148M 03											76.20	3.000	13.21	75.40	36.68	1.444	BD	BP
LHC 148M 04											88.90	3.500	11.14	63.60	42.01	1.654	BE	BQ
LHC 148M 05											95.25	3.750	10.33	59.00	44.68	1.759	BF	BQ
LHC 148M 06											101.60	4.000	9.63	55.00	47.37	1.865	BF	BQ
LHC 148M 07											114.30	4.500	8.49	48.50	52.71	2.075	BG	BT
LHC 148M 08											127.00	5.000	7.58	43.30	58.06	2.286	BH	BU
LHC 148M 09											139.70	5.500	6.87	39.20	63.40	2.496	BJ	BU
LHC 148M 10											152.40	6.000	6.25	35.70	68.76	2.707	BK	BW
LHC 156M 01					3.96	0.156	22.23	0.875	622.75	140.00	57.15	2.250	22.77	130.00	29.59	1.165	BC	BP
LHC 156M 02											63.50	2.500	19.79	113.00	32.84	1.293	BD	BP
LHC 156M 03											76.20	3.000	16.29	93.00	38.20	1.504	BD	BS
LHC 156M 04											88.90	3.500	13.66	78.00	44.07	1.735	BE	BT
LHC 156M 05											95.25	3.750	12.61	72.00	47.04	1.852	BF	BU
LHC 156M 06											101.60	4.000	11.91	68.00	49.53	1.950	BF	BW
LHC 156M 07											114.30	4.500	10.51	60.00	54.99	2.165	BG	BW
LHC 156M 08											127.00	5.000	9.28	53.00	61.06	2.404	BH	BW
LHC 156M 09											139.70	5.500	8.41	48.00	68.15	2.683	BJ	BW
LHC 156M 10											152.40	6.000	7.71	44.00	73.91	2.910	BK	BY

* Material may be substituted with music wire, at Lee Spring's discretion.

Spring rates and maximum loads relate only to music wire.
When using stainless steel multiply by 0.870

HEAVY DUTY COMPRESSION SPRINGS

● End Coils Closed and Ground Square ● Oil Tempered MB* (Plated) or Stainless Steel (Passivated)

LEE STOCK NUMBER	OUTSIDE DIAMETER		TO WORK IN HOLE DIA. MIN		NOMINAL WIRE DIAMETER		TO WORK OVER ROD DIA. MAX		APPROXIMATE LOAD AT SOLID HEIGHT		NOMINAL FREE LENGTH		SPRING RATE		APPROXIMATE SOLID HEIGHT		PRICE GROUP	
																	Music Wire	302 Stainless
	MM	IN	MM	IN	MM	IN	MM	IN	N	LB	MM	IN	N/MM	LB/IN	MM	IN	M	S
LHC 162N 0A	30.94	1.218	31.75	1.250	4.11	0.162	21.92	0.863	711.72	160.00	25.40	1.000	75.04	428.50	16.79	0.661	BB	BS
LHC 162N 0B											38.10	1.500	43.17	246.50	22.93	0.903	BB	BS
LHC 162N 0C											50.80	2.000	30.30	173.00	29.07	1.145	BC	BS
LHC 162N 0											57.15	2.250	26.27	150.00	31.75	1.250	BC	BS
LHC 162N 01											63.50	2.500	23.29	133.00	34.24	1.348	BK	BS
LHC 162N 02											76.20	3.000	19.26	110.00	39.67	1.562	BD	BT
LHC 162N 03											88.90	3.500	15.94	91.00	46.25	1.821	BE	BT
LHC 162N 04											95.25	3.750	14.89	85.00	48.92	1.926	BF	BW
LHC 162N 05											101.60	4.000	13.84	79.00	52.02	2.048	BF	BW
LHC 162N 06											114.30	4.500	12.26	70.00	57.66	2.270	BG	BW
LHC 162N 07											127.00	5.000	11.03	63.00	63.12	2.485	BH	BY
LHC 162N 08											133.35	5.250	10.51	60.00	65.89	2.594	BH	BY
LHC 162N 09											139.70	5.500	9.81	56.00	70.61	2.780	BJ	CB
LHC 162N 10											152.40	6.000	8.93	51.00	76.58	3.015	BK	CD
LHC 177N 01					4.50	0.177	21.18	0.834	778.44	175.00	38.10	1.500	61.82	353.00	25.67	1.011	BC	BQ
LHC 177N 02											50.80	2.000	43.05	245.80	32.82	1.292	BC	BQ
LHC 177N 03											63.50	2.500	33.01	188.50	39.98	1.574	BD	BT
LHC 177N 04											76.20	3.000	26.78	152.90	47.14	1.856	BE	BU
LHC 177N 05											88.90	3.500	22.52	128.60	54.30	2.138	BF	BW
LHC 177N 06											101.60	4.000	19.42	110.90	61.48	2.421	BG	BW
LHC 177N 07											114.30	4.500	17.09	97.60	68.60	2.701	BH	BY
LHC 177N 08											127.00	5.000	15.25	87.10	75.75	2.982	BJ	CA
LHC 192N 01					4.88	0.192	20.42	0.804	958.15	215.40	38.10	1.500	90.39	516.10	27.65	1.089	BD	BS
LHC 192N 02											50.80	2.000	62.42	356.40	35.54	1.399	BD	BT
LHC 192N 03											63.50	2.500	47.67	272.20	43.42	1.710	BE	BU
LHC 192N 04											76.20	3.000	38.56	220.20	51.31	2.020	BF	BU
LHC 192N 05											88.90	3.500	32.36	184.80	59.21	2.331	BG	BU
LHC 192N 06											101.60	4.000	27.90	159.30	67.08	2.641	BH	BY
LHC 192N 07											114.30	4.500	24.50	139.90	74.99	2.952	BJ	BY
LHC 192N 08											127.00	5.000	21.86	124.80	82.84	3.262	BK	CB
LHC 207N 01					5.26	0.207	19.69	0.775	1122.73	252.40	50.80	2.000	88.41	504.80	38.23	1.505	BE	CB
LHC 207N 02											63.50	2.500	67.22	383.80	46.87	1.845	BF	CD
LHC 207N 03											76.20	3.000	54.22	309.60	55.51	2.185	BG	CD
LHC 207N 04											88.90	3.500	45.43	259.40	64.15	2.526	BH	CF
LHC 207N 05											101.60	4.000	39.09	223.20	72.80	2.866	BJ	CF
LHC 207N 06											114.30	4.500	34.31	195.90	81.43	3.206	BK	CH
LHC 207N 07											127.00	5.000	30.58	174.60	90.05	3.545	BL	CJ
LHC 162P 0	35.56	1.400	36.50	1.437	4.11	0.162	26.37	1.038	622.75	140.00	57.15	2.250	20.32	116.00	27.31	1.075	BE	BS
LHC 162P 01											63.50	2.500	17.86	102.00	29.72	1.170	BF	BS
LHC 162P 02											76.20	3.000	14.54	83.00	34.54	1.360	BF	BT
LHC 162P 03											88.90	3.500	12.26	70.00	39.37	1.550	BG	BU
LHC 162P 04											101.60	4.000	10.51	60.00	44.20	1.740	BH	BW
LHC 162P 05											107.95	4.250	9.98	57.00	46.48	1.830	BH	BW
LHC 162P 06											114.30	4.500	9.28	53.00	48.90	1.925	BJ	BW
LHC 162P 07											127.00	5.000	8.41	48.00	53.72	2.115	BK	BY
LHC 162P 08											133.35	5.250	7.88	45.00	56.13	2.210	BK	CA
LHC 177P 0					4.50	0.177	25.63	1.009	800.68	180.00	57.15	2.250	29.60	169.00	30.10	1.185	BE	BU
LHC 177P 01											63.50	2.500	26.09	149.00	32.89	1.295	BF	BU
LHC 177P 02											76.20	3.000	21.02	120.00	38.30	1.508	BF	BW
LHC 177P 03											88.90	3.500	17.51	100.00	43.69	1.720	BG	BW
LHC 177P 04											101.60	4.000	15.24	87.00	49.02	1.930	BH	BY
LHC 177P 05											107.95	4.250	14.19	81.00	51.79	2.039	BH	CA
LHC 177P 06											114.30	4.500	13.31	76.00	54.64	2.151	BJ	CA
LHC 177P 07											127.00	5.000	12.08	69.00	59.94	2.360	BK	CB
LHC 177P 08											133.35	5.250	11.38	65.00	62.99	2.480	BK	CD

* Material may be substituted with music wire, at Lee Spring's discretion.

HEAVY DUTY COMPRESSION SPRINGS

- End Coils Closed and Ground Square
- Oil Tempered MB* (Plated) or Stainless Steel (Passivated)

LEE STOCK NUMBER	OUTSIDE DIAMETER		TO WORK IN HOLE DIA. MIN		NOMINAL WIRE DIAMETER		TO WORK OVER ROD DIA. MAX		APPROXIMATE LOAD AT SOLID HEIGHT		NOMINAL FREE LENGTH		SPRING RATE		APPROXIMATE SOLID HEIGHT		PRICE GROUP	
																	Music Wire	302 Stainless
	MM	IN	MM	IN	MM	IN	MM	IN	N	LB	MM	IN	N/MM	LB/IN	MM	IN	M	S
LHC 148R 01	37.08	1.460	38.10	1.500	3.76	0.148	28.60	1.126	407.90	91.70	38.10	1.500	19.91	113.70	18.14	0.714	BB	BG
LHC 148R 02											50.80	2.000	14.06	80.30	22.47	0.885	BC	BK
LHC 148R 03											63.50	2.500	10.88	62.10	26.78	1.055	BD	BK
LHC 148R 04											76.20	3.000	8.86	50.60	31.11	1.225	BE	BL
LHC 148R 05											88.90	3.500	7.48	42.70	35.44	1.395	BF	BM
LHC 148R 06											101.60	4.000	6.48	37.00	39.70	1.563	BG	BQ
LHC 162R 01					4.11	0.162	27.91	1.099	510.21	114.70	38.10	1.500	28.44	162.40	20.29	0.799	BC	BS
LHC 162R 02											50.80	2.000	19.97	114.00	25.31	0.996	BD	BS
LHC 162R 03											63.50	2.500	15.38	87.80	30.33	1.194	BE	BS
LHC 162R 04											76.20	3.000	12.50	71.40	35.35	1.392	BF	BT
LHC 162R 05											88.90	3.500	10.53	60.10	40.40	1.591	BG	BT
LHC 162R 06											101.60	4.000	9.11	52.00	45.37	1.786	BH	BW
LHC 162R 07											114.30	4.500	8.00	45.70	50.46	1.987	BJ	BW
LHC 162R 08											127.00	5.000	7.15	40.80	55.50	2.185	BK	BW
LHC 187R 01					4.75	0.187	26.64	1.049	889.64	200.00	63.50	2.500	29.42	168.00	33.96	1.337	BF	BW
LHC 187R 02											76.20	3.000	24.17	138.00	39.27	1.546	BF	BW
LHC 187R 03											88.90	3.500	20.32	116.00	44.93	1.769	BG	CA
LHC 187R 04											101.60	4.000	17.34	99.00	51.00	2.008	BH	CB
LHC 187R 05											107.95	4.250	16.11	92.00	54.13	2.131	BH	CD
LHC 187R 06											114.30	4.500	15.06	86.00	57.28	2.255	BJ	CE
LHC 187R 07											127.00	5.000	13.49	77.00	62.84	2.474	BK	CE
LHC 187R 08											133.35	5.250	12.78	73.00	65.79	2.590	BK	CE
LHC 207S 01	40.13	1.580	41.28	1.625	5.26	0.207	28.42	1.119	1023.09	230.00	63.50	2.500	36.78	210.00	36.07	1.420	BG	CF
LHC 207S 02											76.20	3.000	29.77	170.00	42.06	1.656	BH	CF
LHC 207S 03											88.90	3.500	24.87	142.00	48.26	1.900	BJ	CG
LHC 207S 04											101.60	4.000	21.19	121.00	54.84	2.159	BK	CG
LHC 207S 05											114.30	4.500	18.74	107.00	60.60	2.386	BL	CH
LHC 207S 06											127.00	5.000	16.64	95.00	66.93	2.635	BM	CJ
LHC 207S 07											139.70	5.500	15.06	86.00	71.27	2.806	BP	CK
LHC 207S 08											152.40	6.000	13.84	79.00	78.38	3.086	BQ	CL
LHC 148T 01	42.85	1.687	44.45	1.750	3.76	0.148	34.04	1.340	355.55	79.93	38.10	1.500	15.71	89.70	15.91	0.626	BE	BJ
LHC 148T 02											50.80	2.000	11.10	63.40	19.30	0.760	BE	BL
LHC 148T 03											63.50	2.500	8.58	49.00	22.69	0.894	BF	BL
LHC 148T 04											76.20	3.000	6.99	39.90	26.10	1.028	BF	BM
LHC 148T 05											88.90	3.500	5.90	33.70	29.48	1.161	BG	BP
LHC 148T 06											101.60	4.000	5.10	29.10	32.92	1.296	BG	BQ
LHC 148T 07											114.30	4.500	4.50	25.70	36.25	1.427	BH	BQ
LHC 148T 08											127.00	5.000	4.01	22.90	39.73	1.564	BH	BR
LHC 162T 01					4.11	0.162	33.35	1.313	447.98	100.71	38.10	1.500	22.03	125.80	17.88	0.704	BF	BR
LHC 162T 02											50.80	2.000	15.45	88.20	21.89	0.862	BF	BR
LHC 162T 03											63.50	2.500	11.91	68.00	25.87	1.019	BG	BR
LHC 162T 04											76.20	3.000	9.68	55.30	29.87	1.176	BG	BT
LHC 162T 05											88.90	3.500	8.16	46.60	33.87	1.333	BH	BU
LHC 162T 06											101.60	4.000	7.04	40.20	37.91	1.492	BH	BW
LHC 162T 07											114.30	4.500	6.20	35.40	41.90	1.650	BJ	BW
LHC 162T 08											127.00	5.000	5.53	31.60	45.92	1.808	BJ	BY
LHC 177T 01					4.50	0.177	32.61	1.284	568.93	127.90	38.10	1.500	31.12	177.70	19.94	0.785	BF	BU
LHC 177T 02											50.80	2.000	21.66	123.70	24.60	0.969	BG	BU
LHC 177T 03											63.50	2.500	16.62	94.90	29.26	1.152	BG	BU
LHC 177T 04											76.20	3.000	13.47	76.90	33.94	1.336	BH	BW
LHC 177T 05											88.90	3.500	11.33	64.70	38.59	1.519	BH	BY
LHC 177T 06											101.60	4.000	9.77	55.80	43.27	1.704	BH	CA
LHC 177T 07											114.30	4.500	8.60	49.10	47.91	1.886	BJ	CA
LHC 177T 08											127.00	5.000	7.67	43.80	52.59	2.070	BJ	CB

* Material may be substituted with music wire, at Lee Spring's discretion.

Spring rates and maximum loads relate only to music wire.
When using stainless steel multiply by 0.870

HEAVY DUTY COMPRESSION SPRINGS

● End Coils Closed and Ground Square ● Oil Tempered MB* (Plated) or Stainless Steel (Passivated)

LEE STOCK NUMBER	OUTSIDE DIAMETER		TO WORK IN HOLE DIA. MIN		NOMINAL WIRE DIAMETER		TO WORK OVER ROD DIA. MAX		APPROXIMATE LOAD AT SOLID HEIGHT		NOMINAL FREE LENGTH		SPRING RATE		APPROXIMATE SOLID HEIGHT		PRICE GROUP	
																	Music Wire	302 Stainless
	MM	IN	MM	IN	MM	IN	MM	IN	N	LB	MM	IN	N/MM	LB/IN	MM	IN	M	S
LHC 192T 01	42.85	1.687	44.45	1.750	4.88	0.192	31.88	1.255	708.16	159.20	38.10	1.500	43.33	247.40	21.92	0.863	BG	BT
LHC 192T 02											50.80	2.000	29.93	170.90	27.23	1.072	BG	BW
LHC 192T 03											63.50	2.500	22.85	130.50	32.55	1.281	BH	CB
LHC 192T 04											76.20	3.000	18.49	105.60	37.85	1.490	BH	CB
LHC 192T 05											88.90	3.500	15.52	88.60	43.19	1.700	BJ	CA
LHC 192T 06											101.60	4.000	13.38	76.40	48.48	1.909	BJ	CD
LHC 192T 07											114.30	4.500	11.75	67.10	53.81	2.119	BK	CG
LHC 192T 08											127.00	5.000	10.47	59.80	59.15	2.329	BK	CG
LHC 218T 01					5.54	0.218	30.58	1.204	1112.06	250.00	63.50	2.500	39.93	228.00	35.94	1.415	BG	CF
LHC 218T 02											76.20	3.000	31.70	181.00	42.88	1.688	BH	CF
LHC 218T 03											88.90	3.500	26.62	152.00	48.34	1.903	BJ	CG
LHC 218T 04											101.60	4.000	22.77	130.00	54.66	2.152	BL	CH
LHC 218T 05											114.30	4.500	19.97	114.00	60.63	2.387	BM	CJ
LHC 218T 06											127.00	5.000	17.86	102.00	66.68	2.625	BP	CK
LHC 218T 07											139.70	5.500	15.94	91.00	73.38	2.889	BQ	CL
LHC 218T 08											152.40	6.000	14.71	84.00	78.56	3.093	BS	CL
LHC 234T 01					5.94	0.234	29.77	1.172	1337.58	300.70	63.50	2.500	54.26	309.80	38.84	1.529	BL	CG
LHC 234T 02											76.20	3.000	43.54	248.60	45.49	1.791	BM	CG
LHC 234T 03											88.90	3.500	36.36	207.60	52.12	2.052	BN	CH
LHC 234T 04											101.60	4.000	31.21	178.20	58.75	2.313	BP	CJ
LHC 234T 05											114.30	4.500	27.34	156.10	65.38	2.574	BS	CL
LHC 234T 06											127.00	5.000	24.33	138.90	72.01	2.835	BS	CM
LHC 234T 07											139.70	5.500	21.91	125.10	78.64	3.096	BT	CN
LHC 234T 08											152.40	6.000	19.93	113.80	85.27	3.357	BU	CN
LHC 148U 01	49.20	1.937	50.80	2.000	3.76	0.148	39.88	1.570	311.82	70.10	50.80	2.000	9.04	51.60	16.78	0.661	BG	BM
LHC 148U 02											63.50	2.500	6.99	39.90	19.43	0.765	BG	BP
LHC 148U 03											76.20	3.000	5.69	32.50	22.09	0.870	BH	BQ
LHC 148U 04											88.90	3.500	4.80	27.40	24.77	0.975	BH	BS
LHC 148U 05											101.60	4.000	4.15	23.70	27.42	1.080	BJ	BT
LHC 148U 06											114.30	4.500	3.66	20.90	30.06	1.183	BJ	BU
LHC 148U 07											127.00	5.000	3.27	18.70	32.68	1.287	BK	BW
LHC 148U 08											139.70	5.500	2.96	16.90	35.34	1.391	BK	BY
LHC 162U 01					4.11	0.162	39.22	1.544	400.34	90.00	50.80	2.000	12.40	70.80	19.07	0.751	BH	BT
LHC 162U 02											63.50	2.500	9.54	54.50	22.24	0.876	BH	BU
LHC 162U 03											76.20	3.000	7.76	44.30	25.41	1.001	BJ	BW
LHC 162U 04											88.90	3.500	6.55	37.40	28.54	1.124	BL	BY
LHC 162U 05											101.60	4.000	5.66	32.30	31.71	1.248	BM	CA
LHC 162U 06											114.30	4.500	4.97	28.40	34.89	1.374	BM	CA
LHC 162U 07											127.00	5.000	4.45	25.40	38.02	1.497	BN	CB
LHC 162U 08											139.70	5.500	4.01	22.90	41.24	1.624	BP	CD
LHC 177U 01					4.50	0.177	38.51	1.516	511.55	115.00	63.50	2.500	13.12	74.90	25.26	0.995	BJ	BU
LHC 177U 02											76.20	3.000	10.65	60.80	28.97	1.141	BJ	BW
LHC 177U 03											88.90	3.500	8.95	51.10	32.71	1.288	BK	BY
LHC 177U 04											101.60	4.000	7.72	44.10	36.43	1.434	BM	CA
LHC 177U 05											114.30	4.500	6.80	38.80	40.15	1.581	BN	CB
LHC 177U 06											127.00	5.000	6.06	34.60	43.90	1.728	BP	CD
LHC 177U 07											139.70	5.500	5.46	31.20	47.67	1.877	BR	CE
LHC 177U 08											152.40	6.000	4.99	28.50	51.31	2.020	BT	CF

* Material may be substituted with music wire, at Lee Spring's discretion.

HEAVY DUTY COMPRESSION SPRINGS

- End Coils Closed and Ground Square
- Oil Tempered MB* (Plated) or Stainless Steel (Passivated)

LEE STOCK NUMBER	OUTSIDE DIAMETER		TO WORK IN HOLE DIA. MIN		NOMINAL WIRE DIAMETER		TO WORK OVER ROD DIA. MAX		APPROXIMATE LOAD AT SOLID HEIGHT		NOMINAL FREE LENGTH		SPRING RATE		APPROXIMATE SOLID HEIGHT		PRICE GROUP	
																	Music Wire	302 Stainless
	MM	IN	MM	IN	MM	IN	MM	IN	N	LB	MM	IN	N/MM	LB/IN	MM	IN	M	S
LHC 192U 01	49.20	1.937	50.80	2.000	4.88	0.192	37.80	1.488	640.10	143.90	63.50	2.500	17.76	101.40	28.26	1.113	BK	CB
LHC 192U 02											76.20	3.000	14.36	82.00	32.57	1.282	BK	CB
LHC 192U 03											88.90	3.500	12.05	68.80	36.89	1.452	BL	CD
LHC 192U 04											101.60	4.000	10.39	59.30	41.19	1.622	BP	CE
LHC 192U 05											114.30	4.500	9.12	52.10	45.49	1.791	BQ	CE
LHC 192U 06											127.00	5.000	8.14	46.50	49.76	1.959	BS	CG
LHC 192U 07											139.70	5.500	7.34	41.90	54.12	2.131	BT	CH
LHC 192U 08											152.40	6.000	6.69	38.20	58.39	2.299	BU	CJ
LHC 207U 01					5.26	0.207	37.39	1.472	890.09	200.10	63.50	2.500	25.64	146.40	28.83	1.135	BL	CF
LHC 207U 02											76.20	3.000	20.70	118.20	33.20	1.307	BM	CF
LHC 207U 03											88.90	3.500	17.34	99.00	37.59	1.480	BN	CG
LHC 207U 04											101.60	4.000	14.92	85.20	41.96	1.652	BP	CH
LHC 207U 05											114.30	4.500	13.10	74.80	46.36	1.825	BR	CJ
LHC 207U 06											127.00	5.000	11.66	66.60	50.75	1.998	BS	CK
LHC 207U 07											139.70	5.500	10.53	60.10	55.12	2.170	BT	CL
LHC 207U 08											152.40	6.000	9.58	54.70	59.51	2.343	BU	CL
LHC 250U 01					6.35	0.250	35.31	1.390	1337.14	300.60	63.50	2.500	51.93	296.50	37.74	1.486	BL	CL
LHC 250U 02											76.20	3.000	41.54	237.20	44.02	1.733	BM	CL
LHC 250U 03											88.90	3.500	34.62	197.70	50.27	1.979	BR	CM
LHC 250U 04											101.60	4.000	29.67	169.40	56.54	2.226	BS	CM
LHC 250U 05											114.30	4.500	25.95	148.20	62.79	2.472	BT	CM
LHC 250U 06											127.00	5.000	23.08	131.80	69.06	2.719	BU	CN
LHC 250U 07											139.70	5.500	20.77	118.60	75.31	2.965	BW	CN
LHC 250U 08											152.40	6.000	18.88	107.81	81.58	3.212	BY	CN

* Material may be substituted with music wire, at Lee Spring's discretion.

Spring rates and maximum loads relate only to music wire.
When using stainless steel multiply by 0.870

COMPRESSION SPRINGS: DIN-PLUS PART 2 & 1

Guide to using tables

Maximum Rod Diameter
over which the spring will effectively operate, allowing for working conditions and manufacturing tolerances.

Wire Diameter
in ascending order of size, within each group of outside diameters.

Nominal Load
is the force applied to a spring that causes deflection to working height.

Working Height
is the safe height to which a spring could be deflected under load without overstressing it.

Lee Stock Number
ordering reference.

Price Group
reference to the price list.

Solid Height
Length when fully compressed.

Outside Diameter
arranged through the pages in ascending order of size.

Spring Rate
change in load or force per unit of deflection.

Minimum Hole Diameter
required for the effective operation of the spring, allowing for manufacturing tolerances and normal working conditions.

Free Length
the overall length of the spring in the unloaded position.

COMPRESSION SPRINGS: DIN-PLUS PART 2

● End Coils Closed ● Stainless Steel EN 10270-3 Gr. 1.4310-NS (passivated)

LEE STOCK NUMBER	OUTSIDE DIAMETER		TO WORK IN HOLE DIAMETER MIN		TO WORK OVER ROD DIA. MAX		NOMINAL WIRE DIAMETER		NOMINAL LOAD		WORKING HEIGHT		NOMINAL FREE LENGTH		SPRING RATE		APPROXIMATE SOLID HEIGHT		PRICE GROUP
	MM	IN	MM	IN	MM	IN	MM	IN	N	LB	MM	IN	MM	IN	N/MM	LB/IN	MM	IN	
CID010ZA 01S	0.60	0.024	0.80	0.032	0.30	0.011	0.10	0.004	0.53	0.119	0.70	0.028	1.01	0.040	2.050	11.705	0.65	0.026	D
CID010ZA 02S											1.00	0.039	1.46	0.057	1.304	7.446	0.85	0.033	D
CID010ZA 03S											1.30	0.051	2.02	0.079	0.843	4.814	1.15	0.045	D
CID010ZA 04S											1.80	0.071	2.87	0.113	0.569	3.249	1.55	0.061	D
CID010ZA 05S											2.50	0.098	4.06	0.160	0.382	2.181	2.15	0.085	D
CID010ZB 01S	0.73	0.029	0.90	0.036	0.40	0.015	0.10	0.004	0.45	0.101	0.70	0.028	1.20	0.047	1.020	5.824	0.65	0.026	D
CID010ZB 02S											1.00	0.039	1.70	0.067	0.646	3.694	0.85	0.033	D
CID010ZB 03S											1.30	0.051	2.40	0.094	0.422	2.410	1.15	0.045	D
CID010ZB 04S											1.80	0.071	3.40	0.134	0.284	1.622	1.55	0.061	D
CID010ZB 05S											2.60	0.102	4.90	0.193	0.196	1.119	2.15	0.085	D
CID012ZC 01S	0.75	0.030	0.90	0.036	0.40	0.015	0.12	0.005	0.75	0.167	0.90	0.035	1.28	0.051	2.148	12.265	0.78	0.031	D
CID012ZC 02S											1.20	0.047	1.81	0.071	1.363	7.783	1.02	0.040	D
CID012ZC 03S											1.60	0.063	2.56	0.100	0.883	5.042	1.38	0.054	D
CID012ZC 04S											2.20	0.087	3.62	0.142	0.598	3.413	1.86	0.073	D
CID012ZC 05S											3.00	0.118	5.08	0.200	0.402	2.295	2.58	0.102	D
CID010ZD 01S	0.90	0.035	1.10	0.044	0.50	0.019	0.10	0.004	0.37	0.084	0.70	0.028	1.50	0.059	0.500	2.855	0.65	0.026	D
CID010ZD 02S											1.00	0.039	2.20	0.087	0.314	1.793	0.85	0.033	D
CID010ZD 03S											1.40	0.055	3.20	0.126	0.206	1.176	1.15	0.045	D
CID010ZD 04S											1.90	0.075	4.60	0.181	0.137	0.782	1.55	0.061	D
CID010ZD 05S											2.70	0.106	6.60	0.260	0.098	0.560	2.15	0.085	D
CID012ZE 01S	0.92	0.036	1.10	0.044	0.50	0.019	0.12	0.005	0.63	0.141	0.90	0.035	1.52	0.059	1.049	5.990	0.78	0.031	D
CID012ZE 02S											1.20	0.047	2.18	0.083	0.667	3.809	1.02	0.040	D
CID012ZE 03S											1.60	0.063	3.13	0.122	0.431	2.461	1.38	0.054	D
CID012ZE 04S											2.20	0.087	4.46	0.173	0.294	1.679	1.86	0.073	D
CID012ZE 05S											3.10	0.122	6.43	0.248	0.196	1.119	2.58	0.102	D
CID016ZF 01S	0.96	0.038	1.20	0.048	0.40	0.015	0.16	0.006	1.36	0.306	1.20	0.047	1.60	0.060	3.295	18.814	1.04	0.041	D
CID016ZF 02S											1.50	0.059	2.20	0.071	2.099	11.985	1.36	0.054	D
CID016ZF 03S											2.10	0.083	3.10	0.123	1.353	7.725	1.84	0.072	D
CID016ZF 04S											2.90	0.114	4.40	0.176	0.922	5.265	2.48	0.098	D
CID016ZF 05S											4.00	0.157	6.20	0.253	0.628	3.586	3.44	0.135	D
CID010ZG 01S	1.10	0.043	1.40	0.056	0.70	0.027	0.10	0.004	0.30	0.068	0.80	0.031	2.00	0.079	0.255	1.456	0.65	0.026	D
CID010ZG 02S											1.00	0.039	2.90	0.114	0.167	0.954	0.85	0.033	D
CID010ZG 03S											1.40	0.055	4.40	0.173	0.108	0.617	1.15	0.045	D
CID010ZG 04S											2.00	0.079	6.30	0.248	0.069	0.394	1.55	0.061	D
CID010ZG 05S											2.80	0.110	9.20	0.362	0.049	0.280	2.15	0.085	D
CID012ZH 01S	1.12	0.044	1.40	0.056	0.60	0.023	0.12	0.005	0.52	0.117	0.90	0.035	1.92	0.076	0.539	3.078	0.78	0.031	D
CID012ZH 02S											1.20	0.047	2.82	0.111	0.343	1.958	1.02	0.040	D
CID012ZH 03S											1.70	0.067	4.22	0.166	0.226	1.290	1.38	0.054	D
CID012ZH 04S											2.30	0.091	6.01	0.237	0.147	0.839	1.86	0.073	D
CID012ZH 05S											3.20	0.126	8.67	0.341	0.098	0.560	2.58	0.102	D
CID016ZJ 01S	1.16	0.046	1.40	0.056	0.60	0.023	0.16	0.006	1.18	0.265	1.20	0.047	1.90	0.075	1.687	9.633	1.04	0.041	D
CID016ZJ 02S											1.60	0.063	2.70	0.106	1.079	6.161	1.36	0.054	D
CID016ZJ 03S											2.20	0.087	3.80	0.150	0.696	3.974	1.84	0.072	D
CID016ZJ 04S											2.90	0.114	5.40	0.213	0.471	2.689	2.48	0.098	D
CID016ZJ 05S											4.10	0.161	7.80	0.307	0.324	1.850	3.44	0.135	D
CID020ZK 01S	1.20	0.047	1.40	0.056	0.60	0.023	0.20	0.008	2.14	0.481	1.40	0.055	2.00	0.079	4.089	23.348	1.30	0.051	D
CID020ZK 02S											1.90	0.075	2.70	0.106	2.599	14.840	1.70	0.067	D
CID020ZK 03S											2.60	0.102	3.90	0.154	1.687	9.633	2.30	0.091	D
CID020ZK 04S											3.60	0.142	5.50	0.217	1.147	6.549	3.10	0.122	D
CID020ZK 05S											5.00	0.197	7.80	0.307	0.775	4.425	4.30	0.169	D
CID010ZL 01S	1.30	0.051	1.60	0.063	0.80	0.031	0.10	0.004	0.27	0.060	0.80	0.031	2.60	0.102	0.147	0.839	0.65	0.026	D
CID010ZL 02S											1.10	0.043	3.80	0.150	0.098	0.560	0.85	0.033	D
CID010ZL 03S											1.50	0.059	5.80	0.228	0.059	0.337	1.15	0.045	D
CID010ZL 04S											2.10	0.083	8.40	0.331	0.039	0.223	1.55	0.061	D
CID010ZL 05S											2.90	0.114	12.20	0.480	0.029	0.166	2.15	0.085	D
CID012ZM 01S	1.32	0.052	1.60	0.063	0.80	0.031	0.12	0.005	0.44	0.099	0.90	0.035	2.42	0.095	0.314	1.793	0.78	0.031	D
CID012ZM 02S											1.20	0.047	3.59	0.142	0.196	1.119	1.02	0.040	D
CID012ZM 03S											1.70	0.067	5.41	0.213	0.127	0.725	1.38	0.054	D
CID012ZM 04S											2.40	0.094	7.84	0.309	0.088	0.502	1.86	0.073	D
CID012ZM 05S											3.30	0.130	11.37	0.448	0.059	0.337	2.58	0.102	D

ADDITIONAL INFORMATION

1. Avoid operating beyond the listed Nominal Load and Working Height, or the stresses may cause permanent spring set or failure.

2. Spring Rate is given as an approximate figure to allow manufacturing adjustment to maintain Nominal Load and Nominal Free Length.

3. The listed Work In Hole Diameter and Work Over Rod Diameter are specified as per DIN 2098. To discuss spring fitting around different assembly sizes please call Lee Spring's Engineering Department.

COMPRESSION SPRINGS: DIN-PLUS PART 2

● **End Coils Closed** ● **Stainless Steel EN 10270-3 Gr. 1.4310-NS (passivated)**

LEE STOCK NUMBER	OUTSIDE DIAMETER		TO WORK IN HOLE DIAMETER MIN		TO WORK OVER ROD DIA. MAX		NOMINAL WIRE DIAMETER		NOMINAL LOAD		WORKING HEIGHT		NOMINAL FREE LENGTH		SPRING RATE		APPROXIMATE SOLID HEIGHT		PRICE GROUP
	MM	IN	MM	IN	MM	IN	MM	IN	N	LB	MM	IN	MM	IN	N/MM	LB/IN	MM	IN	
CID010ZA 01S	0.60	0.024	0.80	0.032	0.30	0.011	0.10	0.004	0.53	0.119	0.70	0.028	1.01	0.040	2.050	11.705	0.65	0.026	D
CID010ZA 02S											1.00	0.039	1.46	0.057	1.304	7.446	0.85	0.033	D
CID010ZA 03S											1.30	0.051	2.02	0.079	0.843	4.813	1.15	0.045	D
CID010ZA 04S											1.80	0.071	2.87	0.113	0.569	3.249	1.55	0.061	D
CID010ZA 05S											2.50	0.098	4.06	0.160	0.382	2.181	2.15	0.085	D
CID010ZB 01S	0.73	0.029	0.90	0.036	0.40	0.015	0.10	0.004	0.45	0.101	0.70	0.028	1.20	0.047	1.020	5.824	0.65	0.026	D
CID010ZB 02S											1.00	0.039	1.70	0.067	0.647	3.694	0.85	0.033	D
CID010ZB 03S											1.30	0.051	2.40	0.094	0.422	2.410	1.15	0.045	D
CID010ZB 04S											1.80	0.071	3.40	0.134	0.284	1.622	1.55	0.061	D
CID010ZB 05S											2.60	0.102	4.90	0.193	0.196	1.119	2.15	0.085	D
CID012ZC 01S	0.75	0.030	0.90	0.036	0.40	0.015	0.12	0.005	0.75	0.167	0.90	0.035	1.28	0.051	2.148	12.265	0.78	0.031	D
CID012ZC 02S											1.20	0.047	1.81	0.071	1.363	7.783	1.02	0.040	D
CID012ZC 03S											1.60	0.063	2.56	0.100	0.883	5.042	1.38	0.054	D
CID012ZC 04S											2.20	0.087	3.62	0.142	0.598	3.415	1.86	0.073	D
CID012ZC 05S											3.00	0.118	5.08	0.200	0.402	2.295	2.58	0.102	D
CID010ZD 01S	0.90	0.035	1.10	0.044	0.50	0.019	0.10	0.004	0.37	0.084	0.70	0.028	1.50	0.059	0.500	2.855	0.65	0.026	D
CID010ZD 02S											1.00	0.039	2.20	0.087	0.314	1.793	0.85	0.033	D
CID010ZD 03S											1.40	0.055	3.20	0.126	0.206	1.176	1.15	0.045	D
CID010ZD 04S											1.90	0.075	4.60	0.181	0.137	0.782	1.55	0.061	D
CID010ZD 05S											2.70	0.106	6.60	0.260	0.098	0.560	2.15	0.085	D
CID012ZE 01S	0.92	0.036	1.10	0.044	0.50	0.019	0.12	0.005	0.63	0.141	0.90	0.035	1.52	0.060	1.049	5.990	0.78	0.031	D
CID012ZE 02S											1.20	0.047	2.18	0.086	0.667	3.809	1.02	0.040	D
CID012ZE 03S											1.60	0.063	3.13	0.123	0.431	2.461	1.38	0.054	D
CID012ZE 04S											2.20	0.087	4.46	0.176	0.294	1.679	1.86	0.073	D
CID012ZE 05S											3.10	0.122	6.43	0.253	0.196	1.119	2.58	0.102	D
CID016ZF 01S	0.96	0.038	1.20	0.048	0.40	0.015	0.16	0.006	1.36	0.306	1.20	0.047	1.60	0.063	3.295	18.814	1.04	0.041	D
CID016ZF 02S											1.50	0.059	2.20	0.087	2.099	11.985	1.36	0.054	D
CID016ZF 03S											2.10	0.083	3.10	0.122	1.353	7.725	1.84	0.072	D
CID016ZF 04S											2.90	0.114	4.40	0.173	0.922	5.265	2.48	0.098	D
CID016ZF 05S											4.00	0.157	6.20	0.244	0.628	3.586	3.44	0.135	D
CID010ZG 01S	1.10	0.043	1.40	0.056	0.70	0.027	0.10	0.004	0.30	0.068	0.80	0.031	2.00	0.079	0.255	1.456	0.65	0.026	D
CID010ZG 02S											1.00	0.039	2.90	0.114	0.167	0.954	0.85	0.033	D
CID010ZG 03S											1.40	0.055	4.40	0.173	0.108	0.617	1.15	0.045	D
CID010ZG 04S											2.00	0.079	6.30	0.248	0.069	0.394	1.55	0.061	D
CID010ZG 05S											2.80	0.110	9.20	0.362	0.049	0.280	2.15	0.085	D
CID012ZH 01S	1.12	0.044	1.40	0.056	0.60	0.023	0.12	0.005	0.52	0.117	0.90	0.035	1.92	0.076	0.539	3.078	0.78	0.031	D
CID012ZH 02S											1.20	0.047	2.82	0.111	0.343	1.958	1.02	0.040	D
CID012ZH 03S											1.70	0.067	4.22	0.166	0.226	1.290	1.38	0.054	D
CID012ZH 04S											2.30	0.091	6.01	0.237	0.147	0.839	1.86	0.073	D
CID012ZH 05S											3.20	0.126	8.67	0.341	0.098	0.560	2.58	0.102	D
CID016ZJ 01S	1.16	0.046	1.40	0.056	0.60	0.023	0.16	0.006	1.18	0.265	1.20	0.047	1.90	0.075	1.687	9.633	1.04	0.041	D
CID016ZJ 02S											1.60	0.063	2.70	0.106	1.079	6.161	1.36	0.054	D
CID016ZJ 03S											2.20	0.087	3.80	0.150	0.696	3.974	1.84	0.072	D
CID016ZJ 04S											2.90	0.114	5.40	0.213	0.471	2.689	2.48	0.098	D
CID016ZJ 05S											4.10	0.161	7.80	0.307	0.324	1.850	3.44	0.135	D
CID020ZK 01S	1.20	0.047	1.40	0.056	0.60	0.023	0.20	0.008	2.14	0.481	1.40	0.055	2.00	0.079	4.089	23.348	1.30	0.051	D
CID020ZK 02S											1.90	0.075	2.70	0.106	2.599	14.840	1.70	0.067	D
CID020ZK 03S											2.60	0.102	3.90	0.154	1.687	9.633	2.30	0.091	D
CID020ZK 04S											3.60	0.142	5.50	0.217	1.147	6.549	3.10	0.122	D
CID020ZK 05S											5.00	0.197	7.80	0.307	0.775	4.425	4.30	0.169	D
CID010ZL 01S	1.30	0.051	1.60	0.063	0.80	0.031	0.10	0.004	0.27	0.060	0.80	0.031	2.60	0.102	0.147	0.839	0.65	0.026	D
CID010ZL 02S											1.10	0.043	3.80	0.150	0.098	0.560	0.85	0.033	D
CID010ZL 03S											1.50	0.059	5.80	0.228	0.059	0.337	1.15	0.045	D
CID010ZL 04S											2.10	0.083	8.40	0.331	0.039	0.223	1.55	0.061	D
CID010ZL 05S											2.90	0.114	12.20	0.480	0.029	0.166	2.15	0.085	D
CID012ZM 01S	1.32	0.052	1.60	0.063	0.80	0.031	0.12	0.005	0.44	0.099	0.90	0.035	2.42	0.095	0.314	1.793	0.78	0.031	D
CID012ZM 02S											1.20	0.047	3.59	0.142	0.196	1.119	1.02	0.040	D
CID012ZM 03S											1.70	0.067	5.41	0.213	0.127	0.725	1.38	0.054	D
CID012ZM 04S											2.40	0.094	7.84	0.309	0.088	0.502	1.86	0.073	D
CID012ZM 05S											3.30	0.130	11.37	0.448	0.059	0.337	2.58	0.102	D

COMPRESSION SPRINGS: DIN-PLUS PART 2

● **End Coils Closed** ● **Stainless Steel EN 10270-3 Gr. 1.4310-NS (passivated)**

LEE STOCK NUMBER	OUTSIDE DIAMETER		TO WORK IN HOLE DIAMETER MIN		TO WORK OVER ROD DIA. MAX		NOMINAL WIRE DIAMETER		NOMINAL LOAD		WORKING HEIGHT		NOMINAL FREE LENGTH		SPRING RATE		APPROXIMATE SOLID HEIGHT		PRICE GROUP
	MM	IN	MM	IN	MM	IN	MM	IN	N	LB	MM	IN	MM	IN	N/MM	LB/IN	MM	IN	
CID016ZN 01S	1.36	0.054	1.60	0.063	0.80	0.031	0.16	0.006	1.01	0.227	1.20	0.047	2.20	0.087	0.981	5.601	1.04	0.041	D
CID016ZN 02S											1.60	0.063	3.20	0.126	0.618	3.529	1.36	0.054	D
CID016ZN 03S											2.20	0.087	4.70	0.185	0.402	2.295	1.84	0.072	D
CID016ZN 04S											3.00	0.118	6.70	0.264	0.275	1.570	2.48	0.098	D
CID016ZN 05S											4.20	0.165	9.70	0.382	0.186	1.062	3.44	0.135	D
CID020ZA 01S	1.40	0.055	1.70	0.067	0.80	0.031	0.20	0.008	1.89	0.426	1.50	0.059	2.30	0.091	2.363	13.492	1.30	0.051	D
CID020ZA 02S											1.90	0.075	3.20	0.126	1.510	8.622	1.70	0.067	D
CID020ZA 03S											2.70	0.106	4.60	0.181	0.971	5.544	2.30	0.091	D
CID020ZA 04S											3.70	0.146	6.50	0.256	0.667	3.809	3.10	0.122	D
CID020ZA 05S											5.10	0.201	9.30	0.366	0.451	2.575	4.30	0.169	D
CID025ZP 01S	1.45	0.057	1.70	0.067	0.70	0.027	0.25	0.010	3.42	0.770	1.80	0.071	2.40	0.094	5.786	33.037	1.63	0.064	E
CID025ZP 02S											2.40	0.094	3.30	0.130	3.677	20.995	2.13	0.084	E
CID025ZP 03S											3.30	0.130	4.70	0.185	2.383	13.607	2.88	0.113	E
CID025ZP 04S											4.50	0.177	6.60	0.260	1.618	9.239	3.88	0.153	E
CID025ZP 05S											6.30	0.248	9.40	0.370	1.098	6.269	5.38	0.212	E
CID012ZQ 01S	1.72	0.068	2.10	0.083	1.20	0.047	0.12	0.005	0.34	0.077	1.00	0.039	3.84	0.151	0.127	0.725	0.78	0.031	E
CID012ZQ 02S											1.30	0.051	5.77	0.227	0.088	0.502	1.02	0.040	E
CID012ZQ 03S											1.90	0.075	8.81	0.347	0.059	0.337	1.38	0.054	E
CID012ZQ 04S											2.60	0.102	12.76	0.502	0.039	0.223	1.86	0.073	E
CID012ZQ 05S											3.60	0.142	18.66	0.735	0.029	0.166	2.58	0.102	E
CID016ZR 01S	1.76	0.069	2.10	0.083	1.10	0.043	0.16	0.006	0.79	0.176	1.20	0.047	3.10	0.122	0.412	2.352	1.04	0.041	E
CID016ZR 02S											1.70	0.067	4.70	0.185	0.265	1.513	1.36	0.054	E
CID016ZR 03S											2.30	0.091	7.00	0.276	0.167	0.954	1.84	0.072	E
CID016ZR 04S											3.20	0.126	10.00	0.394	0.118	0.674	2.48	0.098	E
CID016ZR 05S											4.50	0.177	14.60	0.575	0.078	0.445	3.44	0.135	E
CID020ZS 01S	1.80	0.071	2.10	0.083	1.10	0.043	0.20	0.008	1.50	0.337	1.50	0.059	3.00	0.118	1.000	5.710	1.30	0.051	E
CID020ZS 02S											2.00	0.079	4.40	0.173	0.637	3.637	1.70	0.067	E
CID020ZS 03S											2.80	0.110	6.40	0.252	0.412	2.352	2.30	0.091	E
CID020ZS 04S											3.80	0.150	9.20	0.362	0.284	1.622	3.10	0.122	E
CID020ZS 05S											5.30	0.209	13.30	0.524	0.186	1.062	4.30	0.169	E
CID025ZT 01S	1.85	0.073	2.10	0.083	1.10	0.043	0.25	0.010	2.82	0.633	1.80	0.071	3.00	0.118	2.442	13.944	1.63	0.064	E
CID025ZT 02S											2.40	0.094	4.30	0.169	1.549	8.845	2.13	0.084	E
CID025ZT 03S											3.40	0.134	6.20	0.244	1.000	5.710	2.88	0.113	E
CID025ZT 04S											4.60	0.181	8.70	0.343	0.686	3.917	3.88	0.153	E
CID025ZT 05S											6.50	0.256	12.50	0.492	0.461	2.632	5.38	0.212	E
CID032ZU 01S	1.92	0.076	2.20	0.087	1.00	0.039	0.32	0.013	5.47	1.230	2.30	0.091	3.10	0.122	6.551	37.406	2.08	0.082	E
CID032ZU 02S											3.10	0.122	4.40	0.173	4.168	23.799	2.72	0.107	E
CID032ZU 03S											4.20	0.165	6.30	0.248	2.697	15.400	3.68	0.145	E
CID032ZU 04S											5.80	0.228	8.70	0.343	1.834	10.472	4.96	0.195	E
CID032ZU 05S											8.10	0.319	12.50	0.492	1.236	7.057	6.88	0.271	E
CID016AB 01S	2.16	0.085	2.50	0.099	1.50	0.059	0.16	0.006	0.65	0.145	1.30	0.051	4.30	0.169	0.216	1.233	1.04	0.041	E
CID016AB 02S											1.80	0.071	6.50	0.256	0.137	0.782	1.36	0.054	E
CID016AB 03S											2.40	0.094	9.80	0.386	0.088	0.502	1.84	0.072	E
CID016AB 04S											3.40	0.134	14.20	0.559	0.059	0.337	2.48	0.098	E
CID016AB 05S											4.80	0.189	20.90	0.823	0.039	0.223	3.44	0.135	E
CID020AC 01S	2.20	0.087	2.60	0.103	1.50	0.059	0.20	0.008	1.24	0.278	1.50	0.059	4.00	0.157	0.510	2.912	1.30	0.051	E
CID020AC 02S											2.10	0.083	5.90	0.232	0.324	1.850	1.70	0.067	E
CID020AC 03S											2.90	0.114	8.70	0.343	0.206	1.176	2.30	0.091	E
CID020AC 04S											4.00	0.157	12.60	0.496	0.147	0.839	3.10	0.122	E
CID020AC 05S											5.60	0.220	18.30	0.720	0.098	0.560	4.30	0.169	E
CID025BA 01S	2.25	0.089	2.60	0.103	1.50	0.059	0.25	0.010	2.34	0.527	1.90	0.075	3.70	0.146	1.245	7.109	1.63	0.064	E
CID025BA 02S											2.50	0.098	5.50	0.217	0.794	4.534	2.13	0.084	E
CID025BA 03S											3.50	0.138	8.00	0.315	0.510	2.912	2.88	0.113	E
CID025BA 04S											4.70	0.185	11.40	0.449	0.353	2.016	3.88	0.153	E
CID025BA 05S											6.70	0.264	16.60	0.654	0.235	1.342	5.38	0.212	E
CID032BB 01S	2.32	0.091	2.60	0.103	1.40	0.055	0.32	0.013	4.69	1.054	2.30	0.091	3.70	0.146	3.354	19.151	2.08	0.082	E
CID032BB 02S											3.10	0.122	5.30	0.209	2.138	12.208	2.72	0.107	E
CID032BB 03S											4.30	0.169	7.70	0.303	1.383	7.897	3.68	0.145	E
CID032BB 04S											5.90	0.232	10.90	0.429	0.941	5.373	4.96	0.195	E
CID032BB 05S											8.20	0.323	15.60	0.614	0.637	3.637	6.88	0.271	E

COMPRESSION SPRINGS: DIN-PLUS PART 2

● **End Coils Closed** ● **Stainless Steel EN 10270-3 Gr. 1.4310-NS (passivated)**

LEE STOCK NUMBER	OUTSIDE DIAMETER		TO WORK IN HOLE DIAMETER MIN		TO WORK OVER ROD DIA. MAX		NOMINAL WIRE DIAMETER		NOMINAL LOAD		WORKING HEIGHT		NOMINAL FREE LENGTH		SPRING RATE		APPROXIMATE SOLID HEIGHT		PRICE GROUP
	MM	IN	MM	IN	MM	IN	MM	IN	N	LB	MM	IN	MM	IN	N/MM	LB/IN	MM	IN	
CID040BC 01S	2.40	0.094	2.80	0.111	1.30	0.051	0.40	0.016	8.55	1.922	2.90	0.114	3.90	0.154	8.179	46.701	2.60	0.102	E
CID040BC 02S											3.80	0.150	5.50	0.217	5.207	29.731	3.40	0.134	E
CID040BC 03S											5.30	0.209	7.80	0.307	3.373	19.259	4.60	0.181	E
CID040BC 04S											7.20	0.283	10.90	0.429	2.295	13.104	6.20	0.244	E
CID040BC 05S											10.10	0.398	15.60	0.614	1.549	8.845	8.60	0.339	E
CID020CA 01S	2.70	0.106	3.10	0.123	2.00	0.078	0.20	0.008	1.00	0.225	1.60	0.063	5.40	0.213	0.265	1.513	1.30	0.051	E
CID020CA 02S											2.20	0.087	8.20	0.323	0.167	0.954	1.70	0.067	E
CID020CA 03S											3.10	0.122	12.40	0.488	0.108	0.617	2.30	0.091	E
CID020CA 04S											4.20	0.165	17.90	0.705	0.069	0.394	3.10	0.122	E
CID020CA 05S											5.90	0.232	26.20	1.031	0.049	0.280	4.30	0.169	E
CID025CB 01S	2.75	0.108	3.10	0.123	1.90	0.074	0.25	0.010	1.92	0.432	1.90	0.075	4.90	0.193	0.637	3.637	1.63	0.064	E
CID025CB 02S											2.60	0.102	7.30	0.287	0.412	2.352	2.13	0.084	E
CID025CB 03S											3.60	0.142	10.90	0.429	0.265	1.513	2.88	0.113	E
CID025CB 04S											5.00	0.197	15.70	0.618	0.177	1.011	3.88	0.153	E
CID025CB 05S											7.00	0.276	22.90	0.902	0.118	0.674	5.38	0.212	E
CID032CC 01S	2.82	0.111	3.10	0.123	1.90	0.074	0.32	0.013	3.91	0.880	2.40	0.094	4.70	0.185	1.716	9.798	2.08	0.082	E
CID032CC 02S											3.20	0.126	6.80	0.268	1.089	6.218	2.72	0.107	E
CID032CC 03S											4.40	0.173	10.00	0.394	0.706	4.031	3.68	0.145	E
CID032CC 04S											6.10	0.240	14.20	0.559	0.481	2.746	4.96	0.195	E
CID032CC 05S											8.50	0.335	20.60	0.811	0.324	1.850	6.88	0.271	E
CID040CD 01S	2.90	0.114	3.30	0.130	1.80	0.070	0.40	0.016	7.33	1.647	2.90	0.114	4.70	0.185	4.187	23.907	2.60	0.102	E
CID040CD 02S											3.90	0.154	6.70	0.264	2.667	15.228	3.40	0.134	E
CID040CD 03S											5.40	0.213	9.60	0.378	1.726	9.855	4.60	0.181	E
CID040CD 04S											7.30	0.287	13.60	0.535	1.177	6.721	6.20	0.244	E
CID040CD 05S											10.30	0.406	19.50	0.768	0.794	4.534	8.60	0.339	E
CID025DA 01S	3.45	0.136	4.00	0.158	2.50	0.098	0.25	0.010	1.53	0.344	2.00	0.079	7.10	0.280	0.304	1.736	1.63	0.064	E
CID025DA 02S											2.80	0.110	10.70	0.421	0.196	1.119	2.13	0.084	E
CID025DA 03S											3.80	0.150	16.10	0.634	0.127	0.725	2.88	0.113	E
CID025DA 04S											5.30	0.209	23.30	0.917	0.088	0.502	3.88	0.153	E
CID025DA 05S											7.50	0.295	34.10	1.343	0.059	0.337	5.38	0.212	E
CID032DB 01S	3.52	0.139	4.00	0.158	2.40	0.094	0.32	0.013	3.16	0.710	2.50	0.098	6.30	0.248	0.814	4.648	2.08	0.082	E
CID032DB 02S											3.30	0.130	9.40	0.370	0.520	2.969	2.72	0.107	E
CID032DB 03S											4.60	0.181	14.00	0.551	0.333	1.901	3.68	0.145	E
CID032DB 04S											6.30	0.248	20.10	0.791	0.226	1.290	4.96	0.195	E
CID032DB 05S											8.90	0.350	29.30	1.154	0.157	0.896	6.88	0.271	E
CID040DC 01S	3.60	0.142	4.00	0.158	2.50	0.098	0.40	0.016	6.00	1.349	3.00	0.118	6.00	0.236	2.001	11.426	2.60	0.102	E
CID040DC 02S											4.00	0.157	8.70	0.343	1.275	7.280	3.40	0.134	E
CID040DC 03S											5.50	0.217	12.80	0.504	0.824	4.705	4.60	0.181	E
CID040DC 04S											7.60	0.299	18.30	0.720	0.559	3.192	6.20	0.244	E
CID040DC 05S											10.70	0.421	26.50	1.043	0.382	2.181	8.60	0.339	E
CID032DF 01S	4.32	0.170	4.80	0.189	3.20	0.125	0.32	0.013	2.57	0.578	2.60	0.102	8.70	0.343	0.422	2.410	2.08	0.082	E
CID032DF 02S											3.50	0.138	13.10	0.516	0.265	1.513	2.72	0.107	E
CID032DF 03S											4.90	0.193	19.80	0.780	0.177	1.011	3.68	0.145	E
CID032DF 04S											6.70	0.264	28.60	1.126	0.118	0.674	4.96	0.195	E
CID032DF 05S											9.50	0.374	41.90	1.650	0.078	0.445	6.88	0.271	E
CID040DG 01S	4.40	0.173	5.00	0.197	3.20	0.125	0.40	0.016	4.93	1.109	3.10	0.122	7.90	0.311	1.020	5.824	2.60	0.102	E
CID040DG 02S											4.20	0.165	11.70	0.461	0.647	3.694	3.40	0.134	E
CID040DG 03S											5.80	0.228	17.50	0.689	0.422	2.410	4.60	0.181	E
CID040DG 04S											7.90	0.311	25.10	0.988	0.284	1.622	6.20	0.244	E
CID040DG 05S											11.20	0.441	36.60	1.441	0.196	1.119	8.60	0.339	E
CID040EG 01S	5.40	0.213	6.00	0.237	4.10	0.161	0.40	0.016	4.01	0.902	3.20	0.126	10.90	0.429	0.520	2.969	2.60	0.102	E
CID040EG 02S											4.40	0.173	16.40	0.646	0.333	1.901	3.40	0.134	E
CID040EG 03S											6.10	0.240	24.70	0.972	0.216	1.233	4.60	0.181	E
CID040EG 04S											8.40	0.331	35.80	1.409	0.147	0.839	6.20	0.244	E
CID040EG 05S											11.90	0.469	52.40	2.063	0.098	0.560	8.60	0.339	E

COMPRESSION SPRINGS: DIN-PLUS PART 1

● **End Coils Closed and Ground** ● **Stainless Steel EN 10270-1-SH (Plated)**

LEE STOCK NUMBER	OUTSIDE DIAMETER		TO WORK IN HOLE DIAMETER MIN		TO WORK OVER ROD DIA. MAX		NOMINAL WIRE DIAMETER		NOMINAL LOAD		WORKING HEIGHT		NOMINAL FREE LENGTH		SPRING RATE		APPROXIMATE SOLID HEIGHT		PRICE GROUP
	MM	IN	MM	IN	MM	IN	MM	IN	N	LB	MM	IN	MM	IN	N/MM	LB/IN	MM	IN	
LCD050AA 01 M	3.00	0.118	3.40	0.134	1.70	0.066	0.50	0.020	10.40	2.337	3.50	0.138	4.40	0.173	11.57	66.06	2.75	0.108	L
LCD050AA 02 M											4.70	0.185	6.10	0.240	7.42	42.37	3.75	0.148	L
LCD050AA 03 M											6.50	0.256	8.70	0.343	4.80	27.41	5.25	0.207	L
LCD050AA 04 M											9.00	0.354	12.00	0.472	3.27	18.67	7.25	0.285	L
LCD050AA 05 M											12.80	0.504	17.50	0.689	2.21	12.62	10.25	0.404	L
LCD050AB 01 M	3.70	0.146	4.10	0.162	2.40	0.094	0.50	0.020	10.00	2.249	3.70	0.146	5.50	0.217	5.57	31.80	2.75	0.108	L
LCD050AB 02 M											5.10	0.201	7.90	0.311	3.53	20.16	3.75	0.148	L
LCD050AB 03 M											7.10	0.280	11.50	0.453	2.28	13.02	5.25	0.207	L
LCD050AB 04 M											9.80	0.386	16.00	0.630	1.56	8.91	7.25	0.285	L
LCD050AB 05 M											14.00	0.551	23.50	0.925	1.05	6.00	10.25	0.404	L
LCD063AC 01 M	3.83	0.151	4.20	0.166	2.30	0.090	0.63	0.025	20.99	4.718	4.00	0.157	5.50	0.217	14.02	80.05	3.47	0.137	L
LCD063AC 02 M											5.40	0.213	7.80	0.307	8.90	50.82	4.73	0.186	L
LCD063AC 03 M											7.50	0.295	11.00	0.433	5.77	32.95	6.62	0.261	L
LCD063AC 04 M											10.30	0.406	15.50	0.610	3.93	22.44	9.14	0.360	L
LCD063AC 05 M											14.70	0.579	22.50	0.886	2.65	15.13	12.92	0.509	L
LCD050AE 01 M	4.50	0.177	5.00	0.197	3.10	0.122	0.50	0.020	9.32	2.095	3.70	0.146	7.00	0.276	2.83	16.16	2.75	0.108	L
LCD050AE 02 M											5.10	0.201	10.00	0.394	1.81	10.33	3.75	0.148	L
LCD050AE 03 M											7.10	0.280	15.00	0.591	1.17	6.68	5.25	0.207	L
LCD050AE 04 M											9.80	0.386	21.50	0.846	0.79	4.51	7.25	0.285	L
LCD050AE 05 M											14.00	0.551	31.00	1.220	0.54	3.08	10.25	0.404	L
LCD063BA 01 M	4.63	0.182	5.00	0.197	3.00	0.118	0.63	0.025	17.16	3.858	4.30	0.169	6.70	0.264	7.16	40.88	3.47	0.137	L
LCD063BA 02 M											5.80	0.228	9.60	0.378	4.55	25.98	4.73	0.186	L
LCD063BA 03 M											8.20	0.323	14.00	0.551	2.94	16.79	6.62	0.261	L
LCD063BA 04 M											11.30	0.445	20.00	0.787	2.00	11.42	9.14	0.360	L
LCD063BA 05 M											16.20	0.638	29.00	1.142	1.35	7.71	12.92	0.509	L
LCD080BB 01 M	4.80	0.189	5.30	0.209	2.80	0.110	0.80	0.031	31.87	7.165	5.20	0.205	6.90	0.272	18.53	105.80	4.40	0.173	N
LCD080BB 02 M											7.00	0.276	9.70	0.382	11.87	67.78	6.00	0.236	N
LCD080BB 03 M											9.80	0.386	14.00	0.551	7.67	43.79	8.40	0.331	N
LCD080BB 04 M											13.50	0.531	19.50	0.768	5.22	29.81	11.60	0.457	N
LCD080BB 05 M											19.10	0.752	28.00	1.102	3.52	20.10	16.40	0.646	N
LCD050BD 01 M	5.50	0.217	6.20	0.245	4.00	0.157	0.50	0.020	8.04	1.808	3.90	0.154	9.40	0.370	1.46	8.34	2.75	0.108	L
LCD050BD 02 M											5.40	0.213	14.00	0.551	0.93	5.31	3.75	0.148	L
LCD050BD 03 M											7.60	0.299	20.50	0.807	0.61	3.48	5.25	0.207	L
LCD050BD 04 M											10.60	0.417	30.00	1.181	0.41	2.34	7.25	0.285	L
LCD050BD 05 M											15.10	0.594	44.50	1.752	0.27	1.54	10.25	0.404	L
LCD063BE 01 M	5.63	0.222	6.10	0.241	3.90	0.153	0.63	0.025	15.50	3.483	4.30	0.169	8.50	0.335	3.69	21.07	3.47	0.137	L
LCD063BE 02 M											5.80	0.228	12.50	0.492	2.35	13.42	4.73	0.186	L
LCD063BE 03 M											8.20	0.323	18.50	0.728	1.52	8.68	6.62	0.261	L
LCD063BE 04 M											11.30	0.445	26.00	1.024	1.03	5.88	9.14	0.360	L
LCD063BE 05 M											16.20	0.638	38.50	1.516	0.70	4.00	12.92	0.509	L
LCD080BF 01 M	5.80	0.228	6.30	0.249	3.80	0.149	0.80	0.031	25.99	5.843	5.60	0.220	8.30	0.327	9.53	54.42	4.40	0.173	N
LCD080BF 02 M											7.70	0.303	12.00	0.472	6.07	34.66	6.00	0.236	N
LCD080BF 03 M											10.90	0.429	17.50	0.689	3.92	22.38	8.40	0.331	N
LCD080BF 04 M											15.10	0.594	24.50	0.965	2.67	15.25	11.60	0.457	N
LCD080BF 05 M											21.50	0.846	36.00	1.417	1.80	10.28	16.40	0.646	N
LCD100C 01 M	6.00	0.236	6.50	0.256	3.60	0.141	1.00	0.039	43.74	9.833	6.60	0.260	8.50	0.335	23.24	132.70	5.50	0.217	N
LCD100C 02 M											9.00	0.354	12.00	0.472	14.81	84.56	7.50	0.295	N
LCD100C 03 M											12.60	0.496	17.00	0.669	9.57	54.64	10.50	0.413	N
LCD100C 04 M											17.40	0.685	24.00	0.945	6.51	37.17	14.50	0.571	N
LCD100C 05 M											24.60	0.969	34.50	1.358	4.40	25.12	20.50	0.807	N
LCD050CE 01 M	6.80	0.268	7.50	0.296	5.30	0.208	0.50	0.020	6.57	1.477	4.30	0.169	13.50	0.531	0.73	4.17	2.75	0.108	L
LCD050CE 02 M											6.00	0.236	20.00	0.787	0.46	2.63	3.75	0.148	L
LCD050CE 03 M											8.70	0.343	30.00	1.181	0.30	1.71	5.25	0.207	L
LCD050CE 04 M											12.20	0.480	44.00	1.732	0.21	1.20	7.25	0.285	L
LCD050CE 05 M											17.40	0.685	65.00	2.559	0.14	0.80	10.25	0.404	L
LCD063CF 01 M	6.93	0.273	7.60	0.300	5.10	0.200	0.63	0.025	12.46	2.800	4.60	0.181	11.50	0.453	1.83	10.45	3.47	0.137	L
LCD063CF 02 M											6.20	0.244	17.00	0.669	1.17	6.68	4.73	0.186	L
LCD063CF 03 M											8.90	0.350	25.50	1.004	0.76	4.34	6.62	0.261	L
LCD063CF 04 M											12.30	0.484	36.50	1.437	0.51	2.91	9.14	0.360	L
LCD063CF 05 M											17.70	0.697	54.00	2.126	0.34	1.94	12.92	0.509	L

COMPRESSION SPRINGS: DIN-PLUS PART 1

● **End Coils Closed and Ground** ● **Stainless Steel EN 10270-1-SH (Plated)**

LEE STOCK NUMBER	OUTSIDE DIAMETER		TO WORK IN HOLE DIAMETER MIN		TO WORK OVER ROD DIA. MAX		NOMINAL WIRE DIAMETER		NOMINAL LOAD		WORKING HEIGHT		NOMINAL FREE LENGTH		SPRING RATE		APPROXIMATE SOLID HEIGHT		PRICE GROUP
	MM	IN	MM	IN	MM	IN	MM	IN	N	LB	MM	IN	MM	IN	N/MM	LB/IN	MM	IN	
LCD080CG 01 M	7.10	0.280	7.70	0.304	5.00	0.196	0.80	0.031	24.03	5.402	5.60	0.220	10.50	0.413	4.77	27.24	4.40	0.173	N
LCD080CG 02 M											7.70	0.303	15.50	0.610	3.03	17.30	6.00	0.236	N
LCD080CG 03 M											10.90	0.429	23.00	0.906	1.96	11.19	8.40	0.331	N
LCD080CG 04 M											15.10	0.594	33.00	1.299	1.33	7.59	11.60	0.457	N
LCD080CG 05 M											21.50	0.846	48.00	1.890	0.90	5.14	16.40	0.646	N
LCD100CH 01 M	7.30	0.287	7.80	0.308	4.90	0.192	1.00	0.039	34.13	7.672	7.30	0.287	10.00	0.394	11.57	66.06	5.50	0.217	N
LCD100CH 02 M											10.10	0.398	14.50	0.571	7.39	42.20	7.50	0.295	N
LCD100CH 03 M											14.30	0.563	21.50	0.846	4.79	27.35	10.50	0.413	N
LCD100CH 04 M											19.90	0.783	30.50	1.201	3.26	18.61	14.50	0.571	N
LCD100CH 05 M											28.30	1.114	43.50	1.713	2.20	12.56	20.50	0.807	N
LCD125DA 01 M	7.55	0.297	8.10	0.319	4.70	0.185	1.25	0.049	133.38	29.984	7.20	0.283	12.00	0.472	29.03	165.76	6.88	0.271	N
LCD125DA 02 M											9.80	0.386	17.00	0.669	18.04	103.01	9.38	0.369	N
LCD125DA 03 M											13.80	0.543	25.00	0.984	11.77	67.21	13.13	0.517	N
LCD125DA 04 M											19.20	0.756	35.50	1.398	8.09	46.19	18.13	0.714	N
LCD125DA 05 M											27.10	1.067	51.50	2.028	5.39	30.78	25.63	1.009	N
LCD063DF 01 M	8.63	0.340	9.40	0.371	6.80	0.267	0.63	0.025	10.00	2.249	5.10	0.201	16.00	0.630	0.89	5.08	3.47	0.137	L
LCD063DF 02 M											7.10	0.280	24.50	0.965	0.57	3.25	4.73	0.186	L
LCD063DF 03 M											10.20	0.402	37.00	1.457	0.37	2.11	6.62	0.261	L
LCD063DF 04 M											14.30	0.563	55.00	2.165	0.25	1.43	9.14	0.360	L
LCD063DF 05 M											20.60	0.811	80.50	3.169	0.17	0.97	12.92	0.509	L
LCD080DG 01 M	8.80	0.346	9.60	0.378	6.60	0.259	0.80	0.031	19.52	4.387	6.10	0.240	14.50	0.571	2.32	13.25	4.40	0.173	N
LCD080DG 02 M											8.40	0.331	21.50	0.846	1.48	8.45	6.00	0.236	N
LCD080DG 03 M											12.00	0.472	32.00	1.260	0.96	5.48	8.40	0.331	N
LCD080DG 04 M											16.70	0.657	47.00	1.850	0.65	3.71	11.60	0.457	N
LCD080DG 05 M											23.80	0.937	68.00	2.677	0.44	2.51	16.40	0.646	N
LCD100E 01 M	9.00	0.354	9.60	0.378	6.50	0.255	1.00	0.039	33.15	7.452	7.30	0.287	13.00	0.512	5.68	32.43	5.50	0.217	N
LCD100E 02 M											10.10	0.398	19.00	0.748	3.61	20.61	7.50	0.295	N
LCD100E 03 M											14.30	0.563	28.50	1.122	2.33	13.30	10.50	0.413	N
LCD100E 04 M											19.90	0.783	40.50	1.594	1.59	9.08	14.50	0.571	N
LCD100E 05 M											28.30	1.114	59.00	2.323	1.08	6.17	20.50	0.807	N
LCD125EB 01 M	9.25	0.364	9.90	0.390	6.10	0.240	1.25	0.049	104.94	23.590	7.40	0.291	15.00	0.591	14.32	81.77	6.88	0.271	N
LCD125EB 02 M											10.50	0.413	22.00	0.866	8.92	50.93	9.38	0.369	N
LCD125EB 03 M											14.90	0.587	33.00	1.299	5.83	33.29	13.13	0.517	N
LCD125EB 04 M											21.00	0.827	47.50	1.870	3.96	22.61	18.13	0.714	N
LCD125EB 05 M											30.00	1.181	69.00	2.717	2.69	15.36	25.63	1.009	N
LCD160EE 01 M	9.60	0.378	10.10	0.398	5.90	0.232	1.60	0.063	211.83	47.622	9.00	0.354	14.50	0.571	37.27	212.81	8.80	0.346	P
LCD160EE 02 M											12.60	0.496	21.50	0.846	23.73	135.50	12.00	0.472	P
LCD160EE 03 M											17.90	0.705	31.50	1.240	15.40	87.93	16.80	0.661	P
LCD160EE 04 M											24.80	0.976	45.00	1.772	10.40	59.38	23.20	0.913	P
LCD160EE 05 M											35.20	1.386	65.50	2.579	7.05	40.25	32.80	1.291	P
LCD080F 01 M	10.80	0.425	11.60	0.457	8.60	0.338	0.80	0.031	15.40	3.461	6.90	0.272	20.00	0.787	1.20	6.85	4.40	0.173	N
LCD080F 02 M											9.80	0.386	30.00	1.181	0.76	4.34	6.00	0.236	N
LCD080F 03 M											14.30	0.563	45.50	1.791	0.49	2.80	8.40	0.331	N
LCD080F 04 M											19.90	0.783	66.00	2.598	0.33	1.88	11.60	0.457	N
LCD080F 05 M											28.50	1.122	96.50	3.799	0.23	1.31	16.40	0.646	N
LCD100FC 01 M	11.00	0.433	11.80	0.465	8.40	0.330	1.00	0.039	27.36	6.151	8.00	0.315	17.50	0.689	2.90	16.56	5.50	0.217	N
LCD100FC 02 M											11.20	0.441	26.00	1.024	1.85	10.56	7.50	0.295	N
LCD100FC 03 M											16.00	0.630	39.00	1.535	1.20	6.85	10.50	0.413	N
LCD100FC 04 M											22.40	0.882	56.00	2.205	0.81	4.63	14.50	0.571	N
LCD100FC 05 M											32.00	1.260	81.50	3.209	0.55	3.14	20.50	0.807	N
LCD125FF 01 M	11.25	0.443	11.90	0.469	8.20	0.322	1.25	0.049	85.42	19.203	7.70	0.303	20.00	0.787	7.09	40.48	6.88	0.271	N
LCD125FF 02 M											10.80	0.425	29.50	1.161	4.51	25.75	9.38	0.369	N
LCD125FF 03 M											15.20	0.598	44.50	1.752	2.92	16.67	13.13	0.517	N
LCD125FF 04 M											21.10	0.831	64.00	2.520	1.99	11.36	18.13	0.714	N
LCD125FF 05 M											30.00	1.181	93.50	3.681	1.34	7.65	25.63	1.009	N
LCD160FG 01 M	11.60	0.457	12.10	0.477	7.90	0.311	1.60	0.063	169.66	38.141	9.40	0.370	18.50	0.728	19.12	109.17	8.80	0.346	N
LCD160FG 02 M											13.20	0.520	27.00	1.063	12.16	69.43	12.00	0.472	N
LCD160FG 03 M											18.90	0.744	40.50	1.594	7.87	44.94	16.80	0.661	N
LCD160FG 04 M											26.50	1.043	58.50	2.303	5.33	30.43	23.20	0.913	Q
LCD160FG 05 M											37.90	1.492	85.00	3.346	3.61	20.61	32.80	1.291	Q

COMPRESSION SPRINGS: DIN-PLUS PART 1

● **End Coils Closed and Ground** ● **Stainless Steel EN 10270-1-SH (Plated)**

LEE STOCK NUMBER	OUTSIDE DIAMETER		TO WORK IN HOLE DIAMETER MIN		TO WORK OVER ROD DIA. MAX		NOMINAL WIRE DIAMETER		NOMINAL LOAD		WORKING HEIGHT		NOMINAL FREE LENGTH		SPRING RATE		APPROXIMATE SOLID HEIGHT		PRICE GROUP
	MM	IN	MM	IN	MM	IN	MM	IN	N	LB	MM	IN	MM	IN	N/MM	LB/IN	MM	IN	
LCD200G 01 M	12.00	0.472	12.50	0.493	7.50	0.295	2.00	0.079	317.75	71.433	11.20	0.441	18.00	0.709	46.58	265.97	11.00	0.433	R
LCD200G 02 M											15.60	0.614	26.50	1.043	29.71	169.64	15.00	0.591	R
LCD200G 03 M											22.00	0.866	38.50	1.516	19.22	109.74	21.00	0.827	S
LCD200G 04 M											30.60	1.205	55.00	2.165	13.04	74.46	29.00	1.142	U
LCD200G 05 M											43.40	1.709	79.50	3.130	8.81	50.30	41.00	1.614	X
LCD100GH 01 M	13.50	0.531	14.40	0.567	10.80	0.425	1.00	0.039	21.97	4.939	9.40	0.370	24.00	0.945	1.49	8.51	5.50	0.217	N
LCD100GH 02 M											13.40	0.528	36.50	1.437	0.95	5.42	7.50	0.295	N
LCD100GH 03 M											19.40	0.764	55.50	2.185	0.61	3.48	10.50	0.413	N
LCD100GH 04 M											27.40	1.079	80.50	3.169	0.41	2.34	14.50	0.571	R
LCD100GH 05 M											39.40	1.551	115.00	4.528	0.28	1.60	20.50	0.807	T
LCD125GJ 01 M	13.75	0.541	14.60	0.575	10.60	0.417	1.25	0.049	69.04	15.521	8.20	0.323	27.00	1.063	3.63	20.73	6.88	0.271	N
LCD125GJ 02 M											11.60	0.457	41.50	1.634	2.31	13.19	9.38	0.369	N
LCD125GJ 03 M											16.50	0.650	62.50	2.461	1.49	8.51	13.13	0.517	P
LCD125GJ 04 M											23.10	0.909	90.50	3.563	1.02	5.82	18.13	0.714	S
LCD125GJ 05 M											32.90	1.295	130.00	5.118	0.69	3.94	25.63	1.009	W
LCD160GL 01 M	14.10	0.555	14.70	0.579	10.30	0.405	1.60	0.063	135.34	30.425	10.00	0.394	24.00	0.945	9.76	55.73	8.80	0.346	N
LCD160GL 02 M											14.10	0.555	36.00	1.417	6.23	35.57	12.00	0.472	N
LCD160GL 03 M											20.10	0.791	53.50	2.106	4.04	23.07	16.80	0.661	P
LCD160GL 04 M											28.00	1.102	78.00	3.071	2.73	15.59	23.20	0.913	Q
LCD160GL 05 M											39.90	1.571	115.00	4.528	1.84	10.51	32.80	1.291	V
LCD200GM 01 M	14.50	0.571	15.10	0.595	9.90	0.389	2.00	0.079	254.00	57.102	11.70	0.461	22.50	0.886	23.93	136.64	11.00	0.433	R
LCD200GM 02 M											16.40	0.646	33.00	1.299	15.20	86.79	15.00	0.591	S
LCD200GM 03 M											23.50	0.925	49.50	1.949	9.81	56.01	21.00	0.827	U
LCD200GM 04 M											33.00	1.299	71.00	2.795	6.69	38.20	29.00	1.142	W
LCD200GM 05 M											47.20	1.858	105.00	4.134	4.52	25.81	41.00	1.614	BB
LCD250H 01 M	15.00	0.591	15.60	0.615	9.40	0.370	2.50	0.098	467.79	105.165	14.00	0.551	22.00	0.866	58.35	333.17	13.75	0.541	S
LCD250H 02 M											19.50	0.768	32.00	1.260	37.17	212.24	18.75	0.738	T
LCD250H 03 M											27.80	1.094	47.50	1.870	24.03	137.21	26.25	1.033	U
LCD250H 04 M											38.70	1.524	67.50	2.657	16.28	92.96	36.25	1.427	X
LCD250H 05 M											55.10	2.169	98.00	3.858	10.98	62.69	51.25	2.018	BC
LCD125HK 01 M	17.25	0.679	18.20	0.717	14.10	0.555	1.25	0.049	54.23	12.192	9.10	0.358	40.50	1.594	1.73	9.88	6.88	0.271	N
LCD125HK 02 M											12.90	0.508	62.00	2.441	1.10	6.28	9.38	0.369	P
LCD125HK 03 M											18.50	0.728	94.00	3.701	0.72	4.11	13.13	0.517	S
LCD125HK 04 M											26.00	1.024	140.00	5.512	0.48	2.74	18.13	0.714	W
LCD125HK 05 M											37.30	1.469	205.00	8.071	0.32	1.83	25.63	1.009	BA
LCD160HM 01 M	17.60	0.693	18.50	0.729	13.70	0.539	1.60	0.063	105.92	23.811	11.00	0.433	34.00	1.339	4.65	26.55	8.80	0.346	R
LCD160HM 02 M											15.50	0.610	51.50	2.028	2.96	16.90	12.00	0.472	V
LCD160HM 03 M											22.20	0.874	77.50	3.051	1.92	10.96	16.80	0.661	Z
LCD160HM 04 M											31.20	1.228	110.00	4.331	1.30	7.42	23.20	0.913	BC
LCD160HM 05 M											44.60	1.756	165.00	6.496	0.88	5.02	32.80	1.291	BD
LCD200HN 01 M	18.00	0.709	18.60	0.733	13.40	0.527	2.00	0.079	198.10	44.535	12.50	0.492	30.00	1.181	11.38	64.98	11.00	0.433	S
LCD200HN 02 M											17.70	0.697	45.00	1.772	7.24	41.34	15.00	0.591	U
LCD200HN 03 M											25.50	1.004	68.00	2.677	4.69	26.78	21.00	0.827	Y
LCD200HN 04 M											35.90	1.413	98.00	3.858	3.19	18.21	29.00	1.142	BC
LCD200HN 05 M											51.40	2.024	145.00	5.709	2.16	12.33	41.00	1.614	BF
LCD250JK 01 M	18.50	0.728	19.10	0.752	12.90	0.507	2.50	0.098	364.82	82.015	14.60	0.575	27.50	1.083	27.75	158.45	13.75	0.541	V
LCD250JK 02 M											20.50	0.807	41.00	1.614	17.65	100.78	18.75	0.738	W
LCD250JK 03 M											29.30	1.154	61.00	2.402	11.47	65.49	26.25	1.033	Y
LCD250JK 04 M											41.10	1.618	88.00	3.465	7.78	44.42	36.25	1.427	BC
LCD250JK 05 M											58.90	2.319	130.00	5.118	5.25	29.98	51.25	2.018	BF
LCD320JL 01 M	19.20	0.756	19.80	0.780	12.20	0.480	3.20	0.126	720.82	162.046	17.80	0.701	27.50	1.083	74.33	424.42	17.60	0.693	Y
LCD320JL 02 M											24.90	0.980	40.00	1.575	47.37	270.48	24.00	0.945	Y
LCD320JL 03 M											35.40	1.394	59.00	2.323	30.69	175.24	33.60	1.323	Z
LCD320JL 04 M											49.00	1.929	83.50	3.287	20.79	118.71	46.40	1.827	BD
LCD320JL 05 M											69.40	2.732	120.00	4.724	14.12	80.62	65.60	2.583	BG
LCD160K 01 M	21.60	0.850	22.60	0.890	17.50	0.688	1.60	0.063	84.83	19.071	12.40	0.488	48.00	1.890	2.38	13.59	8.80	0.346	S
LCD160K 02 M											17.60	0.693	73.50	2.894	1.52	8.68	12.00	0.472	U
LCD160K 03 M											25.50	1.004	110.00	4.331	0.99	5.65	16.80	0.661	W
LCD160K 04 M											36.00	1.417	165.00	6.496	0.67	3.83	23.20	0.913	BB
LCD160K 05 M											51.80	2.039	240.00	9.449	0.45	2.57	32.80	1.291	BD

COMPRESSION SPRINGS: DIN-PLUS PART 1

● **End Coils Closed and Ground** ● **Stainless Steel EN 10270-1-SH (Plated)**

LEE STOCK NUMBER	OUTSIDE DIAMETER		TO WORK IN HOLE DIAMETER MIN		TO WORK OVER ROD DIA. MAX		NOMINAL WIRE DIAMETER		NOMINAL LOAD		WORKING HEIGHT		NOMINAL FREE LENGTH		SPRING RATE		APPROXIMATE SOLID HEIGHT		PRICE GROUP
	MM	IN	MM	IN	MM	IN	MM	IN	N	LB	MM	IN	MM	IN	N/MM	LB/IN	MM	IN	
LCD200KK 01 M	22.00	0.866	22.90	0.902	17.10	0.673	2.00	0.079	158.87	35.716	13.60	0.535	41.00	1.614	5.83	33.29	11.00	0.433	U
LCD200KK 02 M											19.20	0.756	62.00	2.441	3.71	21.18	15.00	0.591	W
LCD200KK 03 M											27.60	1.087	94.00	3.701	2.39	13.65	21.00	0.827	BA
LCD200KK 04 M											38.80	1.528	135.00	5.315	1.63	9.31	29.00	1.142	BC
LCD200KK 05 M											55.60	2.189	200.00	7.874	1.10	6.28	41.00	1.614	BE
LCD250KL 01 M	22.50	0.886	23.20	0.914	16.80	0.661	2.50	0.098	292.25	65.700	15.50	0.610	36.00	1.417	14.22	81.19	13.75	0.541	V
LCD250KL 02 M											21.90	0.862	54.00	2.126	9.05	51.67	18.75	0.738	X
LCD250KL 03 M											31.50	1.240	81.50	3.209	5.85	33.40	26.25	1.033	BB
LCD250KL 04 M											44.30	1.744	120.00	4.724	3.98	22.73	36.25	1.427	BD
LCD250KL 05 M											63.60	2.504	175.00	6.890	2.69	15.36	51.25	2.018	BF
LCD320KM 01 M	23.20	0.913	23.90	0.941	16.10	0.633	3.20	0.126	576.65	129.637	18.50	0.728	33.50	1.319	38.15	217.83	17.60	0.693	Y
LCD320KM 02 M											25.90	1.020	49.50	1.949	24.22	138.29	24.00	0.945	Z
LCD320KM 03 M											37.10	1.461	74.00	2.913	15.69	89.59	33.60	1.323	BC
LCD320KM 04 M											51.60	2.031	105.00	4.134	10.69	61.04	46.40	1.827	BE
LCD320KM 05 M											73.20	2.882	155.00	6.102	7.21	41.17	65.60	2.583	BG
LCD400KP 01 M	24.00	0.945	24.70	0.973	15.30	0.602	4.00	0.157	1068.96	240.314	22.20	0.874	33.50	1.319	93.07	531.42	22.00	0.866	Z
LCD400KP 02 M											31.00	1.220	49.00	1.929	59.23	338.20	30.00	1.181	BB
LCD400KP 03 M											44.20	1.740	72.00	2.835	38.34	218.92	42.00	1.654	BD
LCD400KP 04 M											61.70	2.429	105.00	4.134	26.09	148.97	58.00	2.283	BF
LCD400KP 05 M											87.70	3.453	150.00	5.906	17.55	100.21	82.00	3.228	BH
LCD200LM 01 M	27.00	1.063	28.00	1.103	22.00	0.866	2.00	0.079	127.49	28.661	15.00	0.591	58.00	2.283	2.98	17.02	11.00	0.433	Z
LCD200LM 02 M											21.40	0.843	88.50	3.484	1.90	10.85	15.00	0.591	BB
LCD200LM 03 M											31.00	1.220	135.00	5.315	1.23	7.02	21.00	0.827	BF
LCD200LM 04 M											43.80	1.724	195.00	7.677	0.83	4.74	29.00	1.142	BF
LCD200LM 05 M											63.00	2.480	290.00	11.417	0.57	3.25	41.00	1.614	BH
LCD250LP 01 M	27.50	1.083	28.40	1.119	21.60	0.850	2.50	0.098	233.41	52.472	16.80	0.661	49.00	1.929	7.29	41.63	13.75	0.541	Z
LCD250LP 02 M											24.00	0.945	74.50	2.933	4.64	26.49	18.75	0.738	BB
LCD250LP 03 M											34.80	1.370	115.00	4.528	3.00	17.13	26.25	1.033	BF
LCD250LP 04 M											49.20	1.937	165.00	6.496	2.04	11.65	36.25	1.427	BG
LCD250LP 05 M											70.80	2.787	240.00	9.449	1.38	7.88	51.25	2.018	BJ
LCD320LR 01 M	28.20	1.110	28.90	1.138	21.10	0.830	3.20	0.126	460.93	103.621	19.10	0.752	42.50	1.673	19.42	110.89	17.60	0.693	BA
LCD320LR 02 M											26.30	1.035	63.50	2.500	12.36	70.57	24.00	0.945	BC
LCD320LR 03 M											37.10	1.461	94.50	3.720	8.02	45.79	33.60	1.323	BG
LCD320LR 04 M											51.60	2.031	135.00	5.315	5.45	31.12	46.40	1.827	BG
LCD320LR 05 M											73.20	2.882	200.00	7.874	3.68	21.01	65.60	2.583	BJ
LCD400LS 01 M	29.00	1.142	29.70	1.170	20.30	0.799	4.00	0.157	852.23	191.589	22.90	0.902	41.00	1.614	47.66	272.13	22.00	0.866	BB
LCD400LS 02 M											32.20	1.268	60.50	2.382	30.30	173.01	30.00	1.181	BD
LCD400LS 03 M											46.00	1.811	89.50	3.524	19.61	111.97	42.00	1.654	BH
LCD400LS 04 M											64.50	2.539	130.00	5.118	13.34	76.17	58.00	2.283	BH
LCD400LS 05 M											92.10	3.626	185.00	7.283	9.02	51.50	82.00	3.228	BK
LCD500LX 01 M	30.00	1.181	30.70	1.209	19.30	0.759	5.00	0.197	1569.12	352.754	27.60	1.087	41.00	1.614	116.70	666.35	27.50	1.083	BD
LCD500LX 02 M											38.50	1.516	60.00	2.362	74.04	422.76	37.50	1.476	BE
LCD500LX 03 M											54.90	2.161	87.50	3.445	47.86	273.28	52.50	2.067	BJ
LCD500LX 04 M											76.70	3.020	125.00	4.921	32.56	185.91	72.50	2.854	BK
LCD500LX 05 M											109.00	4.291	180.00	7.087	21.97	125.45	102.50	4.035	BL
LCD250M 01 M	34.50	1.358	36.00	1.418	28.30	1.114	2.50	0.098	182.41	41.008	19.30	0.760	71.50	2.815	3.48	19.87	13.75	0.541	BA
LCD250M 02 M											27.90	1.098	110.00	4.331	2.22	12.68	18.75	0.738	BC
LCD250M 03 M											40.70	1.602	170.00	6.693	1.43	8.17	26.25	1.033	BH
LCD250M 04 M											58.10	2.287	245.00	9.646	0.97	5.54	36.25	1.427	BL
LCD250M 05 M											83.90	3.303	360.00	14.173	0.66	3.77	51.25	2.018	BP
LCD320MP 01 M	35.20	1.386	36.50	1.438	27.60	1.086	3.20	0.126	360.90	81.133	19.80	0.780	58.50	2.303	9.31	53.16	17.60	0.693	BB
LCD320MP 02 M											27.40	1.079	88.50	3.484	5.92	33.80	24.00	0.945	BD
LCD320MP 03 M											38.80	1.528	135.00	5.315	3.82	21.81	33.60	1.323	BH
LCD320MP 04 M											54.10	2.130	190.00	7.480	2.61	14.90	46.40	1.827	BL
LCD320MP 05 M											77.00	3.031	280.00	11.024	1.76	10.05	65.60	2.583	BP
LCD400MR 01 M	36.00	1.417	37.00	1.457	27.00	1.062	4.00	0.157	665.90	149.700	24.00	0.945	53.50	2.106	22.75	129.90	22.00	0.866	BC
LCD400MR 02 M											33.30	1.311	79.50	3.130	14.42	82.34	30.00	1.181	BE
LCD400MR 03 M											47.20	1.858	120.00	4.724	9.35	53.39	42.00	1.654	BJ
LCD400MR 04 M											65.80	2.591	170.00	6.693	6.35	36.26	58.00	2.283	BM
LCD400MR 05 M											93.60	3.685	250.00	9.843	4.30	24.55	82.00	3.228	BQ

COMPRESSION SPRINGS: DIN-PLUS PART 1

● **End Coils Closed and Ground** ● **Stainless Steel EN 10270-1-SH (Plated)**

LEE STOCK NUMBER	OUTSIDE DIAMETER		TO WORK IN HOLE DIAMETER MIN		TO WORK OVER ROD DIA. MAX		NOMINAL WIRE DIAMETER		NOMINAL LOAD		WORKING HEIGHT		NOMINAL FREE LENGTH		SPRING RATE		APPROXIMATE SOLID HEIGHT		PRICE GROUP
	MM	IN	MM	IN	MM	IN	MM	IN	N	LB	MM	IN	MM	IN	N/MM	LB/IN	MM	IN	
LCD500MT 01 M	37.00	1.457	38.00	1.497	26.00	1.023	5.00	0.197	1225.88	275.589	28.70	1.130	51.00	2.008	55.41	316.39	27.50	1.083	BD
LCD500MT 02 M											40.20	1.583	75.00	2.953	35.30	201.56	37.50	1.476	BF
LCD500MT 03 M											57.50	2.264	110.00	4.331	22.85	130.47	52.50	2.067	BK
LCD500MT 04 M											80.50	3.169	160.00	6.299	15.49	88.45	72.50	2.854	BN
LCD500MT 05 M											115.00	4.528	230.00	9.055	10.49	59.90	102.50	4.035	BR
LCD630MX 01 M	38.30	1.508	39.50	1.556	24.60	0.968	6.30	0.248	2314.45	520.312	35.00	1.378	50.00	1.969	140.24	800.76	34.65	1.364	BE
LCD630MX 02 M											49.00	1.929	75.00	2.953	89.14	508.98	47.25	1.860	BG
LCD630MX 03 M											69.00	2.717	110.00	4.331	57.66	329.23	66.15	2.604	BL
LCD630MX 04 M											97.00	3.819	155.00	6.102	39.23	224.00	91.35	3.596	BP
LCD630MX 05 M											137.00	5.394	225.00	8.858	26.48	151.20	129.15	5.085	BS
LCD320N 01 M	43.20	1.701	44.60	1.756	35.60	1.401	3.20	0.126	288.33	64.819	21.20	0.835	82.00	3.228	4.76	27.18	17.60	0.693	BD
LCD320N 02 M											29.70	1.169	125.00	4.921	3.03	17.30	24.00	0.945	BG
LCD320N 03 M											42.30	1.665	190.00	7.480	1.96	11.19	33.60	1.323	BQ
LCD320N 04 M											59.20	2.331	275.00	10.827	1.33	7.59	46.40	1.827	BW
LCD320N 05 M											84.50	3.327	405.00	15.945	0.90	5.14	65.60	2.583	BY
LCD400NP 01 M	44.00	1.732	45.20	1.780	34.80	1.370	4.00	0.157	532.52	119.716	25.20	0.992	71.00	2.795	11.67	66.63	22.00	0.866	BE
LCD400NP 02 M											35.10	1.382	105.00	4.134	7.40	42.25	30.00	1.181	BH
LCD400NP 03 M											50.00	1.969	160.00	6.299	4.79	27.35	42.00	1.654	BS
LCD400NP 04 M											69.80	2.748	235.00	9.252	3.26	18.61	58.00	2.283	BY
LCD400NP 05 M											99.60	3.921	340.00	13.386	2.20	12.56	82.00	3.228	CA
LCD500NR 01 M	45.00	1.772	46.00	1.812	34.00	1.338	5.00	0.197	980.70	220.471	29.60	1.165	64.00	2.520	28.34	161.82	27.50	1.083	BF
LCD500NR 02 M											41.10	1.618	95.50	3.760	18.04	103.01	37.50	1.476	BJ
LCD500NR 03 M											58.40	2.299	140.00	5.512	11.67	66.63	52.50	2.067	BX
LCD500NR 04 M											81.40	3.205	205.00	8.071	7.94	45.34	72.50	2.854	CB
LCD500NR 05 M											116.00	4.567	300.00	11.811	5.36	30.61	102.50	4.035	CD
LCD630NT 01 M	46.30	1.823	47.50	1.871	32.60	1.283	6.30	0.248	1853.52	416.691	36.00	1.417	60.00	2.362	71.69	409.34	34.65	1.364	BK
LCD630NT 02 M											50.30	1.980	90.00	3.543	45.60	260.37	47.25	1.860	BM
LCD630NT 03 M											71.80	2.827	135.00	5.315	29.52	168.56	66.15	2.604	BY
LCD630NT 04 M											100.00	3.937	195.00	7.677	20.10	114.77	91.35	3.596	CC
LCD630NT 05 M											143.00	5.630	280.00	11.024	13.53	77.25	129.15	5.085	CE
LCD800NX 01 M	48.00	1.890	49.00	1.930	31.20	1.228	8.00	0.315	3530.52	793.696	44.00	1.732	65.00	2.559	185.35	1058.33	44.00	1.732	BL
LCD800NX 02 M											61.20	2.409	90.00	3.543	118.66	677.54	60.00	2.362	BN
LCD800NX 03 M											87.00	3.425	135.00	5.315	76.69	437.89	84.00	3.307	BZ
LCD800NX 04 M											122.00	4.803	190.00	7.480	52.17	297.89	116.00	4.567	CD
LCD800NX 05 M											174.00	6.850	275.00	10.827	35.21	201.05	164.00	6.457	CF
LCD400P 01 M	54.00	2.126	56.00	2.205	44.00	1.732	4.00	0.157	426.61	95.905	27.40	1.079	99.00	3.898	5.95	33.97	22.00	0.866	BG
LCD400P 02 M											38.60	1.520	150.00	5.906	3.79	21.64	30.00	1.181	BK
LCD400P 03 M											55.40	2.181	230.00	9.055	2.45	13.99	42.00	1.654	BU
LCD400P 04 M											77.80	3.063	335.00	13.189	1.67	9.54	58.00	2.283	CA
LCD400P 05 M											111.00	4.370	490.00	19.291	1.13	6.45	82.00	3.228	CC
LCD500PQ 01 M	55.00	2.165	57.00	2.245	43.00	1.692	5.00	0.197	784.56	176.377	30.90	1.217	85.00	3.346	14.51	82.85	27.50	1.083	BH
LCD500PQ 02 M											43.20	1.701	130.00	5.118	9.25	52.82	37.50	1.476	BL
LCD500PQ 03 M											61.60	2.425	195.00	7.677	5.98	34.15	52.50	2.067	BV
LCD500PQ 04 M											86.10	3.390	280.00	11.024	4.07	23.24	72.50	2.854	CB
LCD500PQ 05 M											123.00	4.843	410.00	16.142	2.75	15.70	102.50	4.035	CD
LCD630PS 01 M	56.30	2.217	58.00	2.284	42.00	1.653	6.30	0.248	1480.86	332.911	38.00	1.496	80.00	3.150	36.68	209.44	34.65	1.364	BM
LCD630PS 02 M											53.00	2.087	115.00	4.528	23.34	133.27	47.25	1.860	BP
LCD630PS 03 M											75.00	2.953	175.00	6.890	15.10	86.22	66.15	2.604	CA
LCD630PS 04 M											105.00	4.134	250.00	9.843	10.30	58.81	91.35	3.596	CE
LCD630PS 05 M											150.00	5.906	365.00	14.370	6.94	39.63	129.15	5.085	CG
LCD800PT 01 M	58.00	2.283	60.00	2.363	40.50	1.594	8.00	0.315	2824.42	634.957	45.00	1.772	75.00	2.953	95.32	544.27	44.00	1.732	BN
LCD800PT 02 M											63.20	2.488	110.00	4.331	60.80	347.16	60.00	2.362	BQ
LCD800PT 03 M											90.00	3.543	160.00	6.299	39.23	224.00	84.00	3.307	CB
LCD800PT 04 M											127.00	5.000	230.00	9.055	26.67	152.28	116.00	4.567	CF
LCD800PT 05 M											181.00	7.126	335.00	13.189	18.04	103.01	164.00	6.457	CH
LCD1000PX 01M	60.00	2.362	62.00	2.441	38.00	1.496	10.00	0.394	5197.71	1168.497	55.00	2.165	75.00	2.953	232.42	1327.09	55.00	2.165	BQ
LCD1000PX 02M											76.00	2.992	110.00	4.331	148.08	845.52	75.00	2.953	BS
LCD1000PX 03M											109.00	4.291	165.00	6.496	95.71	546.49	105.00	4.134	CD
LCD1000PX 04M											152.00	5.984	230.00	9.055	65.12	371.83	145.00	5.709	CH
LCD1000PX 05M											217.00	8.543	335.00	13.189	43.93	250.84	205.00	8.071	CK

COMPRESSION SPRINGS: DIN-PLUS PART 1

● **End Coils Closed and Ground** ● **Stainless Steel EN 10270-1-SH (Plated)**

LEE STOCK NUMBER	OUTSIDE DIAMETER		TO WORK IN HOLE DIAMETER MIN		TO WORK OVER ROD DIA. MAX		NOMINAL WIRE DIAMETER		NOMINAL LOAD		WORKING HEIGHT		NOMINAL FREE LENGTH		SPRING RATE		APPROXIMATE SOLID HEIGHT		PRICE GROUP
	MM	IN	MM	IN	MM	IN	MM	IN	N	LB	MM	IN	MM	IN	N/MM	LB/IN	MM	IN	
LCD500Q 01 M	68.00	2.677	70.00	2.756	56.00	2.204	5.00	0.197	622.75	139.999	32.30	1.272	120.00	4.724	7.27	41.51	27.50	1.083	BP
LCD500Q 02 M											45.30	1.783	180.00	7.087	4.63	26.44	37.50	1.476	BX
LCD500Q 03 M											64.80	2.551	275.00	10.827	2.99	17.07	52.50	2.067	CD
LCD500Q 04 M											90.80	3.575	395.00	15.551	2.03	11.59	72.50	2.854	CH
LCD500Q 05 M											130.00	5.118	585.00	23.031	1.37	7.82	102.50	4.035	CK
LCD630QR 01 M	69.30	2.728	71.50	2.815	55.00	2.165	6.30	0.248	1176.84	264.565	40.00	1.575	105.00	4.134	18.34	104.72	34.65	1.364	BQ
LCD630QR 02 M											56.00	2.205	155.00	6.102	11.67	66.63	47.25	1.860	BY
LCD630QR 03 M											80.50	3.169	235.00	9.252	7.55	43.11	66.15	2.604	CE
LCD630QR 04 M											113.00	4.449	340.00	13.386	5.13	29.29	91.35	3.596	CJ
LCD630QR 05 M											161.00	6.339	500.00	19.685	3.47	19.81	129.15	5.085	CL
LCD800QT 01 M	71.00	2.795	73.00	2.875	53.00	2.086	8.00	0.315	2236.00	502.674	47.00	1.850	95.00	3.740	47.66	272.13	44.00	1.732	BR
LCD800QT 02 M											66.00	2.598	140.00	5.512	30.30	173.01	60.00	2.362	BZ
LCD800QT 03 M											93.50	3.681	205.00	8.071	19.61	111.97	84.00	3.307	CE
LCD800QT 04 M											131.00	5.157	300.00	11.811	13.34	76.17	116.00	4.567	CJ
LCD800QT 05 M											187.00	7.362	435.00	17.126	9.02	51.50	164.00	6.457	CL
LCD1000QX 01M	73.00	2.874	75.00	2.953	51.00	2.007	10.00	0.394	4118.94	925.979	56.30	2.217	96.00	3.780	115.72	660.75	55.00	2.165	BS
LCD1000QX 02M											79.00	3.110	135.00	5.315	73.94	422.19	75.00	2.953	CA
LCD1000QX 03M											112.00	4.409	200.00	7.874	47.86	273.28	105.00	4.134	CF
LCD1000QX 04M											157.00	6.181	285.00	11.220	32.56	185.91	145.00	5.709	CK
LCD1000QX 05M											225.00	8.858	410.00	16.142	21.97	125.45	205.00	8.071	CM
LCD630R 01 M	86.30	3.398	89.00	3.504	71.00	2.795	6.30	0.248	931.67	209.448	42.00	1.654	145.00	5.709	8.95	51.10	34.65	1.364	BV
LCD630R 02 M											59.50	2.343	220.00	8.661	5.70	32.55	47.25	1.860	CA
LCD630R 03 M											85.50	3.366	335.00	13.189	3.69	21.07	66.15	2.604	CH
LCD630R 04 M											120.00	4.724	490.00	19.291	2.51	14.33	91.35	3.596	CL
LCD630R 05 M											172.00	6.772	720.00	28.346	1.70	9.71	129.15	5.085	CN
LCD800RT 01 M	88.00	3.465	91.00	3.583	69.00	2.716	8.00	0.315	1765.26	396.848	49.00	1.929	125.00	4.921	23.24	132.70	44.00	1.732	CB
LCD800RT 02 M											69.00	2.717	180.00	7.087	14.81	84.56	60.00	2.362	CJ
LCD800RT 03 M											99.00	3.898	285.00	11.220	9.58	54.70	84.00	3.307	CM
LCD800RT 04 M											139.00	5.472	410.00	16.142	6.51	37.17	116.00	4.567	CN
LCD800RT 05 M											199.00	7.835	600.00	23.622	4.40	25.12	164.00	6.457	SPECIAL
LCD1000RX 01M	90.00	3.543	93.00	3.662	67.50	2.657	10.00	0.394	3246.12	729.760	59.00	2.323	115.00	4.528	56.78	324.21	55.00	2.165	CB
LCD1000RX 02M											83.00	3.268	175.00	6.890	36.19	206.64	75.00	2.953	CJ
LCD1000RX 03M											119.00	4.685	255.00	10.039	23.44	133.84	105.00	4.134	CM
LCD1000RX 04M											167.00	6.575	370.00	14.567	15.89	90.73	145.00	5.709	SPECIAL
LCD1000RX 05M											238.00	9.370	540.00	21.260	10.79	61.61	205.00	8.071	SPECIAL
LCD800S 01 M	108.00	4.252	111.00	4.371	89.00	3.503	8.00	0.315	1412.21	317.478	52.00	2.047	170.00	6.693	11.87	67.78	44.00	1.732	CB
LCD800S 02 M											73.00	2.874	260.00	10.236	7.58	43.28	60.00	2.362	CJ
LCD800S 03 M											104.00	4.094	390.00	15.354	4.90	27.98	84.00	3.307	CM
LCD800S 04 M											147.00	5.787	570.00	22.441	3.33	19.01	116.00	4.567	SPECIAL
LCD800S 05 M											210.00	8.268	835.00	32.874	2.26	12.90	164.00	6.457	SPECIAL
LCD1000ST 01M	110.00	4.331	114.00	4.489	87.00	3.425	10.00	0.394	2598.86	584.249	63.00	2.480	150.00	5.906	29.03	165.76	55.00	2.165	CJ
LCD1000ST 02M											89.00	3.504	230.00	9.055	18.53	105.80	75.00	2.953	CN
LCD1000ST 03M											128.00	5.039	345.00	13.583	11.96	68.29	105.00	4.134	SPECIAL
LCD1000ST 04M											180.00	7.087	500.00	19.685	8.14	46.48	145.00	5.709	SPECIAL
LCD1000ST 05M											258.00	10.157	730.00	28.740	5.50	31.40	205.00	8.071	SPECIAL
LCD1000TX 01M	135.00	5.315	140.00	5.512	111.00	4.370	10.00	0.394	2079.08	467.399	67.00	2.638	205.00	8.071	14.91	85.13	55.00	2.165	CN
LCD1000TX 02M											95.00	3.740	315.00	12.402	9.48	54.13	75.00	2.953	SPECIAL
LCD1000TX 03M											137.00	5.394	475.00	18.701	6.13	35.00	105.00	4.134	SPECIAL
LCD1000TX 04M											193.00	7.598	690.00	27.165	4.17	23.81	145.00	5.709	SPECIAL
LCD1000TX 05M											277.00	10.905	1015.00	39.961	2.82	16.10	205.00	8.071	SPECIAL

Guide to using tables

Wire Diameter
in ascending order of size, within each group of outside diameters.

Pressure
the maximum pressure occurring at 80% of maximum available deflection.

Load at Solid Height
the load or force required to bring all coils into contact

To Work Over Rod Diameter
Maximum Rod Diameter over which the spring will effectively operate, allowing for working conditions and manufacturing tolerances.

Lee Stock Number
ordering reference

Outside Diameter
arranged through the pages in ascending order of size.

Minimum Hole Diameter
required for the effective operation of the spring, allowing for manufacturing tolerances and normal working conditions.

Free Length
the overall length of the spring in the unloaded position.

Price Group
reference to the price list

Solid Height
Length when fully compressed.

Spring Rate
change in load or force per unit of deflection

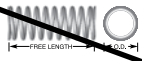

COMPRESSION SPRINGS: HIGH PRESSURE SERIES

● Ends are ground. ● Type 17-7 PH Stainless Steel (Shotpeened, Passivated)

LEE STOCK NUMBER	OUTSIDE DIAMETER		TO WORK IN HOLE DIAMETER MIN.		TO WORK OVER ROD DIAMETER		NOMINAL WIRE DIAMETER		PRESSURE @ 80% DEFLECTION		APPROXIMATE LOAD AT SOLID HEIGHT		NOMINAL FREE LENGTH		SPRING RATE		APPROXIMATE SOLID HEIGHT		PRICE GROUP
	MM	IN	MM	IN	MM	IN	MM	IN	kPa	PSI	N	LB	MM	IN	N/MM	LB/IN	MM	IN	
LHP 020A 01S	5.05	0.120	7.16	0.125	1.59	0.063	0.51	0.020	2068	300	20.42	4.59	6.35	0.250	7.51	42.87	3.63	0.143	U
LHP 020A 02S													9.53	0.375	4.71	26.87	5.18	0.204	U
LHP 020A 03S													12.70	0.500	3.43	19.57	6.73	0.265	U
LHP 020A 04S													19.05	0.750	2.22	12.68	9.86	0.388	U
LHP 020A 05S													25.40	1.000	1.64	9.38	12.95	0.510	U
LHP 020A 06S													31.75	1.250	1.30	7.42	16.05	0.632	V
LHP 022A 01S							0.56	0.022	2758	400	27.22	6.12	6.35	0.250	11.62	66.33	4.01	0.158	U
LHP 022A 02S													9.53	0.375	7.23	41.28	5.77	0.227	U
LHP 022A 03S													12.70	0.500	5.25	29.97	7.52	0.296	U
LHP 022A 04S													19.05	0.750	3.39	19.36	11.00	0.433	V
LHP 022A 05S													25.40	1.000	2.50	14.29	14.50	0.571	V
LHP 022A 06S													31.75	1.250	1.98	11.33	18.01	0.709	X
LHP 023A 01S							0.58	0.023	3447	500	34.07	7.66	6.35	0.250	14.91	85.13	4.06	0.160	U
LHP 023A 02S													9.53	0.375	9.25	52.79	5.84	0.230	U
LHP 023A 03S													12.70	0.500	6.70	38.25	7.62	0.300	U
LHP 023A 04S													19.05	0.750	4.32	24.67	11.18	0.440	V
LHP 023A 05S													25.40	1.000	3.19	18.20	14.70	0.579	V
LHP 023A 06S													31.75	1.250	2.53	14.42	18.26	0.719	X
LHP 024A 01S							0.61	0.024	4136	600	40.92	9.20	12.70	0.500	8.36	47.74	7.80	0.307	W
LHP 024A 02S													15.88	0.625	6.55	37.40	9.63	0.379	W
LHP 024A 03S													19.05	0.750	5.38	30.74	11.46	0.451	
LHP 024A 04S													25.40	1.000	3.97	22.67	15.09	0.594	X
LHP 024A 05S													31.75	1.250	3.14	17.95	18.72	0.737	Y
LHP 024A 06S													38.10	1.500	2.60	14.86	22.38	0.881	Y
LHP 030B 01S	4.57	0.180	4.76	0.188	2.38	0.094	0.76	0.030	2068	300	45.77	10.29	7.95	0.313	13.98	79.84	4.67	0.184	V
LHP 030B 02S													9.53	0.375	11.23	64.12	5.44	0.214	V
LHP 030B 03S													12.70	0.500	8.04	45.91	7.01	0.276	V
LHP 030B 04S													19.05	0.750	5.13	29.27	10.11	0.398	V
LHP 030B 05S													22.23	0.875	4.34	24.78	11.66	0.459	V
LHP 030B 06S													25.40	1.000	3.76	21.49	13.23	0.521	W
LHP 033B 01S							0.84	0.033	2758	400	61.07	13.73	7.95	0.313	21.75	124.18	5.13	0.202	V
LHP 033B 02S													9.53	0.375	17.38	99.26	6.02	0.237	V
LHP 033B 03S													12.70	0.500	12.38	70.67	7.77	0.306	V
LHP 033B 04S													19.05	0.750	7.85	44.84	11.28	0.444	W
LHP 033B 05S													22.23	0.875	6.64	37.91	13.03	0.513	W
LHP 033B 06S													25.40	1.000	5.75	32.84	14.78	0.582	X
LHP 036B 01S							0.91	0.036	3447	500	76.33	17.16	7.95	0.313	32.71	186.76	5.61	0.221	V
LHP 036B 02S													9.53	0.375	26.01	148.54	6.58	0.259	V
LHP 036B 03S													12.70	0.500	18.42	105.16	8.56	0.337	V
LHP 036B 04S													19.05	0.750	11.63	66.39	12.47	0.491	W
LHP 036B 05S													22.23	0.875	9.82	56.05	14.45	0.569	W
LHP 036B 06S													25.40	1.000	8.49	48.50	16.41	0.646	X
LHP 038B 01S							0.97	0.038	4136	600	91.59	20.59	7.95	0.313	43.34	247.46	5.84	0.230	W
LHP 038B 02S													9.53	0.375	34.35	196.15	6.86	0.270	W
LHP 038B 03S													12.70	0.500	24.22	138.32	8.92	0.351	W
LHP 038B 04S													19.05	0.750	15.24	87.02	13.03	0.513	X
LHP 038B 05S													22.23	0.875	12.85	73.40	15.09	0.594	X
LHP 038B 06S													25.40	1.000	11.12	63.47	17.15	0.675	Y
LHP 041C 01S	6.10	0.240	6.35	0.250	3.18	0.125	1.04	0.041	2068	300	81.76	18.38	7.95	0.313	29.28	167.20	5.16	0.203	V
LHP 041C 02S													9.53	0.375	23.09	131.82	5.99	0.236	V
LHP 041C 03S													12.70	0.500	16.18	92.40	7.65	0.301	X
LHP 041C 04S													19.05	0.750	10.13	57.82	10.97	0.432	X
LHP 041C 05S													25.40	1.000	7.37	42.07	14.30	0.563	X
LHP 041C 06S													31.75	1.250	5.79	33.07	17.63	0.694	X
LHP 045C 01S							1.14	0.045	2758	400	109.03	24.51	7.95	0.313	46.15	263.51	5.59	0.220	V
LHP 045C 02S													9.53	0.375	36.11	206.18	6.50	0.256	V
LHP 045C 03S													12.70	0.500	25.10	143.32	8.36	0.329	X
LHP 045C 04S													19.05	0.750	15.59	89.03	12.07	0.475	X
LHP 045C 05S													25.40	1.000	11.31	64.57	15.75	0.620	X
LHP 045C 06S													31.75	1.250	8.87	50.66	19.46	0.766	Y
LHP 049C 01S							1.24	0.049	3447	500	136.07	30.59	7.95	0.313	70.40	401.96	6.02	0.237	Y
LHP 049C 02S													9.53	0.375	54.64	311.99	7.04	0.277	Y
LHP 049C 03S													12.70	0.500	37.65	214.98	9.09	0.358	Y
LHP 049C 04S													19.05	0.750	23.21	132.55	13.18	0.519	Z
LHP 049C 05S													25.40	1.000	16.78	95.81	17.27	0.680	Z
LHP 049C 06S													31.75	1.250	13.14	75.02	21.39	0.842	BA

Spring Rate and Approx. load at Solid Height are pre-calculated for Type 17-7 PH Stainless Steel.

ADDITIONAL INFORMATION

1. The new Lee Spring High Pressure series is offered so that, for a given length and outside diameter, there is a series of springs that has higher spring rates or workable load ratings than in the standard series.
2. Each series of Outside Diameter is offered in a range of free lengths with options to 300, 400, 500 and 600 psi
3. Load at Solid Height, Solid Height and Number of Coils are all given as approximate figures because during the manufacturing process all material and engineering tolerances may result in the number of coils being adjusted, to maintain the correct spring rate.
4. To find the load at any working length, when free length and spring rate are given, use the formula $F = S \times \Delta L$ (where F is the load; S is the spring rate; ΔL is the deflection from free length). The surface area over the nominal hole diameter would be x times the diameter squared divided by 4.
5. The resultant pressure would then be determined by dividing the calculated load by the surface area.
6. It is general practice to avoid compressing springs to their solid height in order to achieve longer life. **Therefore we recommend that compression springs should not be compressed greater than 80% of their deflective capability – except on an occasional basis.**

Material specifications, finishes and tolerances are detailed on page 251.

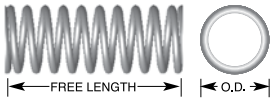

COMPRESSION SPRINGS: HIGH PRESSURE SERIES

- **Ends are ground.**
- **Type 17-7 PH Stainless Steel (Shotpeened, Passivated)**

LEE STOCK NUMBER	OUTSIDE DIAMETER		TO WORK IN HOLE DIAMETER MIN.		TO WORK OVER ROD DIAMETER		NOMINAL WIRE DIAMETER		PRESSURE @ 80% DEFLECTION		APPROXIMATE LOAD AT SOLID HEIGHT		NOMINAL FREE LENGTH		SPRING RATE		APPROXIMATE SOLID HEIGHT		PRICE GROUP
	MM	IN	MM	IN	MM	IN	MM	IN	kPa	PSI	N	LB	MM	IN	N/MM	LB/IN	MM	IN	
LHP 020A 01S	3.05	0.120	3.18	0.125	1.59	0.063	0.51	0.020	2068	300	20.42	4.59	6.35	0.250	7.51	42.87	3.63	0.143	U
LHP 020A 02S													9.53	0.375	4.71	26.87	5.18	0.204	U
LHP 020A 03S													12.70	0.500	3.43	19.57	6.73	0.265	U
LHP 020A 04S													19.05	0.750	2.22	12.68	9.86	0.388	U
LHP 020A 05S													25.40	1.000	1.64	9.38	12.95	0.510	U
LHP 020A 06S													31.75	1.250	1.30	7.44	16.05	0.632	V
LHP 022A 01S							0.56	0.022	2758	400	27.22	6.12	6.35	0.250	11.62	66.33	4.01	0.158	U
LHP 022A 02S													9.53	0.375	7.23	41.28	5.77	0.227	U
LHP 022A 03S													12.70	0.500	5.25	29.97	7.52	0.296	U
LHP 022A 04S													19.05	0.750	3.39	19.36	11.00	0.433	V
LHP 022A 05S													25.40	1.000	2.50	14.29	14.50	0.571	V
LHP 022A 06S													31.75	1.250	1.98	11.33	18.01	0.709	X
LHP 023A 01S							0.58	0.023	3447	500	34.07	7.66	6.35	0.250	14.91	85.13	4.06	0.160	U
LHP 023A 02S													9.53	0.375	9.25	52.79	5.84	0.230	U
LHP 023A 03S													12.70	0.500	6.70	38.25	7.62	0.300	U
LHP 023A 04S													19.05	0.750	4.32	24.67	11.18	0.440	V
LHP 023A 05S													25.40	1.000	3.19	18.20	14.71	0.579	V
LHP 023A 06S													31.75	1.250	2.53	14.42	18.26	0.719	X
LHP 024A 01S							0.61	0.024	4136	600	40.92	9.20	12.70	0.500	8.36	47.74	7.80	0.307	W
LHP 024A 02S													15.88	0.625	6.55	37.40	9.63	0.379	W
LHP 024A 03S													19.05	0.750	5.38	30.74	11.46	0.451	X
LHP 024A 04S													25.40	1.000	3.97	22.67	15.09	0.594	X
LHP 024A 05S													31.75	1.250	3.14	17.95	18.72	0.737	Y
LHP 024A 06S													38.10	1.500	2.60	14.86	22.38	0.881	Y
LHP 030B 01S	4.57	0.180	4.76	0.188	2.38	0.094	0.76	0.030	2068	300	45.77	10.29	7.95	0.313	13.98	79.84	4.67	0.184	V
LHP 030B 02S													9.53	0.375	11.23	64.12	5.44	0.214	V
LHP 030B 03S													12.70	0.500	8.04	45.91	7.01	0.276	V
LHP 030B 04S													19.05	0.750	5.13	29.27	10.11	0.398	V
LHP 030B 05S													22.23	0.875	4.34	24.78	11.66	0.459	V
LHP 030B 06S													25.40	1.000	3.76	21.49	13.23	0.521	W
LHP 033B 01S							0.84	0.033	2758	400	61.07	13.73	7.95	0.313	21.75	124.18	5.13	0.202	V
LHP 033B 02S													9.53	0.375	17.38	99.26	6.02	0.237	V
LHP 033B 03S													12.70	0.500	12.38	70.67	7.77	0.306	V
LHP 033B 04S													19.05	0.750	7.85	44.84	11.28	0.444	W
LHP 033B 05S													22.23	0.875	6.64	37.91	13.03	0.513	W
LHP 033B 06S													25.40	1.000	5.75	32.84	14.78	0.582	X
LHP 036B 01S							0.91	0.036	3447	500	76.33	17.16	7.95	0.313	32.71	186.76	5.61	0.221	V
LHP 036B 02S													9.53	0.375	26.01	148.54	6.58	0.259	V
LHP 036B 03S													12.70	0.500	18.42	105.16	8.56	0.337	V
LHP 036B 04S													19.05	0.750	11.63	66.39	12.47	0.491	W
LHP 036B 05S													22.23	0.875	9.82	56.05	14.45	0.569	W
LHP 036B 06S													25.40	1.000	8.49	48.50	16.41	0.646	X
LHP 038B 01S							0.97	0.038	4136	600	91.59	20.59	7.95	0.313	43.34	247.46	5.84	0.230	W
LHP 038B 02S													9.53	0.375	34.35	196.15	6.86	0.270	W
LHP 038B 03S													12.70	0.500	24.22	138.32	8.92	0.351	W
LHP 038B 04S													19.05	0.750	15.24	87.02	13.03	0.513	X
LHP 038B 05S													22.23	0.875	12.85	73.40	15.09	0.594	X
LHP 038B 06S													25.40	1.000	11.12	63.47	17.15	0.675	Y
LHP 041C 01S	6.10	0.240	6.35	0.250	3.18	0.125	1.04	0.041	2068	300	81.76	18.38	7.95	0.313	29.28	167.20	5.16	0.203	V
LHP 041C 02S													9.53	0.375	23.09	131.82	5.99	0.236	V
LHP 041C 03S													12.70	0.500	16.18	92.40	7.65	0.301	X
LHP 041C 04S													19.05	0.750	10.13	57.82	10.97	0.432	X
LHP 041C 05S													25.40	1.000	7.37	42.07	14.30	0.563	X
LHP 041C 06S													31.75	1.250	5.79	33.07	17.63	0.694	X
LHP 045C 01S							1.14	0.045	2758	400	109.03	24.51	7.95	0.313	46.15	263.51	5.59	0.220	V
LHP 045C 02S													9.53	0.375	36.11	206.18	6.50	0.256	V
LHP 045C 03S													12.70	0.500	25.10	143.32	8.36	0.329	X
LHP 045C 04S													19.05	0.750	15.59	89.03	12.07	0.475	X
LHP 045C 05S													25.40	1.000	11.31	64.57	15.75	0.620	X
LHP 045C 06S													31.75	1.250	8.87	50.66	19.46	0.766	Y
LHP 049C 01S							1.24	0.049	3447	500	136.07	30.59	7.95	0.313	70.40	401.96	6.02	0.237	Y
LHP 049C 02S													9.53	0.375	54.64	311.99	7.04	0.277	Y
LHP 049C 03S													12.70	0.500	37.65	214.98	9.09	0.358	Y
LHP 049C 04S													19.05	0.750	23.21	132.55	13.18	0.519	Z
LHP 049C 05S													25.40	1.000	16.78	95.81	17.27	0.680	Z
LHP 049C 06S													31.75	1.250	13.14	75.02	21.39	0.842	BA

Spring Rate and Approx. load at Solid Height are pre-calculated for Type 17-7 PH Stainless Steel.

COMPRESSION SPRINGS: HIGH PRESSURE SERIES

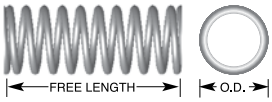

- **Ends are ground.**
- **Type 17-7 PH Stainless Steel (Shotpeened, Passivated)**

LEE STOCK NUMBER	OUTSIDE DIAMETER		TO WORK IN HOLE DIAMETER MIN.		TO WORK OVER ROD DIAMETER		NOMINAL WIRE DIAMETER		PRESSURE @ 80% DEFLECTION		APPROXIMATE LOAD AT SOLID HEIGHT		NOMINAL FREE LENGTH		SPRING RATE		APPROXIMATE SOLID HEIGHT		PRICE GROUP
	MM	IN	MM	IN	MM	IN	MM	IN	kPa	PSI	N	LB	MM	IN	N/MM	LB/IN	MM	IN	
LHP 051C 01S	6.10	0.240	6.35	0.250	3.18	0.125	1.30	0.051	4136	600	163.74	36.81	12.70	0.500	47.12	269.06	9.22	0.363	Y
LHP 051C 02S													15.88	0.625	35.86	204.75	11.30	0.445	Y
LHP 051C 03S													19.05	0.750	28.94	165.26	13.39	0.527	Z
LHP 051C 04S													25.40	1.000	20.88	119.25	17.55	0.691	Z
LHP 051C 05S													31.75	1.250	16.34	93.28	21.72	0.855	BA
LHP 051C 06S													38.10	1.500	13.42	76.60	25.88	1.019	BA
LHP 051D 01S	7.62	0.300	7.94	0.313	3.97	0.156	1.30	0.051	2068	300	128.33	28.85	9.53	0.375	38.22	218.26	6.17	0.243	X
LHP 051D 02S													12.70	0.500	26.22	149.71	7.80	0.307	Y
LHP 051D 03S													19.05	0.750	16.10	91.95	11.07	0.436	Y
LHP 051D 04S													25.40	1.000	11.62	66.35	14.35	0.565	Y
LHP 051D 05S													31.75	1.250	9.09	51.90	17.63	0.694	Y
LHP 051D 06S													38.10	1.500	7.46	42.62	20.90	0.823	Y
LHP 056D 01S							1.42	0.056	2758	400	171.12	38.47	9.53	0.375	60.33	344.49	6.68	0.263	Y
LHP 056D 02S													12.70	0.500	40.90	233.51	8.51	0.335	Y
LHP 056D 03S													19.05	0.750	24.87	142.01	12.17	0.479	Y
LHP 056D 04S													25.40	1.000	17.87	102.03	15.82	0.623	Y
LHP 056D 05S													31.75	1.250	13.94	79.61	19.48	0.767	Y
LHP 056D 06S													38.10	1.500	11.43	65.27	23.14	0.911	Z
LHP 060D 01S							1.52	0.060	3447	500	213.91	48.09	9.53	0.375	86.15	491.90	7.04	0.277	Y
LHP 060D 02S													12.70	0.500	57.81	330.09	8.99	0.354	Y
LHP 060D 03S													19.05	0.750	34.87	199.10	12.90	0.508	Z
LHP 060D 04S													25.40	1.000	24.96	142.54	16.84	0.663	BA
LHP 060D 05S													31.75	1.250	19.44	111.00	20.75	0.817	BA
LHP 060D 06S													38.10	1.500	15.92	90.89	24.66	0.971	BA
LHP 063D 01S							1.59	0.063	4136	600	256.66	57.70	9.53	0.375	109.00	622.37	7.16	0.282	Z
LHP 063D 02S													12.70	0.500	72.66	414.91	9.17	0.361	Z
LHP 063D 03S													19.05	0.750	43.60	248.95	13.16	0.518	BA
LHP 063D 04S													25.40	1.000	31.14	177.82	17.15	0.675	BA
LHP 063D 05S													31.75	1.250	24.22	138.30	21.16	0.833	BA
LHP 063D 06S													38.10	1.500	19.82	113.16	25.15	0.990	BA
LHP 063E 01S	9.14	0.360	9.53	0.375	4.76	0.188	1.59	0.063	2068	300	183.89	41.34	9.53	0.375	63.90	364.88	6.65	0.262	X
LHP 063E 02S													12.70	0.500	42.60	243.25	8.38	0.330	Y
LHP 063E 03S													19.05	0.750	25.56	145.95	11.86	0.467	Y
LHP 063E 04S													25.40	1.000	18.26	104.25	15.32	0.603	Y
LHP 063E 05S													31.75	1.250	14.20	81.08	18.80	0.740	Z
LHP 063E 06S													38.10	1.500	11.62	66.34	22.25	0.876	Z
LHP 068E 01S							1.73	0.068	2758	400	245.19	55.12	9.53	0.375	99.31	567.03	7.06	0.278	Y
LHP 068E 02S													12.70	0.500	65.20	372.31	8.94	0.352	Y
LHP 068E 03S													19.05	0.750	38.66	220.72	12.70	0.500	Y
LHP 068E 04S													25.40	1.000	27.47	156.85	16.46	0.648	Z
LHP 068E 05S													31.75	1.250	21.30	121.65	20.24	0.797	Z
LHP 068E 06S													38.10	1.500	17.40	99.35	24.00	0.945	BA
LHP 072E 01S							1.83	0.072	3447	500	306.35	68.87	9.53	0.375	136.77	780.97	7.29	0.287	Z
LHP 072E 02S													12.70	0.500	88.75	506.75	9.25	0.364	Z
LHP 072E 03S													19.05	0.750	52.14	297.70	13.18	0.519	BA
LHP 072E 04S													25.40	1.000	36.91	210.75	17.09	0.673	BA
LHP 072E 05S													31.75	1.250	28.57	163.11	21.01	0.827	BA
LHP 072E 06S													38.10	1.500	23.30	133.04	24.94	0.982	BB
LHP 075E 01S							1.91	0.075	4136	600	368.45	82.83	15.88	0.625	82.51	471.13	11.40	0.449	BA
LHP 075E 02S													19.05	0.750	65.32	372.98	13.41	0.528	BA
LHP 075E 03S													25.40	1.000	46.11	263.28	17.40	0.685	BA
LHP 075E 04S													31.75	1.250	35.63	203.44	21.41	0.843	BA
LHP 075E 05S													38.10	1.500	29.03	165.77	25.40	1.000	BB
LHP 075E 06S													44.45	1.750	24.50	139.87	29.41	1.158	BC
LHP 085G 01S	12.19	0.480	12.70	0.500	6.35	0.250	2.16	0.085	2068	300	326.90	73.49	11.13	0.438	112.81	644.12	8.23	0.324	BC
LHP 085G 02S													12.70	0.500	91.61	523.10	9.14	0.360	BC
LHP 085G 03S													19.05	0.750	52.12	297.63	12.78	0.503	BC
LHP 085G 04S													25.40	1.000	36.42	207.98	16.41	0.646	BD
LHP 085G 05S													31.75	1.250	27.99	159.84	20.07	0.790	BD
LHP 085G 06S													38.10	1.500	22.73	129.79	23.70	0.933	BE
LHP 091G 01S							2.32	0.092	2758	400	435.53	97.91	11.13	0.438	170.72	974.79	8.59	0.338	BC
LHP 091G 02S													12.70	0.500	137.33	784.13	9.53	0.375	BC
LHP 091G 03S													19.05	0.750	76.78	438.40	13.39	0.527	BD
LHP 091G 04S													25.40	1.000	53.28	304.25	17.22	0.678	BD
LHP 091G 05S													31.75	1.250	40.80	232.96	21.06	0.829	BE
LHP 091G 06S													38.10	1.500	33.05	188.74	24.89	0.980	BE

Spring Rate and Approx. load at Solid Height are pre-calculated for Type 17-7 PH Stainless Steel.

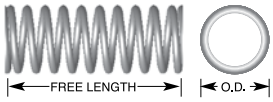

COMPRESSION SPRINGS: HIGH PRESSURE SERIES

- **Ends are ground.**
- **Type 17-7 PH Stainless Steel (Shotpeened, Passivated)**

LEE STOCK NUMBER	OUTSIDE DIAMETER		TO WORK IN HOLE DIAMETER MIN.		TO WORK OVER ROD DIAMETER		NOMINAL WIRE DIAMETER		PRESSURE @ 80% DEFLECTION		APPROXIMATE LOAD AT SOLID HEIGHT		NOMINAL FREE LENGTH		SPRING RATE		APPROXIMATE SOLID HEIGHT		PRICE GROUP
	MM	IN	MM	IN	MM	IN	MM	IN	kPa	PSI	N	LB	MM	IN	N/MM	LB/IN	MM	IN	
LHP 098G 01S	12.19	0.480	12.70	0.500	6.35	0.250	2.49	0.098	3447	500	543.48	122.18	11.13	0.438	250.17	1428.46	8.97	0.353	BD
LHP 098G 02S													12.70	0.500	199.15	1137.13	9.98	0.393	BD
LHP 098G 03S													19.05	0.750	109.28	623.98	14.07	0.554	BD
LHP 098G 04S													25.40	1.000	75.30	429.96	18.16	0.715	BE
LHP 098G 05S													31.75	1.250	57.44	327.98	22.25	0.876	BF
LHP 098G 06S													38.10	1.500	46.43	265.10	26.37	1.038	BF
LHP 105G 01S							2.67	0.105	4136	600	655.05	147.26	19.05	0.750	155.69	888.96	14.83	0.584	BE
LHP 105G 02S													25.40	1.000	106.42	607.65	19.25	0.758	BE
LHP 105G 03S													31.75	1.250	80.84	461.58	23.65	0.931	BF
LHP 105G 04S													38.10	1.500	65.17	372.12	28.04	1.104	BG
LHP 105G 05S													44.45	1.750	54.59	311.71	32.46	1.278	BH
LHP 105G 06S													50.80	2.000	46.97	268.18	36.86	1.451	BJ
LHP 105H 01S	15.24	0.600	15.88	0.625	7.94	0.313	2.67	0.105	2068	300	510.97	114.87	12.70	0.500	156.86	895.65	9.45	0.372	BE
LHP 105H 02S													19.05	0.750	84.24	480.99	12.98	0.511	BF
LHP 105H 03S													25.40	1.000	57.58	328.78	16.54	0.651	BF
LHP 105H 04S													31.75	1.250	43.74	249.75	20.07	0.790	BG
LHP 105H 05S													38.10	1.500	35.26	201.35	23.60	0.929	BG
LHP 105H 06S													44.45	1.750	29.54	168.66	27.13	1.068	BH
LHP 115H 01S							2.92	0.115	2758	400	681.07	153.11	12.70	0.500	256.74	1465.99	10.06	0.396	BG
LHP 115H 02S													19.05	0.750	133.31	761.19	13.94	0.549	BG
LHP 115H 03S													25.40	1.000	90.03	514.05	17.83	0.702	BH
LHP 115H 04S													31.75	1.250	67.96	388.06	21.72	0.855	BH
LHP 115H 05S													38.10	1.500	54.58	311.67	25.60	1.008	BJ
LHP 115H 06S													44.45	1.750	45.61	260.41	29.49	1.161	BJ
LHP 125H 01S							3.18	0.125	3447	500	851.30	191.38	12.70	0.500	408.61	2333.14	10.62	0.418	BH
LHP 125H 02S													19.05	0.750	204.30	1166.57	14.88	0.586	BH
LHP 125H 03S													25.40	1.000	136.20	777.71	19.15	0.754	BJ
LHP 125H 04S													31.75	1.250	102.15	583.28	23.42	0.922	BJ
LHP 125H 05S													38.10	1.500	81.72	466.63	27.69	1.090	BK
LHP 125H 06S													44.45	1.750	68.10	388.86	31.93	1.257	BK
LHP 130H 01S							3.30	0.130	4136	600	1023.49	230.09	19.05	0.750	257.99	1473.11	15.09	0.594	BL
LHP 130H 02S													25.40	1.000	170.83	975.44	19.41	0.764	BL
LHP 130H 03S													31.75	1.250	127.69	729.12	23.72	0.934	BM
LHP 130H 04S													38.10	1.500	101.95	582.12	28.07	1.105	BP
LHP 130H 05S													44.45	1.750	84.84	484.45	32.39	1.275	BQ
LHP 130H 06S													50.80	2.000	72.65	414.84	36.70	1.445	BS
LHP 130J 01S	18.29	0.720	19.05	0.750	9.53	0.375	3.30	0.130	2068	300	734.40	165.10	15.88	0.625	198.76	1134.93	12.19	0.480	BH
LHP 130J 02S													19.05	0.750	148.06	845.41	14.10	0.555	BJ
LHP 130J 03S													25.40	1.000	98.04	559.80	17.91	0.705	BJ
LHP 130J 04S													31.75	1.250	73.28	418.43	21.72	0.855	BJ
LHP 130J 05S													38.10	1.500	58.51	334.07	25.53	1.005	BK
LHP 130J 06S													44.45	1.750	48.69	278.02	29.34	1.155	BK
LHP 142J 01S							3.61	0.142	2758	400	980.88	220.51	15.88	0.625	324.59	1853.39	12.85	0.506	BH
LHP 142J 02S													19.05	0.750	237.52	1356.24	14.94	0.588	BJ
LHP 142J 03S													25.40	1.000	154.59	882.69	19.05	0.750	BK
LHP 142J 04S													31.75	1.250	114.58	654.25	23.19	0.913	BK
LHP 142J 05S													38.10	1.500	91.02	519.74	27.31	1.075	BK
LHP 142J 06S													44.45	1.750	75.50	431.11	31.45	1.238	BL
LHP 156J 01S							3.96	0.156	3447	500	1224.33	275.24	15.88	0.625	550.69	3144.43	13.67	0.538	BL
LHP 156J 02S													19.05	0.750	393.53	2247.05	15.95	0.628	BM
LHP 156J 03S													25.40	1.000	250.53	1430.53	20.50	0.807	BN
LHP 156J 04S													31.75	1.250	183.76	1049.26	25.07	0.987	BN
LHP 156J 05S													38.10	1.500	145.09	828.46	29.64	1.167	BP
LHP 156J 06S													44.45	1.750	119.87	684.43	34.21	1.347	BQ
LHP 162J 01S							4.11	0.162	4136	600	1473.83	331.33	22.23	0.875	385.98	2203.94	18.42	0.725	BT
LHP 162J 02S													25.40	1.000	314.61	1796.40	20.73	0.816	BT
LHP 162J 03S													31.75	1.250	229.67	1311.41	25.32	0.997	BT
LHP 162J 04S													38.10	1.500	180.85	1032.63	29.95	1.179	BU
LHP 162J 05S													44.45	1.750	149.14	851.59	34.57	1.361	BW
LHP 162J 06S													50.80	2.000	126.89	724.56	39.19	1.543	BX
LHP 156K 01S	21.46	0.845	22.23	0.875	11.11	0.438	3.96	0.156	2068	300	1001.16	225.07	19.05	0.750	245.46	1401.56	14.99	0.590	BL
LHP 156K 02S													25.40	1.000	156.27	892.28	19.00	0.748	BM
LHP 156K 03S													31.75	1.250	114.62	654.46	23.01	0.906	BN
LHP 156K 04S													38.10	1.500	90.50	516.74	27.03	1.064	BP
LHP 156K 05S													44.45	1.750	74.76	426.90	31.04	1.222	BQ
LHP 156K 06S													50.80	2.000	63.69	363.68	35.05	1.380	BQ

Spring Rate and Approx. load at Solid Height are pre-calculated for Type 17-7 PH Stainless Steel.

COMPRESSION SPRINGS: HIGH PRESSURE SERIES

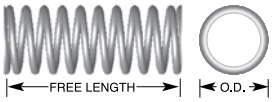

- **Ends are ground.**
- **Type 17-7 PH Stainless Steel (Shotpeened, Passivated)**

LEE STOCK NUMBER	OUTSIDE DIAMETER		TO WORK IN HOLE DIAMETER MIN.		TO WORK OVER ROD DIAMETER		NOMINAL WIRE DIAMETER		PRESSURE @ 80% DEFLECTION		APPROXIMATE LOAD AT SOLID HEIGHT		NOMINAL FREE LENGTH		SPRING RATE		APPROXIMATE SOLID HEIGHT		PRICE GROUP
	MM	IN	MM	IN	MM	IN	MM	IN	kPa	PSI	N	LB	MM	IN	N/MM	LB/IN	MM	IN	
LHP 170K 01S	21.46	0.845	22.23	0.875	11.11	0.438	4.32	0.170	2758	400	1334.78	300.07	19.05	0.750	399.59	2281.61	15.72	0.619	BL
LHP 170K 02S													25.40	1.000	248.23	1417.36	20.02	0.788	BM
LHP 170K 03S													31.75	1.250	180.03	1027.98	24.33	0.958	BN
LHP 170K 04S													38.10	1.500	141.23	806.43	28.65	1.128	BQ
LHP 170K 05S													44.45	1.750	116.19	663.45	32.94	1.297	BR
LHP 170K 06S													50.80	2.000	98.69	563.53	37.26	1.467	BR
LHP 177K 01S							4.50	0.177	3447	500	1669.11	375.23	19.05	0.750	520.63	2972.75	15.85	0.624	BN
LHP 177K 02S													25.40	1.000	319.14	1822.30	20.17	0.794	BP
LHP 177K 03S													31.75	1.250	230.10	1313.85	24.49	0.964	BQ
LHP 177K 04S													38.10	1.500	179.90	1027.23	28.83	1.135	BR
LHP 177K 05S													44.45	1.750	147.68	843.27	33.15	1.305	BS
LHP 177K 06S													50.80	2.000	125.25	715.19	37.47	1.475	BT
LHP 187K 01S							4.75	0.187	4136	600	2006.10	450.99	25.40	1.000	434.94	2483.46	20.78	0.818	BW
LHP 187K 02S													31.75	1.250	310.81	1774.71	25.30	0.996	BX
LHP 187K 03S													38.10	1.500	241.80	1380.68	29.79	1.173	BZ
LHP 187K 04S													44.45	1.750	197.87	1129.83	34.32	1.351	CA
LHP 187K 05S													50.80	2.000	167.45	956.12	38.81	1.528	CC
LHP 187K 06S													63.50	2.500	128.07	731.25	47.83	1.883	CE
LHP 177L 01S	24.64	0.970	25.40	1.000	12.70	0.500	4.50	0.177	2068	300	1307.38	293.91	19.05	0.750	342.10	1953.38	15.24	0.600	BP
LHP 177L 02S													25.40	1.000	209.71	1197.43	19.18	0.755	BQ
LHP 177L 03S													31.75	1.250	151.20	863.33	23.09	0.909	BR
LHP 177L 04S													38.10	1.500	118.21	674.99	27.03	1.064	BT
LHP 177L 05S													44.45	1.750	97.04	554.11	30.96	1.219	BY
LHP 177L 06S													50.80	2.000	82.30	469.95	34.90	1.374	BZ
LHP 192L 01S							4.88	0.192	2758	400	1743.21	391.89	19.05	0.750	552.46	3154.51	15.90	0.626	BY
LHP 192L 02S													25.40	1.000	328.25	1874.27	20.09	0.791	BX
LHP 192L 03S													31.75	1.250	233.49	1333.20	24.28	0.956	BZ
LHP 192L 04S													38.10	1.500	181.18	1034.54	28.47	1.121	BZ
LHP 192L 05S													44.45	1.750	148.02	845.20	32.66	1.286	CB
LHP 192L 06S													50.80	2.000	125.12	714.45	36.86	1.451	CB
LHP 207L 01S							5.26	0.207	3447	500	2177.00	489.41	19.05	0.750	869.07	4962.33	16.56	0.652	BX
LHP 207L 02S													25.40	1.000	498.31	2845.30	21.03	0.828	BZ
LHP 207L 03S													31.75	1.250	349.29	1994.43	25.50	1.004	BZ
LHP 207L 04S													38.10	1.500	268.88	1535.31	30.00	1.181	CB
LHP 207L 05S													44.45	1.750	218.57	1248.01	34.47	1.357	CC
LHP 207L 06S													50.80	2.000	184.12	1051.29	38.96	1.534	CD
LHP 218L 01S							5.54	0.218	4136	600	2620.18	589.04	25.40	1.000	677.24	3867.03	21.54	0.848	CC
LHP 218L 02S													31.75	1.250	469.25	2679.37	26.16	1.030	CD
LHP 218L 03S													38.10	1.500	358.99	2049.82	30.81	1.213	CE
LHP 218L 04S													44.45	1.750	290.69	1659.82	35.43	1.395	CF
LHP 218L 05S													50.80	2.000	244.22	1394.51	40.08	1.578	CG
LHP 218L 06S													63.50	2.500	185.06	1056.69	49.35	1.943	CH
LHP 262P 01S	37.08	1.460	38.10	1.500	22.23	0.875	6.65	0.262	2068	300	2947.75	662.67	31.75	1.250	398.02	2272.67	24.33	0.958	CG
LHP 262P 02S													38.10	1.500	296.07	1690.53	28.14	1.108	CH
LHP 262P 03S													44.45	1.750	235.69	1345.80	31.95	1.258	CJ
LHP 262P 04S													50.80	2.000	195.77	1117.86	35.74	1.407	CK
LHP 262P 05S													63.50	2.500	146.24	835.00	43.33	1.706	CM
LHP 262P 06S													76.20	3.000	116.71	666.38	50.95	2.006	AX
LHP 292P 01S							7.42	0.292	2758	400	3930.32	883.57	31.75	1.250	714.05	4077.20	26.24	1.033	CH
LHP 292P 02S													38.10	1.500	519.17	2964.43	30.53	1.202	CJ
LHP 292P 03S													44.45	1.750	407.85	2328.83	34.82	1.371	CK
LHP 292P 04S													50.80	2.000	335.85	1917.67	39.09	1.539	CM
LHP 292P 05S													63.50	2.500	248.20	1417.23	47.68	1.877	CN
LHP 292P 06S													76.20	3.000	196.84	1123.93	56.24	2.214	AX
LHP 312P 01S							7.92	0.312	3447	500	4912.88	1104.46	31.75	1.250	1060.69	6056.48	27.13	1.068	CJ
LHP 312P 02S													38.10	1.500	757.98	4328.03	31.62	1.245	CK
LHP 312P 03S													44.45	1.750	589.69	3367.10	36.12	1.422	CM
LHP 312P 04S													50.80	2.000	482.55	2755.35	40.61	1.599	CM
LHP 312P 05S													63.50	2.500	353.94	2020.98	49.61	1.953	AX
LHP 312P 06S													76.20	3.000	279.46	1595.69	58.62	2.308	AY
LHP 331P 01S							8.41	0.331	4136	600	5895.45	1325.35	38.10	1.500	1070.37	6111.77	32.59	1.283	CM
LHP 331P 02S													44.45	1.750	824.42	4707.41	37.29	1.468	CM
LHP 331P 03S													50.80	2.000	670.38	3827.85	42.01	1.654	CN
LHP 331P 04S													63.50	2.500	488.02	2786.54	51.41	2.024	AX
LHP 331P 05S													76.20	3.000	383.65	2190.62	60.83	2.395	AY
LHP 331P 06S													88.90	3.500	316.06	1804.67	70.26	2.766	AZ

Spring Rate and Approx. load at Solid Height are pre-calculated for Type 17-7 PH Stainless Steel.

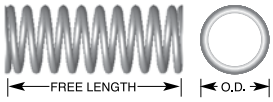

COMPRESSION SPRINGS: HIGH PRESSURE SERIES

- **Ends are ground.**
- **Type 17-7 PH Stainless Steel (Shotpeened, Passivated)**

LEE STOCK NUMBER	OUTSIDE DIAMETER		TO WORK IN HOLE DIAMETER MIN.		TO WORK OVER ROD DIAMETER		NOMINAL WIRE DIAMETER		PRESSURE @ 80% DEFLECTION		APPROXIMATE LOAD AT SOLID HEIGHT		NOMINAL FREE LENGTH		SPRING RATE		APPROXIMATE SOLID HEIGHT		PRICE GROUP
	MM	IN	MM	IN	MM	IN	MM	IN	kPa	PSI	N	LB	MM	IN	N/MM	LB/IN	MM	IN	
LHP 362U 01S	49.20	1.937	50.80	2.000	28.58	1.125	9.19	0.362	2068	300	5240.41	1178.09	38.10	1.500	759.63	4337.47	31.19	1.228	CM
LHP 362U 02S													44.45	1.750	574.54	3280.58	35.33	1.391	CN
LHP 362U 03S													50.80	2.000	461.97	2637.84	39.45	1.553	AX
LHP 362U 04S													63.50	2.500	331.91	1895.20	47.70	1.878	AY
LHP 362U 05S													76.20	3.000	259.00	1478.86	55.96	2.203	AZ
LHP 362U 06S													88.90	3.500	212.35	1212.49	64.21	2.528	AZ
LHP 375U 01S							9.53	0.375	2758	400	6987.22	1570.79	38.10	1.500	991.57	5661.82	31.06	1.223	CN
LHP 375U 02S													44.45	1.750	743.68	4246.36	35.05	1.380	CN
LHP 375U 03S													50.80	2.000	594.94	3397.09	39.07	1.538	AX
LHP 375U 04S													63.50	2.500	424.96	2426.49	47.07	1.853	AY
LHP 375U 05S													76.20	3.000	330.52	1887.27	55.07	2.168	AZ
LHP 375U 06S													88.90	3.500	270.43	1544.13	63.07	2.483	AZ
LHP 406U 01S							10.31	0.406	3447	500	8734.04	1963.49	38.10	1.500	1575.75	8997.46	32.56	1.282	AX
LHP 406U 02S													44.45	1.750	1155.78	6599.42	36.88	1.452	AX
LHP 406U 03S													50.80	2.000	912.56	5210.65	41.22	1.623	AX
LHP 406U 04S													63.50	2.500	642.25	3667.21	49.91	1.965	AY
LHP 406U 05S													76.20	3.000	495.48	2829.18	58.57	2.306	AZ
LHP 406U 06S													88.90	3.500	403.32	2302.92	67.23	2.647	SPECIAL
LHP 437U 01S							11.10	0.437	4136	600	10480.86	2356.19	47.63	1.875	1548.21	8840.22	40.84	1.608	AX
LHP 437U 02S													50.80	2.000	1376.34	7858.84	43.18	1.700	AY
LHP 437U 03S													63.50	2.500	953.11	5442.22	52.50	2.067	AZ
LHP 437U 04S													76.20	3.000	728.96	4162.30	61.82	2.434	SPECIAL
LHP 437U 05S													88.90	3.500	590.16	3369.78	71.15	2.801	SPECIAL
LHP 437U 06S													101.60	4.000	495.76	2830.79	80.47	3.168	SPECIAL

Spring Rate and Approx. load at Solid Height are pre-calculated for Type 17-7 PH Stainless Steel.

Guide to using tables

Free Length
The overall height of the spring in the unloaded position.

Active Coils
Those coils which are free to deflect under load.

Deflection Per Coil
Amount of movement per coil to achieve the design load.

Deflection
The amount of spring movement under the design load.

Price Group
Reference for price list.

Lee Spring Stock Number

Rate
Change in load or force per unit of deflection.

Outside Diameter
Spring outer diameter, parts listed in ascending order.

Solid Height
Length when fully compressed.

Wire Diameter
Wire diameter of spring wire.

Load:
The design load or force to compress spring by its deflection design.



SPECIALITY STOCK PARTS: MIL-SPEC – COMPRESSION

● Ends are Ground. (MS24585)

LEE STOCK NUMBER				OD	WD	FREE LENGTH	ACTIVE COILS	DEFLECTION PER COIL	LOAD	DEFLECTION	SOLID HEIGHT	RATE	PRICE GROUP			
MUSIC WIRE			STAINLESS STEEL													
UNPLATED (U)	CAD. PLATE (C)	ZINC PLATE (Z)	PASSIVATED (S)	MM	MM	MM		MM	N	MM	MM	N/MM	U	C	Z	S
MS24585-1	MS24585-1001		MS24585-C1	3.05	0.41	6.35	4.50	0.53	8.17	2.31	2.64	3.38	BF	BG		BG
MS24585-2	MS24585-1002		MS24585-C2			7.87	6.25			3.33	3.35	2.45	BF	BG		BG
MS24585-3	MS24585-1003		MS24585-C3			9.65	7.75			4.14	3.96	1.98	BF	BG		BG
MS24585-4	MS24585-1004		MS24585-C4			11.18	9.25			4.93	4.57	1.66	BF	BG		BG
MS24585-5	MS24585-1005		MS24585-C5			12.70	10.50			5.59	5.18	1.45	BF	BG		BG
MS24585-6	MS24585-1006		MS24585-C6			14.22	12.00			6.40	5.8[illegible]	1.28	BF	BG		BG
MS24585-7	MS24585-1007		MS24585-C7			15.75	13.25			7.06	6.20	1.16	BF	BG		BG
MS24585-8	MS24585-1008		MS24585-C8			17.53	15.00			8.00	6.91	1.02	BF	BG		BG
MS24585-9	MS24585-1009		MS24585-C9			19.05	16.50			8.79	7.52	0.9[illegible]	BF	BG		BG
MS24585-10	MS24585-1010	MS24585-2010	MS24585-C10		0.46	6.35	5.25	0.44	11.41	2.31	3.30	4.94	BF	BG	BF	BG
MS24585-11	MS24585-1011	MS24585-2011	MS24585-C11			7.87	6.75			2.97	3.99	3.84	BF	BG	BF	BG
MS24585-12	MS24585-1012	MS24585-2012	MS24585-C12			9.65	8.25			3.63	4.67	3.13	BF	BG	BF	BG
MS24585-13	MS24585-1013	MS24585-2013	MS24585-C13			11.18	9.75			4.29	5.36	2.66	BF	BG	BF	BG
MS24585-14	MS24585-1014	MS24585-2014	MS24585-C14			12.70	11.25			4.95	6.05	2.29	BF	BG	BF	BG
MS24585-15	MS24585-1015	MS24585-2015	MS24585-C15			14.22	13.00			5.69	6.86	2.00	BF	BG	BF	BG
MS24585-16	MS24585-1016	MS24585-2016	MS24585-C16			15.75	14.00			6.15	7.32	1.86	BF	BG	BF	BG
MS24585-17	MS24585-1017	MS24585-2017	MS24585-C17			17.53	16.00			7.01	8.23	1.63	BF	BG	BF	BG
MS24585-18	MS24585-1018	MS24585-2018	MS24585-C18			19.05	17.50			7.67	8.92	1.49	BF	BG	BF	BG
MS24585-19	MS24585-1019		MS24585-C19		0.56	6.35	5.25	0.30	19.93	1.60	4.04	12.45	BF	BG		BG
MS24585-20	MS24585-1020		MS24585-C20			7.87	7.00			2.13	5.03	9.33	BF	BG		BG
MS24585-21	MS24585-1021		MS24585-C21			9.65	9.00			2.74	6.15	7.27	BF	BG		BG
[illegible]			MS24585-C22			11.18	10.25									BG
			[illegible]-C23			12.70	12.00									
						14.22	13.25									

ADDITIONAL INFORMATION

Be sure to specify the complete numbers as designated by AS24585 and AS24586. MIL-SPEC Springs begin with the prefix MS24585 or MS24586 followed by a hyphen and the part number, e.g., MS24585-1002 or MS24586-C13. The following chart (right) is a helpful reference:

MIL-SPEC	Unplated	Cadmium Plated	Zinc Plated	Stainless Steel
Compression MS24585	MS24585-1 through MS24585-527	MS24585-1001 through MS24585-1527	MS24585-2010 through MS24585-2507	MS24585-C1 through MS24585-C527
Extension MS24586	MS24586-1 through MS24586-354	MS24586-501 through MS24586-854	MS24586-1006 through MS24586-1354	MS24586-C1 through MS24586-C354

MATERIALS:

All MIL-SPEC springs are available in the four authorised AS24585 and AS24586 materials:

- Uncoated Music Wire per ASTM A228.
- Cadmium Plated Music Wire in accordance with SAE-AMS-QQ-P-416, Type II, Class 2.
- Zinc Plated Music Wire in accordance with ASTM B633, Type II, Fe/Zn5.
- Corrosion Resistant Stainless Steel 302 per ASTM A313 with passivation treatment in accordance with ASTM A967 or AMS2700. DFARS Compliant material only.

ABOUT DFARS COMPLIANCE

DFARS regulates the supply country for certain materials. It applies to Stainless Steel but does not apply to Music Wire. For a complete explanation of DFARS Compliance, please contact us for engineering assistance.

MIL-SPEC SPRINGS AVAILABLE IN STOCK.

When you need MIL-SPEC Springs, Lee Spring simplifies the purchasing process by offering the full range of MIL-SPEC Compression Springs and Extension Springs.

- **Simplified pricing**
  – no complicated price grids.
- **Paperwork included**
  – no additional charges for material certifications or traceability.
- **DFARS Compliance**
  – all Stainless Steel MIL-SPEC springs meet DFARS specifications.
- **Quick RFQ turnaround**
  – quantities over 1000.

ABOUT MIL-SPEC SPRINGS

These products are part of the United States Defense Standard. They are used to help achieve standardisation objectives set by the U.S. Department of Defense. They are known interchangeably as "military standards", "MIL-SPEC", "MIL-STD", or "MilSpecs." These high precision designs meet stringent technical requirements and are used in a multitude of Military and Aerospace applications, both defense and non-defense related. MIL-SPEC springs are increasingly specified by other non-Defense government organisations, technical organisations, and highly regulated industries. The MIL-SPEC standard for compression springs for loads below 20 lbs. is AS24585; this standard was formerly MS24585. The MIL-SPEC standard for extension springs for loads below 30 lbs. is AS24586; this was formerly MS24586.

● Ends are Ground. (MS24585)

LEE STOCK NUMBER				OD	WD	FREE LENGTH	ACTIVE COILS	DEFLECTION PER COIL	LOAD	DEFLECTION	SOLID HEIGHT	RATE	PRICE GROUP			
MUSIC WIRE			STAINLESS STEEL													
UNPLATED (U)	CAD. PLATE (C)	ZINC PLATE (Z)	PASSIVATED (S)	MM	MM	MM		MM	N	MM	MM	N/MM	U	C	Z	S
MS24585-1	MS24585-1001		MS24585-C1	3.05	0.41	6.35	4.50	0.53	8.17	2.41	2.64	3.38	BF	BG		BG
MS24585-2	MS24585-1002		MS24585-C2			7.87	6.25			3.33	3.35	2.45	BF	BG		BG
MS24585-3	MS24585-1003		MS24585-C3			9.65	7.75			4.14	3.96	1.98	BF	BG		BG
MS24585-4	MS24585-1004		MS24585-C4			11.18	9.25			4.93	4.57	1.66	BF	BG		BG
MS24585-5	MS24585-1005		MS24585-C5			12.70	10.50			5.59	5.08	1.45	BF	BG		BG
MS24585-6	MS24585-1006		MS24585-C6			14.22	12.00			6.40	5.69	1.28	BF	BG		BG
MS24585-7	MS24585-1007		MS24585-C7			15.75	13.25			7.06	6.20	1.16	BF	BG		BG
MS24585-8	MS24585-1008		MS24585-C8			17.53	15.00			8.00	6.91	1.02	BF	BG		BG
MS24585-9	MS24585-1009		MS24585-C9			19.05	16.50			8.79	7.52	0.93	BF	BG		BG
MS24585-10	MS24585-1010	MS24585-2010	MS24585-C10		0.46	6.35	5.25	0.44	11.41	2.31	3.30	4.94	BF	BG	BF	BG
MS24585-11	MS24585-1011	MS24585-2011	MS24585-C11			7.87	6.75			2.97	3.99	3.84	BF	BG	BF	BG
MS24585-12	MS24585-1012	MS24585-2012	MS24585-C12			9.65	8.25			3.63	4.67	3.13	BF	BG	BF	BG
MS24585-13	MS24585-1013	MS24585-2013	MS24585-C13			11.18	9.75			4.29	5.36	2.66	BF	BG	BF	BG
MS24585-14	MS24585-1014	MS24585-2014	MS24585-C14			12.70	11.25			4.95	6.05	2.29	BF	BG	BF	BG
MS24585-15	MS24585-1015	MS24585-2015	MS24585-C15			14.22	13.00			5.69	6.86	2.00	BF	BG	BF	BG
MS24585-16	MS24585-1016	MS24585-2016	MS24585-C16			15.75	14.00			6.15	7.32	1.86	BF	BG	BF	BG
MS24585-17	MS24585-1017	MS24585-2017	MS24585-C17			17.53	16.00			7.01	8.23	1.63	BF	BG	BF	BG
MS24585-18	MS24585-1018	MS24585-2018	MS24585-C18			19.05	17.50			7.67	8.92	1.49	BF	BG	BF	BG
MS24585-19	MS24585-1019		MS24585-C19		0.56	6.35	5.25	0.30	19.93	1.60	4.04	12.45	BF	BG		BG
MS24585-20	MS24585-1020		MS24585-C20			7.87	7.00			2.13	5.03	9.33	BF	BG		BG
MS24585-21	MS24585-1021		MS24585-C21			9.65	9.00			2.74	6.15	7.27	BF	BG		BG
MS24585-22	MS24585-1022		MS24585-C22			11.18	10.25			3.12	6.83	6.37	BF	BG		BG
MS24585-23	MS24585-1023		MS24585-C23			12.70	12.00			3.66	7.82	5.45	BF	BG		BG
MS24585-24	MS24585-1024		MS24585-C24			14.22	13.25			4.04	8.51	4.94	BF	BG		BG
MS24585-25	MS24585-1025		MS24585-C25			15.75	15.00			4.57	9.50	4.36	BF	BG		BG
MS24585-26	MS24585-1026		MS24585-C26			17.53	17.00			5.18	10.62	3.85	BF	BG		BG
MS24585-27	MS24585-1027		MS24585-C27			19.05	18.50			5.64	11.46	3.54	BF	BG		BG
MS24585-28	MS24585-1028		MS24585-C28			20.57	20.00			6.10	12.29	3.27	BF	BG		BG
MS24585-29	MS24585-1029	MS24585-2029	MS24585-C29	4.57	0.41	6.35	2.50	1.43	5.58	3.58	1.83	1.56	BF	BG	BF	BG
MS24585-30	MS24585-1030	MS24585-2030	MS24585-C30			7.87	3.00			4.24	2.03	1.31	BF	BG	BF	BG
MS24585-31	MS24585-1031	MS24585-2031	MS24585-C31			9.65	3.75			5.36	2.34	1.03	BF	BG	BF	BG
MS24585-32	MS24585-1032	MS24585-2032	MS24585-C32			11.18	4.50			6.43	2.64	0.86	BF	BG	BF	BG
MS24585-33	MS24585-1033	MS24585-2033	MS24585-C33			12.70	5.25			7.49	2.95	0.74	BF	BG	BF	BG
MS24585-34	MS24585-1034	MS24585-2034	MS24585-C34			14.22	6.00			8.56	3.25	0.65	BF	BG	BF	BG
MS24585-35	MS24585-1035	MS24585-2035	MS24585-C35			15.75	6.50			9.30	3.45	0.60	BF	BG	BF	BG
MS24585-36	MS24585-1036	MS24585-2036	MS24585-C36			17.53	7.25			10.34	3.76	0.54	BF	BG	BF	BG
MS24585-37	MS24585-1037	MS24585-2037	MS24585-C37			19.05	8.00			11.43	4.06	0.49	BF	BG	BF	BG
MS24585-38	MS24585-1038		MS24585-C38		0.46	6.35	2.75	1.21	7.83	3.30	2.16	2.36	BF	BG		BG
MS24585-39	MS24585-1039		MS24585-C39			7.87	3.25			3.91	2.39	2.00	BF	BG		BG
MS24585-40	MS24585-1040		MS24585-C40			9.65	4.00			4.83	2.74	1.63	BF	BG		BG
MS24585-41	MS24585-1041		MS24585-C41			11.18	4.75			5.72	3.07	1.37	BF	BG		BG
MS24585-42	MS24585-1042		MS24585-C42			12.70	5.50			6.63	3.43	1.17	BF	BG		BG
MS24585-43	MS24585-1043		MS24585-C43			14.22	6.50			7.82	3.89	1.00	BF	BG		BG
MS24585-44	MS24585-1044		MS24585-C44			15.75	7.25			8.74	4.22	0.89	BF	BG		BG
MS24585-45	MS24585-1045		MS24585-C45			17.53	8.00			9.65	4.57	0.81	BF	BG		BG
MS24585-46	MS24585-1046		MS24585-C46			19.05	9.00			10.85	5.03	0.72	BF	BG		BG
MS24585-47	MS24585-1047	MS24585-2047	MS24585-C47		0.56	6.35	3.00	0.89	13.94	2.69	2.79	5.18	BF	BG	BF	BG
MS24585-48	MS24585-1048	MS24585-2048	MS24585-C48			7.87	3.75			3.35	3.20	4.15	BF	BG	BF	BG
MS24585-49	MS24585-1049	MS24585-2049	MS24585-C49			9.65	4.50			4.01	3.63	3.47	BF	BG	BF	BG
MS24585-50	MS24585-1050	MS24585-2050	MS24585-C50			11.18	5.25			4.70	4.04	2.96	BF	BG	BF	BG
MS24585-51	MS24585-1051	MS24585-2051	MS24585-C51			12.70	6.25			5.59	4.60	2.49	BF	BG	BF	BG
MS24585-52	MS24585-1052	MS24585-2052	MS24585-C52			14.22	7.50			6.71	5.31	2.08	BF	BG	BF	BG
MS24585-53	MS24585-1053	MS24585-2053	MS24585-C53			15.75	8.50			7.59	5.87	1.84	BF	BG	BF	BG
MS24585-54	MS24585-1054	MS24585-2054	MS24585-C54			17.53	9.25			8.26	6.27	1.68	BF	BG	BF	BG
MS24585-55	MS24585-1055	MS24585-2055	MS24585-C55			19.05	10.25			9.17	6.83	1.52	BF	BG	BF	BG
MS24585-56	MS24585-1056	MS24585-2056	MS24585-C56			20.57	11.50			10.29	7.54	1.35	BF	BG	BF	BG
MS24585-57	MS24585-1057		MS24585-C57		0.66	6.35	3.25	0.68	22.38	2.21	3.45	10.12	BF	BG		BG
MS24585-58	MS24585-1058		MS24585-C58			7.87	4.00			2.72	3.96	8.23	BF	BG		BG
MS24585-59	MS24585-1059		MS24585-C59			9.65	5.00			3.40	4.62	6.57	BF	BG		BG
MS24585-60	MS24585-1060		MS24585-C60			11.18	6.00			4.09	5.28	5.46	BF	BG		BG

Ends are Ground. (MS24585)

LEE STOCK NUMBER				OD	WD	FREE LENGTH	ACTIVE COILS	DEFLECTION PER COIL	LOAD	DEFLECTION	SOLID HEIGHT	RATE	PRICE GROUP			
MUSIC WIRE			STAINLESS STEEL													
UNPLATED (U)	CAD. PLATE (C)	ZINC PLATE (Z)	PASSIVATED (S)	MM	MM	MM		MM	N	MM	MM	N/MM	U	C	Z	S
MS24585-61	MS24585-1061		MS24585-C61	4.57	0.66	12.70	7.00	0.68	22.38	4.78	5.94	4.69	BF	BG		BG
MS24585-62	MS24585-1062		MS24585-C62			14.22	8.00			5.44	6.60	4.12	BF	BG		BG
MS24585-63	MS24585-1063		MS24585-C63			15.75	9.00			6.12	7.26	3.66	BF	BG		BG
MS24585-64	MS24585-1064		MS24585-C64			17.53	10.00			6.81	7.92	3.29	BF	BG		BG
MS24585-65	MS24585-1065		MS24585-C65			19.05	11.00			7.49	8.59	2.98	BF	BG		BG
MS24585-66	MS24585-1066		MS24585-C66			20.57	12.00			8.18	9.25	2.73	BF	BG		BG
MS24585-67	MS24585-1067		MS24585-C67			22.35	13.00			8.84	9.91	2.52	BF	BG		BG
MS24585-68	MS24585-1068	MS24585-2068	MS24585-C68		0.81	7.87	4.00	0.46	39.29	1.83	4.88	21.49	BF	BG	BF	BG
MS24585-69	MS24585-1069	MS24585-2069	MS24585-C69			9.65	5.00			2.31	5.69	16.99	BF	BG	BF	BG
MS24585-70	MS24585-1070	MS24585-2070	MS24585-C70			11.18	6.25			2.90	6.71	13.57	BF	BG	BF	BG
MS24585-71	MS24585-1071	MS24585-2071	MS24585-C71			12.70	7.50			3.45	7.72	11.37	BF	BG	BF	BG
MS24585-72	MS24585-1072	MS24585-2072	MS24585-C72			14.22	8.25			3.81	8.33	10.32	BF	BG	BF	BG
MS24585-73	MS24585-1073	MS24585-2073	MS24585-C73			15.75	9.50			4.37	9.35	8.98	BF	BG	BF	BG
MS24585-74	MS24585-1074	MS24585-2074	MS24585-C74			17.53	10.25			4.72	9.96	8.32	BF	BG	BF	BG
MS24585-75	MS24585-1075	MS24585-2075	MS24585-C75			19.05	11.75			5.44	11.18	7.23	BF	BG	BF	BG
MS24585-76	MS24585-1076	MS24585-2076	MS24585-C76			20.57	13.00			6.02	12.19	6.53	BF	BG	BF	BG
MS24585-77	MS24585-1077	MS24585-2077	MS24585-C77			22.35	14.50			6.71	13.41	5.87	BF	BG	BF	BG
MS24585-78	MS24585-1078	MS24585-2078	MS24585-C78			23.88	15.50			7.16	14.22	5.48	BF	BG	BF	BG
MS24585-79	MS24585-1079	MS24585-2079	MS24585-C79			25.40	16.50			7.62	15.04	5.15	BF	BG	BF	BG
MS24585-80	MS24585-1080		MS24585-C80	6.10	0.56	9.65	2.75	1.79	10.65	4.93	2.64	2.15	BF	BG		BG
MS24585-81	MS24585-1081		MS24585-C81			11.18	3.50			6.27	3.07	1.70	BF	BG		BG
MS24585-82	MS24585-1082		MS24585-C82			12.70	4.00			7.16	3.35	1.49	BF	BG		BG
MS24585-83	MS24585-1083		MS24585-C83			14.22	4.50			8.08	3.63	1.31	BF	BG		BG
MS24585-84	MS24585-1084		MS24585-C84			15.75	5.00			8.97	3.91	1.19	BF	BG		BG
MS24585-85	MS24585-1085		MS24585-C85			17.53	5.50			9.86	4.19	1.09	BF	BG		BG
MS24585-86	MS24585-1086		MS24585-C86			19.05	6.00			10.74	4.47	0.98	BF	BG		BG
MS24585-87	MS24585-1087		MS24585-C87			20.57	6.50			11.63	4.75	0.91	BF	BG		BG
MS24585-88	MS24585-1088	MS24585-2088	MS24585-C88		0.66	9.65	3.00	1.40	17.11	4.19	3.30	4.08	BF	BG	BF	BG
MS24585-89	MS24585-1089	MS24585-2089	MS24585-C89			11.18	3.50			4.90	3.63	3.49	BF	BG	BF	BG
MS24585-90	MS24585-1090	MS24585-2090	MS24585-C90			12.70	4.00			5.61	3.96	3.05	BF	BG	BF	BG
MS24585-91	MS24585-1091	MS24585-2091	MS24585-C91			14.22	4.75			6.65	4.45	2.57	BF	BG	BF	BG
MS24585-92	MS24585-1092	MS24585-2092	MS24585-C92			15.75	5.50			7.70	4.95	2.22	BF	BG	BF	BG
MS24585-93	MS24585-1093	MS24585-2093	MS24585-C93			17.53	6.25			8.76	5.44	1.94	BF	BG	BF	BG
MS24585-94	MS24585-1094	MS24585-2094	MS24585-C94			19.05	7.00			9.80	5.94	1.75	BF	BG	BF	BG
MS24585-95	MS24585-1095	MS24585-2095	MS24585-C95			20.57	7.50			10.52	6.27	1.63	BG	BH	BG	BH
MS24585-96	MS24585-1096	MS24585-2096	MS24585-C96			22.35	8.25			11.56	6.76	1.47	BG	BH	BG	BH
MS24585-97	MS24585-1097		MS24585-C97		0.81	7.87	2.75	1.00	30.66	2.74	3.86	11.17	BF	BG		BG
MS24585-98	MS24585-1098		MS24585-C98			9.65	3.25			3.25	4.27	9.42	BF	BG		BG
MS24585-99	MS24585-1099		MS24585-C99			11.18	4.00			4.01	4.88	7.57	BF	BG		BG
MS24585-100	MS24585-1100		MS24585-C100			12.70	4.75			4.75	5.49	6.44	BF	BG		BG
MS24585-101	MS24585-1101		MS24585-C101			14.22	5.50			5.49	6.10	5.59	BF	BG		BG
MS24585-102	MS24585-1102		MS24585-C102			15.75	6.25			6.25	6.71	4.90	BF	BG		BG
MS24585-103	MS24585-1103		MS24585-C103			17.53	7.00			7.01	7.32	4.38	BF	BG		BG
MS24585-104	MS24585-1104		MS24585-C104			19.05	8.00			8.00	8.13	3.84	BF	BG		BG
MS24585-105	MS24585-1105		MS24585-C105			20.57	8.75			8.74	8.74	3.50	BG	BH		BH
MS24585-106	MS24585-1106		MS24585-C106			22.35	9.50			9.50	9.35	3.22	BG	BH		BH
MS24585-107	MS24585-1107		MS24585-C107			23.88	10.25			10.24	9.96	2.99	BG	BH		BH
MS24585-108	MS24585-1108		MS24585-C108			25.40	11.00			11.00	10.57	2.78	BG	BH		BH
MS24585-109	MS24585-1109	MS24585-2109	MS24585-C109		0.97	7.87	3.00	0.74	49.20	2.21	4.83	22.26	BF	BG	BF	BG
MS24585-110	MS24585-1110	MS24585-2110	MS24585-C110			9.65	3.75			2.77	5.54	17.78	BF	BG	BF	BG
MS24585-111	MS24585-1111	MS24585-2111	MS24585-C111			11.18	4.50			3.33	6.27	14.78	BF	BG	BF	BG
MS24585-112	MS24585-1112	MS24585-2112	MS24585-C112			12.70	5.25			3.89	6.99	12.66	BF	BG	BF	BG
MS24585-113	MS24585-1113	MS24585-2113	MS24585-C113			14.22	6.00			4.45	7.72	11.07	BF	BG	BF	BG
MS24585-114	MS24585-1114	MS24585-2114	MS24585-C114			15.75	6.75			4.98	8.43	9.88	BF	BG	BF	BG
MS24585-115	MS24585-1115	MS24585-2115	MS24585-C115			17.53	7.50			5.54	9.17	8.88	BF	BG	BF	BG
MS24585-116	MS24585-1116	MS24585-2116	MS24585-C116			19.05	8.25			6.10	9.88	8.07	BF	BG	BF	BG
MS24585-117	MS24585-1117	MS24585-2117	MS24585-C117			20.57	9.00			6.65	10.62	7.39	BG	BH	BG	BH
MS24585-118	MS24585-1118	MS24585-2118	MS24585-C118			22.35	10.00			7.39	11.58	6.66	BG	BH	BG	BH
MS24585-119	MS24585-1119	MS24585-2119	MS24585-C119			23.88	11.00			8.13	12.55	6.06	BG	BH	BG	BH
MS24585-120	MS24585-1120	MS24585-2120	MS24585-C120			25.40	11.75			8.69	13.26	5.66	BG	BH	BG	BH

● Ends are Ground. (MS24585)

LEE STOCK NUMBER				OD	WD	FREE LENGTH	ACTIVE COILS	DEFLECTION PER COIL	LOAD	DEFLECTION	SOLID HEIGHT	RATE	PRICE GROUP			
MUSIC WIRE			STAINLESS STEEL													
UNPLATED (U)	CAD. PLATE (C)	ZINC PLATE (Z)	PASSIVATED (S)	MM	MM	MM		MM	N	MM	MM	N/MM	U	C	Z	S
MS24585-121	MS24585-1121	MS24585-2121	MS24585-C121	6.10	0.97	28.45	13.25	0.74	49.20	9.78	14.71	5.03	BG	BH	BG	BH
MS24585-122	MS24585-1122	MS24585-2122	MS24585-C122			31.75	14.75			10.90	16.15	4.52	BG	BH	BG	BH
MS24585-123	MS24585-1123	MS24585-2123	MS24585-C123			35.05	16.25			12.01	17.60	4.10	BG	BH	BG	BH
MS24585-124	MS24585-1124	MS24585-2124	MS24585-C124			38.10	17.75			13.11	19.05	3.75	BG	BH	BG	BH
MS24585-125	MS24585-1125		MS24585-C125		1.07	9.65	3.50	0.61	64.01	2.13	5.87	30.00	BF	BG		BG
MS24585-126	MS24585-1126		MS24585-C126			11.18	4.50			2.72	6.93	23.56	BF	BG		BG
MS24585-127	MS24585-1127		MS24585-C127			12.70	5.25			3.18	7.72	20.16	BF	BG		BG
MS24585-128	MS24585-1128		MS24585-C128			14.22	6.00			3.63	8.53	17.62	BF	BG		BG
MS24585-129	MS24585-1129		MS24585-C129			15.75	6.75			4.09	9.32	15.66	BF	BG		BG
MS24585-130	MS24585-1130		MS24585-C130			17.53	7.50			4.55	10.13	14.08	BF	BG		BG
MS24585-131	MS24585-1131		MS24585-C131			19.05	8.50			5.16	11.20	12.42	BF	BG		BG
MS24585-132	MS24585-1132		MS24585-C132			20.57	9.25			5.61	11.99	11.40	BG	BH		BH
MS24585-133	MS24585-1133		MS24585-C133			22.35	10.00			6.07	12.80	10.54	BG	BH		BH
MS24585-134	MS24585-1134		MS24585-C134			23.88	11.00			6.68	13.87	9.58	BG	BH		BH
MS24585-135	MS24585-1135		MS24585-C135			25.40	11.75			7.14	14.66	8.97	BG	BH		BH
MS24585-136	MS24585-1136		MS24585-C136			28.45	13.25			8.05	16.26	7.95	BG	BH		BH
MS24585-137	MS24585-1137		MS24585-C137			31.75	14.75			8.94	17.86	7.16	BG	BH		BH
MS24585-138	MS24585-1138		MS24585-C138			35.05	16.50			10.01	19.74	6.39	BG	BH		BH
MS24585-139	MS24585-1139		MS24585-C139			38.10	18.50			11.23	21.87	5.69	BG	BH		BH
MS24585-140	MS24585-1140	MS24585-2140	MS24585-C140	7.62	0.56	12.70	2.50	3.00	8.59	7.49	2.51	1.16	BF	BG	BF	BG
MS24585-141	MS24585-1141	MS24585-2141	MS24585-C141			14.22	2.75			8.26	2.64	1.03	BF	BG	BF	BG
MS24585-142	MS24585-1142	MS24585-2142	MS24585-C142			15.75	3.25			9.73	2.92	0.88	BF	BG	BF	BG
MS24585-143	MS24585-1143	MS24585-2143	MS24585-C143			17.53	3.50			10.49	3.07	0.82	BF	BG	BF	BG
MS24585-144	MS24585-1144	MS24585-2144	MS24585-C144			19.05	4.00			11.99	3.35	0.72	BF	BG	BF	BG
MS24585-145	MS24585-1145	MS24585-2145	MS24585-C145			20.57	4.25			12.73	3.48	0.67	BF	BG	BF	BG
MS24585-146	MS24585-1146	MS24585-2146	MS24585-C146			22.35	4.50			13.49	3.63	0.63	BF	BG	BF	BG
MS24585-147	MS24585-1147		MS24585-C147		0.66	11.18	2.50	2.38	13.89	5.94	2.97	2.33	BF	BG		BG
MS24585-148	MS24585-1148		MS24585-C148			12.70	3.00			7.14	3.30	1.94	BF	BG		BG
MS24585-149	MS24585-1149		MS24585-C149			14.22	3.25			7.72	3.45	1.80	BF	BG		BG
MS24585-150	MS24585-1150		MS24585-C150			15.75	3.75			8.92	3.78	1.56	BF	BG		BG
MS24585-151	MS24585-1151		MS24585-C151			17.53	4.25			10.11	4.11	1.37	BF	BG		BG
MS24585-152	MS24585-1152		MS24585-C152			19.05	4.50			10.72	4.29	1.30	BF	BG		BG
MS24585-153	MS24585-1153		MS24585-C153			20.57	5.00			11.89	4.62	1.17	BF	BG		BG
MS24585-154	MS24585-1154		MS24585-C154			22.35	5.50			13.08	4.95	1.07	BF	BG		BG
MS24585-155	MS24585-1155		MS24585-C155			23.88	6.00			14.27	5.28	0.96	BF	BG		BG
MS24585-156	MS24585-1156		MS24585-C156			25.40	6.50			15.47	5.61	0.89	BF	BG		BG
MS24585-157	MS24585-1157	MS24585-2157	MS24585-C157		0.81	11.18	3.00	1.74	24.88	5.21	4.06	4.78	BF	BG	BF	BG
MS24585-158	MS24585-1158	MS24585-2158	MS24585-C158			12.70	3.50			6.02	4.47	4.13	BF	BG	BF	BG
MS24585-159	MS24585-1159	MS24585-2159	MS24585-C159			14.22	4.00			6.96	4.88	3.57	BF	BG	BF	BG
MS24585-160	MS24585-1160	MS24585-2160	MS24585-C160			15.75	4.50			7.82	5.28	3.19	BF	BG	BF	BG
MS24585-161	MS24585-1161	MS24585-2161	MS24585-C161			17.53	5.00			8.69	5.69	2.85	BF	BG	BF	BG
MS24585-162	MS24585-1162	MS24585-2162	MS24585-C162			19.05	5.50			9.55	6.10	2.61	BF	BG	BF	BG
MS24585-163	MS24585-1163	MS24585-2163	MS24585-C163			20.57	6.00			10.41	6.50	2.38	BF	BG	BF	BG
MS24585-164	MS24585-1164	MS24585-2164	MS24585-C164			22.35	6.50			11.30	6.91	2.21	BF	BG	BF	BG
MS24585-165	MS24585-1165	MS24585-2165	MS24585-C165			23.88	7.25			12.60	7.52	1.98	BF	BG	BF	BG
MS24585-166	MS24585-1166	MS24585-2166	MS24585-C166			25.40	7.75			13.46	7.92	1.86	BF	BG	BF	BG
MS24585-167	MS24585-1167		MS24585-C167		0.97	9.65	2.50	1.32	40.23	3.30	4.34	12.19	BF	BG		BG
MS24585-168	MS24585-1168		MS24585-C168			11.18	3.25			4.29	5.05	9.37	BF	BG		BG
MS24585-169	MS24585-1169		MS24585-C169			12.70	3.75			4.95	5.54	8.13	BF	BG		BG
MS24585-170	MS24585-1170		MS24585-C170			14.22	4.50			5.92	6.27	6.80	BF	BG		BG
MS24585-171	MS24585-1171		MS24585-C171			15.75	5.00			6.58	6.76	6.11	BF	BG		BG
MS24585-172	MS24585-1172		MS24585-C172			17.53	5.75			7.57	7.47	5.31	BF	BG		BG
MS24585-173	MS24585-1173		MS24585-C173			19.05	6.25			8.23	7.95	4.89	BF	BG		BG
MS24585-174	MS24585-1174		MS24585-C174			20.57	6.75			8.89	8.43	4.52	BF	BG		BG
MS24585-175	MS24585-1175		MS24585-C175			22.35	7.50			9.88	9.17	4.06	BF	BG		BG
MS24585-176	MS24585-1176		MS24585-C176			23.88	8.00			10.54	9.65	3.82	BF	BG		BG
MS24585-177	MS24585-1177		MS24585-C177			25.40	8.50			11.20	10.13	3.59	BF	BG		BG
MS24585-178	MS24585-1178		MS24585-C178			28.45	9.50			12.52	11.10	3.20	BF	BG		BG
MS24585-179	MS24585-1179		MS24585-C179			31.75	10.50			13.84	12.07	2.91	BF	BG		BG
MS24585-180	MS24585-1180		MS24585-C180			35.05	11.50			15.16	13.03	2.64	BF	BG		BG

Ends are Ground. (MS24585)

LEE STOCK NUMBER				OD	WD	FREE LENGTH	ACTIVE COILS	DEFLECTION PER COIL	LOAD	DEFLECTION	SOLID HEIGHT	RATE	PRICE GROUP			
MUSIC WIRE			STAINLESS STEEL													
UNPLATED (U)	CAD. PLATE (C)	ZINC PLATE (Z)	PASSIVATED (S)	MM	MM	MM		MM	N	MM	MM	N/MM	U	C	Z	S
MS24585-181	MS24585-1181		MS24585-C181	7.62	0.97	38.10	12.50	1.32	40.23	16.46	14.00	2.43	BF	BG		BG
MS24585-182	MS24585-1182	MS24585-2182	MS24585-C182		1.07	9.65	2.50	1.11	52.53	2.77	4.80	18.97	BF	BG	BF	BG
MS24585-183	MS24585-1183	MS24585-2183	MS24585-C183			11.18	3.00			3.30	5.33	15.90	BF	BG	BF	BG
MS24585-184	MS24585-1184	MS24585-2184	MS24585-C184			12.70	3.75			4.24	6.12	12.38	BF	BG	BF	BG
MS24585-185	MS24585-1185	MS24585-2185	MS24585-C185			14.22	4.50			4.98	6.93	10.54	BF	BG	BF	BG
MS24585-186	MS24585-1186	MS24585-2186	MS24585-C186			15.75	5.25			5.82	7.72	9.04	BF	BG	BF	BG
MS24585-187	MS24585-1187	MS24585-2187	MS24585-C187			17.53	6.00			6.65	8.53	7.90	BF	BG	BF	BG
MS24585-188	MS24585-1188	MS24585-2188	MS24585-C188			19.05	6.50			7.19	9.07	7.30	BF	BG	BF	BG
MS24585-189	MS24585-1189	MS24585-2189	MS24585-C189			20.57	7.25			8.03	9.86	6.55	BF	BG	BF	BG
MS24585-190	MS24585-1190	MS24585-2190	MS24585-C190			22.35	8.00			8.86	10.67	5.92	BF	BG	BF	BG
MS24585-191	MS24585-1191	MS24585-2191	MS24585-C191			23.88	8.50			9.40	11.20	5.59	BF	BG	BF	BG
MS24585-192	MS24585-1192	MS24585-2192	MS24585-C192			25.40	9.00			9.96	11.73	5.27	BF	BG	BF	BG
MS24585-193	MS24585-1193	MS24585-2193	MS24585-C193			28.45	10.00			11.07	12.80	4.75	BF	BG	BF	BG
MS24585-194	MS24585-1194	MS24585-2194	MS24585-C194			31.75	11.25			12.45	14.12	4.22	BF	BG	BF	BG
MS24585-195	MS24585-1195	MS24585-2195	MS24585-C195			35.05	12.50			13.84	15.47	3.80	BF	BG	BF	BG
MS24585-196	MS24585-1196	MS24585-2196	MS24585-C196			38.10	13.75			15.21	16.79	3.45	BF	BG	BF	BG
MS24585-197	MS24585-1197		MS24585-C197		1.14	9.65	2.50	0.98	63.43	2.44	5.13	26.01	BF	BG		BG
MS24585-198	MS24585-1198		MS24585-C198			11.18	3.25			3.18	5.99	19.98	BF	BG		BG
MS24585-199	MS24585-1199		MS24585-C199			12.70	4.00			3.91	6.86	16.22	BF	BG		BG
MS24585-200	MS24585-1200		MS24585-C200			14.22	4.75			4.62	7.72	13.71	BF	BG		BG
MS24585-201	MS24585-1201		MS24585-C201			15.75	5.50			5.36	8.56	11.84	BF	BG		BG
MS24585-202	MS24585-1202		MS24585-C202			17.53	6.00			5.84	9.14	10.86	BF	BG		BG
MS24585-203	MS24585-1203		MS24585-C203			19.05	6.75			6.58	10.01	9.63	BF	BG		BG
MS24585-204	MS24585-1204		MS24585-C204			20.57	7.25			7.06	10.57	8.98	BF	BG		BG
MS24585-205	MS24585-1205		MS24585-C205			22.35	8.00			7.80	11.43	8.13	BF	BG		BG
MS24585-206	MS24585-1206		MS24585-C206			23.88	8.75			8.53	12.29	7.43	BF	BG		BG
MS24585-207	MS24585-1207		MS24585-C207			25.40	9.25			9.02	12.85	7.04	BF	BG		BG
MS24585-208	MS24585-1208		MS24585-C208			28.45	10.25			10.01	14.00	6.34	BF	BG		BG
MS24585-209	MS24585-1209		MS24585-C209			31.75	11.50			11.20	15.42	5.66	BF	BG		BG
MS24585-210	MS24585-1210		MS24585-C210			35.05	12.75			12.45	16.87	5.10	BF	BG		BG
MS24585-211	MS24585-1211		MS24585-C211			38.10	14.00			13.67	18.29	4.64	BF	BG		BG
MS24585-212	MS24585-1212	MS24585-2212	MS24585-C212	9.14	0.56	12.70	2.00	4.53	7.22	9.04	2.24	0.79	BF	BG	BF	BG
MS24585-213	MS24585-1213	MS24585-2213	MS24585-C213			15.75	2.25			10.19	2.36	0.70	BF	BG	BF	BG
MS24585-214	MS24585-1214	MS24585-2214	MS24585-C214			17.53	2.50			11.30	2.51	0.63	BF	BG	BF	BG
MS24585-215	MS24585-1215	MS24585-2215	MS24585-C215			19.05	2.75			12.45	2.64	0.58	BF	BG	BF	BG
MS24585-216	MS24585-1216	MS24585-2216	MS24585-C216			20.57	3.00			13.59	2.79	0.53	BF	BG	BF	BG
MS24585-217	MS24585-1217	MS24585-2217	MS24585-C217			22.35	3.25			14.71	2.92	0.49	BF	BG	BF	BG
MS24585-218	MS24585-1218	MS24585-2218	MS24585-C218			23.88	3.50			15.85	3.07	0.46	BF	BG	BF	BG
MS24585-219	MS24585-1219	MS24585-2219	MS24585-C219			25.40	3.75			16.97	3.20	0.42	BF	BG	BF	BG
MS24585-220	MS24585-1220		MS24585-C220		0.66	12.70	2.00	3.62	11.66	7.24	2.64	1.61	BF	BG		BG
MS24585-221	MS24585-1221		MS24585-C221			14.22	2.25			8.15	2.79	1.44	BF	BG		BG
MS24585-222	MS24585-1222		MS24585-C222			15.75	2.50			9.04	2.97	1.30	BF	BG		BG
MS24585-223	MS24585-1223		MS24585-C223			17.53	2.75			9.96	3.12	1.17	BF	BG		BG
MS24585-224	MS24585-1224		MS24585-C224			19.05	3.00			10.85	3.30	1.07	BF	BG		BG
MS24585-225	MS24585-1225		MS24585-C225			20.57	3.25			11.76	3.45	1.00	BF	BG		BG
MS24585-226	MS24585-1226		MS24585-C226			22.35	3.75			13.56	3.78	0.86	BF	BG		BG
MS24585-227	MS24585-1227		MS24585-C227			23.88	4.00			14.48	3.96	0.81	BF	BG		BG
MS24585-228	MS24585-1228		MS24585-C228			25.40	4.50			16.28	4.29	0.72	BF	BG		BG
MS24585-229	MS24585-1229		MS24585-C229			28.45	4.75			17.20	4.45	0.68	BF	BG		BG
MS24585-230	MS24585-1230	MS24585-2230	MS24585-C230		0.81	12.70	2.50	2.68	20.99	6.68	3.66	3.13	BF	BG	BF	BG
MS24585-231	MS24585-1231	MS24585-2231	MS24585-C231			14.22	2.75			7.37	3.86	2.85	BF	BG	BF	BG
MS24585-232	MS24585-1232	MS24585-2232	MS24585-C232			15.75	3.00			8.03	4.06	2.61	BF	BG	BF	BG
MS24585-233	MS24585-1233	MS24585-2233	MS24585-C233			17.53	3.50			9.37	4.47	2.24	BF	BG	BF	BG
MS24585-234	MS24585-1234	MS24585-2234	MS24585-C234			19.05	3.75			10.03	4.67	2.08	BF	BG	BF	BG
MS24585-235	MS24585-1235	MS24585-2235	MS24585-C235			20.57	4.00			10.72	4.88	1.96	BF	BG	BF	BG
MS24585-236	MS24585-1236	MS24585-2236	MS24585-C236			22.35	4.50			12.04	5.28	1.73	BF	BG	BF	BG
MS24585-237	MS24585-1237	MS24585-2237	MS24585-C237			23.88	4.75			12.73	5.49	1.65	BF	BG	BF	BG
MS24585-238	MS24585-1238	MS24585-2238	MS24585-C238			25.40	5.25			14.05	5.89	1.49	BF	BG	BF	BG
MS24585-239	MS24585-1239	MS24585-2239	MS24585-C239			28.45	6.00			16.05	6.50	1.31	BF	BG	BF	BG
MS24585-240	MS24585-1240	MS24585-2240	MS24585-C240			35.05	7.50			20.07	7.72	1.05	BF	BG	BF	BG

● Ends are Ground. (MS24585)

LEE STOCK NUMBER				OD	WD	FREE LENGTH	ACTIVE COILS	DEFLECTION PER COIL	LOAD	DEFLECTION	SOLID HEIGHT	RATE	PRICE GROUP			
MUSIC WIRE			STAINLESS STEEL													
UNPLATED (U)	CAD. PLATE (C)	ZINC PLATE (Z)	PASSIVATED (S)	MM	MM	MM		MM	N	MM	MM	N/MM	U	C	Z	S
MS24585-241	MS24585-1241	MS24585-2241	MS24585-C241	9.14	0.81	38.10	8.25	2.68	20.99	22.07	8.33	0.95	BF	BG	BF	BG
MS24585-242	MS24585-1242		MS24585-C242		0.97	11.18	2.50	2.07	33.94	5.18	4.34	6.55	BF	BG		BG
MS24585-243	MS24585-1243		MS24585-C243			12.70	2.75			5.69	4.57	5.97	BF	BG		BG
MS24585-244	MS24585-1244		MS24585-C244			14.22	3.25			6.73	5.05	5.04	BF	BG		BG
MS24585-245	MS24585-1245		MS24585-C245			15.75	3.75			7.77	5.54	4.36	BF	BG		BG
MS24585-246	MS24585-1246		MS24585-C246			17.53	4.25			8.79	6.02	3.87	BF	BG		BG
MS24585-247	MS24585-1247		MS24585-C247			19.05	4.50			9.32	6.27	3.64	BF	BG		BG
MS24585-248	MS24585-1248		MS24585-C248			20.57	5.00			10.34	6.76	3.27	BF	BG		BG
MS24585-249	MS24585-1249		MS24585-C249			22.35	5.50			11.38	7.24	2.98	BF	BG		BG
MS24585-250	MS24585-1250		MS24585-C250			23.88	6.00			12.42	7.72	2.73	BF	BG		BG
MS24585-251	MS24585-1251		MS24585-C251			25.40	6.25			12.93	7.95	2.63	BF	BG		BG
MS24585-252	MS24585-1252		MS24585-C252			28.45	7.25			15.01	8.92	2.26	BF	BG		BG
MS24585-253	MS24585-1253		MS24585-C253			31.75	8.00			16.56	9.65	2.05	BF	BG		BG
MS24585-254	MS24585-1254		MS24585-C254			35.05	9.00			18.62	10.62	1.82	BF	BG		BG
MS24585-255	MS24585-1255		MS24585-C255			38.10	9.75			20.19	11.33	1.68	BF	BG		BG
MS24585-256	MS24585-1256		MS24585-C256		1.07	11.18	2.50	1.76	44.48	4.37	4.80	10.18	BF	BG		BG
MS24585-257	MS24585-1257		MS24585-C257			12.70	3.00			5.26	5.33	8.46	BF	BG		BG
MS24585-258	MS24585-1258		MS24585-C258			14.22	3.50			6.15	5.87	7.23	BF	BG		BG
MS24585-259	MS24585-1259		MS24585-C259			15.75	3.75			6.58	6.12	6.76	BF	BG		BG
MS24585-260	MS24585-1260		MS24585-C260			17.53	4.25			7.47	6.65	5.95	BF	BG		BG
MS24585-261	MS24585-1261		MS24585-C261			19.05	4.75			8.33	7.19	5.34	BF	BG		BG
MS24585-262	MS24585-1262		MS24585-C262			20.57	5.25			9.22	7.72	4.82	BF	BG		BG
MS24585-263	MS24585-1263		MS24585-C263			22.35	5.75			10.08	8.26	4.41	BF	BG		BG
MS24585-264	MS24585-1264		MS24585-C264			23.88	6.25			10.97	8.79	4.05	BF	BG		BG
MS24585-265	MS24585-1265		MS24585-C265			25.40	6.75			11.84	9.32	3.77	BF	BG		BG
MS24585-266	MS24585-1266		MS24585-C266			28.45	7.75			13.59	10.39	3.27	BF	BG		BG
MS24585-267	MS24585-1267		MS24585-C267			31.75	8.50			14.91	11.20	2.98	BF	BG		BG
MS24585-268	MS24585-1268		MS24585-C268			35.05	9.25			16.23	11.99	2.73	BF	BG		BG
MS24585-269	MS24585-1269		MS24585-C269			38.10	10.00			17.55	12.80	2.54	BF	BG		BG
MS24585-270	MS24585-1270	MS24585-2270	MS24585-C270		1.14	11.18	2.50	1.56	53.78	3.89	5.13	13.84	BF	BG	BF	BG
MS24585-271	MS24585-1271	MS24585-2271	MS24585-C271			12.70	3.00			4.67	5.72	11.51	BF	BG	BF	BG
MS24585-272	MS24585-1272	MS24585-2272	MS24585-C272			14.22	3.50			5.46	6.27	9.84	BF	BG	BF	BG
MS24585-273	MS24585-1273	MS24585-2273	MS24585-C273			15.75	4.00			6.25	6.86	8.60	BF	BG	BF	BG
MS24585-274	MS24585-1274	MS24585-2274	MS24585-C274			17.53	4.50			7.01	7.42	7.67	BF	BG	BF	BG
MS24585-275	MS24585-1275	MS24585-2275	MS24585-C275			19.05	5.00			7.80	8.00	6.90	BF	BG	BF	BG
MS24585-276	MS24585-1276	MS24585-2276	MS24585-C276			20.57	5.50			8.59	8.56	6.27	BF	BG	BF	BG
MS24585-277	MS24585-1277	MS24585-2277	MS24585-C277			22.35	6.00			9.35	9.14	5.74	BF	BG	BF	BG
MS24585-278	MS24585-1278	MS24585-2278	MS24585-C278			23.88	6.50			10.13	9.70	5.31	BF	BG	BF	BG
MS24585-279	MS24585-1279	MS24585-2279	MS24585-C279			25.40	7.00			10.92	10.29	4.92	BF	BG	BF	BG
MS24585-280	MS24585-1280	MS24585-2280	MS24585-C280			28.45	8.00			12.47	11.43	4.31	BF	BG	BF	BG
MS24585-281	MS24585-1281	MS24585-2281	MS24585-C281			31.75	9.00			14.02	12.57	3.84	BF	BG	BF	BG
MS24585-282	MS24585-1282	MS24585-2282	MS24585-C282			35.05	10.00			15.60	13.72	3.45	BF	BG	BF	BG
MS24585-283	MS24585-1283	MS24585-2283	MS24585-C283			38.10	11.00			17.15	14.86	3.13	BF	BG	BF	BG
MS24585-284	MS24585-1284	MS24585-2284	MS24585-C284	11.43	0.97	15.75	2.50	3.50	27.43	8.74	4.34	3.13	BF	BG	BF	BG
MS24585-285	MS24585-1285	MS24585-2285	MS24585-C285			17.53	2.75			9.63	4.57	2.85	BF	BG	BF	BG
MS24585-286	MS24585-1286	MS24585-2286	MS24585-C286			19.05	3.00			10.49	4.83	2.61	BF	BG	BF	BG
MS24585-287	MS24585-1287	MS24585-2287	MS24585-C287			20.57	3.25			11.38	5.05	2.42	BF	BG	BF	BG
MS24585-288	MS24585-1288	MS24585-2288	MS24585-C288			22.35	3.50			12.24	5.31	2.24	BF	BG	BF	BG
MS24585-289	MS24585-1289	MS24585-2289	MS24585-C289			23.88	3.75			13.13	5.54	2.08	BF	BG	BF	BG
MS24585-290	MS24585-1290	MS24585-2290	MS24585-C290			25.40	4.00			14.00	5.79	1.96	BF	BG	BF	BG
MS24585-291	MS24585-1291	MS24585-2291	MS24585-C291			28.45	4.75			16.61	6.50	1.65	BF	BG	BF	BG
MS24585-292	MS24585-1292	MS24585-2292	MS24585-C292			31.75	5.25			18.36	6.99	1.49	BF	BG	BF	BG
MS24585-293	MS24585-1293	MS24585-2293	MS24585-C293			35.05	5.75			20.12	7.47	1.37	BF	BG	BF	BG
MS24585-294	MS24585-1294	MS24585-2294	MS24585-C294			38.10	6.50			22.76	8.20	1.21	BF	BG	BF	BG
MS24585-295	MS24585-1295		MS24585-C295		1.07	15.75	2.50	3.00	36.19	7.52	4.80	4.82	BF	BG		BG
MS24585-296	MS24585-1296		MS24585-C296			17.53	3.00			8.99	5.33	4.03	BF	BG		BG
MS24585-297	MS24585-1297		MS24585-C297			19.05	3.25			9.75	5.59	3.71	BF	BG		BG
MS24585-298	MS24585-1298		MS24585-C298			20.57	3.50			10.52	5.87	3.43	BF	BG		BG
MS24585-299	MS24585-1299		MS24585-C299			22.35	4.00			12.01	6.40	3.01	BF	BG		BG
MS24585-300	MS24585-1300		MS24585-C300			23.88	4.25			12.78	6.65	2.84	BF	BG		BG

Ends are Ground. (MS24585)

LEE STOCK NUMBER				OD	WD	FREE LENGTH	ACTIVE COILS	DEFLECTION PER COIL	LOAD	DEFLECTION	SOLID HEIGHT	RATE	PRICE GROUP			
MUSIC WIRE			STAINLESS STEEL													
UNPLATED (U)	CAD. PLATE (C)	ZINC PLATE (Z)	PASSIVATED (S)	MM	MM	MM		MM	N	MM	MM	N/MM	U	C	Z	S
MS24585-301	MS24585-1301		MS24585-C301	11.43	1.07	25.40	4.50	3.00	36.19	13.51	6.93	2.68	BF	BG		BG
MS24585-302	MS24585-1302		MS24585-C302			28.45	5.00			15.01	7.47	2.40	BG	BH		BH
MS24585-303	MS24585-1303		MS24585-C303			31.75	5.75			17.27	8.26	2.10	BG	BH		BH
MS24585-304	MS24585-1304		MS24585-C304			35.05	6.50			19.53	9.07	1.86	BG	BH		BH
MS24585-305	MS24585-1305		MS24585-C305			38.10	7.25			21.79	9.86	1.66	BG	BH		BH
MS24585-306	MS24585-1306	MS24585-2306	MS24585-C306		1.14	14.22	2.50	2.68	43.53	6.71	5.13	6.50	BF	BG	BF	BG
MS24585-307	MS24585-1307	MS24585-2307	MS24585-C307			15.75	2.75			7.39	5.44	5.88	BF	BG	BF	BG
MS24585-308	MS24585-1308	MS24585-2308	MS24585-C308			17.53	3.25			8.71	5.99	4.99	BF	BG	BF	BG
MS24585-309	MS24585-1309	MS24585-2309	MS24585-C309			19.05	3.50			9.40	6.27	4.62	BF	BG	BF	BG
MS24585-310	MS24585-1310	MS24585-2310	MS24585-C310			20.57	3.75			10.06	6.58	4.33	BF	BG	BF	BG
MS24585-311	MS24585-1311	MS24585-2311	MS24585-C311			22.35	4.25			11.40	7.14	3.80	BF	BG	BF	BG
MS24585-312	MS24585-1312	MS24585-2312	MS24585-C312			23.88	4.50			12.09	7.42	3.59	BF	BG	BF	BG
MS24585-313	MS24585-1313	MS24585-2313	MS24585-C313			25.40	4.75			12.75	7.72	3.42	BF	BG	BF	BG
MS24585-314	MS24585-1314	MS24585-2314	MS24585-C314			28.45	5.50			14.76	8.56	2.94	BG	BH	BG	BH
MS24585-315	MS24585-1315	MS24585-2315	MS24585-C315			31.75	6.00			16.10	9.14	2.70	BG	BH	BG	BH
MS24585-316	MS24585-1316	MS24585-2316	MS24585-C316			35.05	6.75			18.11	10.01	2.40	BG	BH	BG	BH
MS24585-317	MS24585-1317	MS24585-2317	MS24585-C317			38.10	7.50			20.14	10.85	2.15	BG	BH	BG	BH
MS24585-318	MS24585-1318		MS24585-C318		1.40	12.70	2.50	1.94	75.71	4.85	6.27	15.60	BF	BG		BG
MS24585-319	MS24585-1319		MS24585-C319			14.22	2.75			5.33	6.63	14.19	BF	BG		BG
MS24585-320	MS24585-1320		MS24585-C320			15.75	3.25			6.30	7.34	12.01	BF	BG		BG
MS24585-321	MS24585-1321		MS24585-C321			17.53	3.75			7.26	8.03	10.42	BF	BG		BG
MS24585-322	MS24585-1322		MS24585-C322			19.05	4.00			7.77	8.38	9.74	BF	BG		BG
MS24585-323	MS24585-1323		MS24585-C323			20.57	4.25			8.26	8.74	9.18	BF	BG		BG
MS24585-324	MS24585-1324		MS24585-C324			22.35	4.75			9.22	9.42	8.21	BF	BG		BG
MS24585-325	MS24585-1325		MS24585-C325			23.88	5.25			10.19	10.13	7.43	BF	BG		BG
MS24585-326	MS24585-1326		MS24585-C326			25.40	5.75			11.15	10.82	6.80	BF	BG		BG
MS24585-327	MS24585-1327		MS24585-C327			28.45	6.50			12.62	11.86	5.99	BG	BH		BH
MS24585-328	MS24585-1328		MS24585-C328			31.75	7.25			14.07	12.93	5.38	BG	BH		BH
MS24585-329	MS24585-1329		MS24585-C329			35.05	8.00			15.52	13.97	4.87	BG	BH		BH
MS24585-330	MS24585-1330		MS24585-C330			38.10	8.75			16.97	15.01	4.47	BG	BH		BH
MS24585-331	MS24585-1331		MS24585-C331	12.70	0.97	15.75	2.00	4.46	24.80	8.92	3.86	2.78	BF	BG		BG
MS24585-332	MS24585-1332		MS24585-C332			17.53	2.25			10.03	4.09	2.47	BF	BG		BG
MS24585-333	MS24585-1333		MS24585-C333			19.05	2.50			11.15	4.34	2.22	BF	BG		BG
MS24585-334	MS24585-1334		MS24585-C334			20.57	2.75			12.27	4.57	2.01	BF	BG		BG
MS24585-335	MS24585-1335		MS24585-C335			22.35	3.00			13.39	4.83	1.86	BF	BG		BG
MS24585-336	MS24585-1336		MS24585-C336			23.88	3.25			14.50	5.05	1.72	BF	BG		BG
MS24585-337	MS24585-1337		MS24585-C337			25.40	3.50			15.60	5.31	1.59	BF	BG		BG
MS24585-338	MS24585-1338		MS24585-C338			28.45	3.75			16.74	5.54	1.49	BG	BH		BH
MS24585-339	MS24585-1339		MS24585-C339			31.75	4.25			18.97	6.02	1.31	BG	BH		BH
MS24585-340	MS24585-1340		MS24585-C340			35.05	4.75			21.18	6.50	1.17	BG	BH		BH
MS24585-341	MS24585-1341		MS24585-C341			38.10	5.25			23.42	6.99	1.05	BG	BH		BH
MS24585-342	MS24585-1342		MS24585-C342		1.07	14.22	2.00	3.84	32.63	7.67	4.27	4.26	BF	BG		BG
MS24585-343	MS24585-1343		MS24585-C343			15.75	2.25			8.64	4.52	3.78	BF	BG		BG
MS24585-344	MS24585-1344		MS24585-C344			17.53	2.50			9.60	4.80	3.40	BF	BG		BG
MS24585-345	MS24585-1345		MS24585-C345			19.05	2.75			10.57	5.05	3.08	BF	BG		BG
MS24585-346	MS24585-1346		MS24585-C346			20.57	3.00			11.53	5.33	2.82	BF	BG		BG
MS24585-347	MS24585-1347		MS24585-C347			22.35	3.25			12.50	5.59	2.61	BF	BG		BG
MS24585-348	MS24585-1348		MS24585-C348			23.88	3.50			13.44	5.87	2.43	BF	BG		BG
MS24585-349	MS24585-1349		MS24585-C349			25.40	3.75			14.40	6.12	2.26	BF	BG		BG
MS24585-350	MS24585-1350		MS24585-C350			28.45	4.25			16.33	6.65	2.00	BG	BH		BH
MS24585-351	MS24585-1351		MS24585-C351			31.75	4.75			18.26	7.19	1.79	BG	BH		BH
MS24585-352	MS24585-1352		MS24585-C352			35.05	5.25			20.17	7.72	1.61	BG	BH		BH
MS24585-353	MS24585-1353		MS24585-C353			38.10	5.75			22.10	8.26	1.47	BG	BH		BH
MS24585-354	MS24585-1354	MS24585-2354	MS24585-C354		1.14	14.22	2.00	3.45	39.46	6.88	4.57	5.73	BF	BG	BF	BG
MS24585-355	MS24585-1355	MS24585-2355	MS24585-C355			15.75	2.25			7.75	4.85	5.10	BF	BG	BF	BG
MS24585-356	MS24585-1356	MS24585-2356	MS24585-C356			17.53	2.50			8.61	5.13	4.59	BF	BG	BF	BG
MS24585-357	MS24585-1357	MS24585-2357	MS24585-C357			19.05	2.75			9.47	5.44	4.17	BF	BG	BF	BG
MS24585-358	MS24585-1358	MS24585-2358	MS24585-C358			20.57	3.00			10.34	5.72	3.82	BF	BG	BF	BG
MS24585-359	MS24585-1359	MS24585-2359	MS24585-C359			22.35	3.50			12.07	6.27	3.27	BF	BG	BF	BG
MS24585-360	MS24585-1360	MS24585-2360	MS24585-C360			23.88	3.75			12.93	6.58	3.05	BF	BG	BF	BG

● Ends are Ground. (MS24585)

LEE STOCK NUMBER				OD	WD	FREE LENGTH	ACTIVE COILS	DEFLECTION PER COIL	LOAD	DEFLECTION	SOLID HEIGHT	RATE	PRICE GROUP			
MUSIC WIRE			STAINLESS STEEL													
UNPLATED (U)	CAD. PLATE (C)	ZINC PLATE (Z)	PASSIVATED (S)	MM	MM	MM		MM	N	MM	MM	N/MM	U	C	Z	S
MS24585-361	MS24585-1361	MS24585-2361	MS24585-C361	12.70	1.14	25.40	4.00	3.45	39.46	13.79	6.86	2.85	BF	BG	BF	BG
MS24585-362	MS24585-1362	MS24585-2362	MS24585-C362			28.45	4.50			15.52	7.42	2.54	BG	BH	BG	BH
MS24585-363	MS24585-1363	MS24585-2363	MS24585-C363			31.75	5.00			17.25	8.00	2.29	BG	BH	BG	BH
MS24585-364	MS24585-1364	MS24585-2364	MS24585-C364			35.05	5.50			18.97	8.56	2.08	BG	BH	BG	BH
MS24585-365	MS24585-1365	MS24585-2365	MS24585-C365			38.10	6.00			20.70	9.14	1.91	BG	BJ	BG	BJ
MS24585-366	MS24585-1366		MS24585-C366		1.40	12.70	2.00	2.51	68.59	5.03	5.59	13.64	BF	BH		BH
MS24585-367	MS24585-1367		MS24585-C367			14.22	2.25			5.66	5.94	12.10	BF	BH		BH
MS24585-368	MS24585-1368		MS24585-C368			15.75	2.75			6.91	6.63	9.93	BF	BH		BH
MS24585-369	MS24585-1369		MS24585-C369			17.53	3.00			7.54	6.99	9.09	BF	BH		BH
MS24585-370	MS24585-1370		MS24585-C370			19.05	3.25			8.18	7.34	8.39	BF	BH		BH
MS24585-371	MS24585-1371		MS24585-C371			20.57	3.75			9.42	8.03	7.29	BF	BH		BH
MS24585-372	MS24585-1372		MS24585-C372			22.35	4.00			10.06	8.38	6.81	BF	BH		BH
MS24585-373	MS24585-1373		MS24585-C373			23.88	4.50			11.30	9.07	6.06	BF	BH		BH
MS24585-374	MS24585-1374		MS24585-C374			25.40	4.75			11.94	9.42	5.74	BF	BH		BH
MS24585-375	MS24585-1375		MS24585-C375			28.45	5.25			13.21	10.13	5.18	BG	BH		BH
MS24585-376	MS24585-1376		MS24585-C376			31.75	6.00			15.09	11.18	4.54	BG	BH		BH
MS24585-377	MS24585-1377		MS24585-C377			35.05	6.50			16.33	11.86	4.20	BG	BH		BH
MS24585-378	MS24585-1378		MS24585-C378			38.10	7.25			18.24	12.93	3.77	BG	BH		BH
MS24585-379	MS24585-1379	MS24585-2379	MS24585-C379	13.97	0.97	19.05	2.00	5.52	22.43	11.05	3.86	2.03	BF	BH	BF	BH
MS24585-380	MS24585-1380	MS24585-2380	MS24585-C380			20.57	2.30			12.70	4.14	1.77	BF	BH	BF	BH
MS24585-381	MS24585-1381	MS24585-2381	MS24585-C381			22.35	2.50			13.79	4.34	1.63	BF	BH	BF	BH
MS24585-382	MS24585-1382	MS24585-2382	MS24585-C382			23.88	2.70			14.91	4.55	1.51	BF	BH	BF	BH
MS24585-383	MS24585-1383	MS24585-2383	MS24585-C383			25.40	2.90			16.00	4.72	1.40	BF	BH	BF	BH
MS24585-384	MS24585-1384	MS24585-2384	MS24585-C384			28.45	3.30			18.21	5.11	1.23	BG	BH	BG	BH
MS24585-385	MS24585-1385	MS24585-2385	MS24585-C385			31.75	3.60			19.89	5.41	1.12	BG	BH	BG	BH
MS24585-386	MS24585-1386	MS24585-2386	MS24585-C386			35.05	4.00			22.10	5.79	1.02	BG	BH	BG	BH
MS24585-387	MS24585-1387	MS24585-2387	MS24585-C387			38.10	4.40			24.28	6.17	0.93	BG	BH	BG	BH
MS24585-388	MS24585-1388	MS24585-2388	MS24585-C388		1.14	15.75	2.00	4.30	35.99	8.61	4.57	4.19	BF	BH	BF	BH
MS24585-389	MS24585-1389	MS24585-2389	MS24585-C389			17.53	2.25			9.68	4.85	3.71	BF	BH	BF	BH
MS24585-390	MS24585-1390	MS24585-2390	MS24585-C390			19.05	2.50			10.74	5.13	3.35	BF	BH	BF	BH
MS24585-391	MS24585-1391	MS24585-2391	MS24585-C391			20.57	2.70			11.61	5.36	3.10	BF	BH	BF	BH
MS24585-392	MS24585-1392	MS24585-2392	MS24585-C392			22.35	2.95			12.70	5.66	2.84	BF	BH	BF	BH
MS24585-393	MS24585-1393	MS24585-2393	MS24585-C393			23.88	3.20			13.77	5.94	2.61	BF	BH	BF	BH
MS24585-394	MS24585-1394	MS24585-2394	MS24585-C394			25.40	3.40			14.63	6.17	2.45	BF	BH	BF	BH
MS24585-395	MS24585-1395	MS24585-2395	MS24585-C395			28.45	3.85			16.56	6.68	2.17	BG	BH	BG	BH
MS24585-396	MS24585-1396	MS24585-2396	MS24585-C396			31.75	4.35			18.72	7.26	1.93	BG	BH	BG	BH
MS24585-397	MS24585-1397	MS24585-2397	MS24585-C397			35.05	4.80			20.65	7.77	1.73	BG	BH	BG	BH
MS24585-398	MS24585-1398	MS24585-2398	MS24585-C398			38.10	5.30			22.81	8.33	1.58	BG	BH	BG	BH
MS24585-399	MS24585-1399		MS24585-C399		1.40	14.22	2.00	3.15	62.50	6.30	5.59	9.91	BF	BG		BG
MS24585-400	MS24585-1400		MS24585-C400			15.75	2.25			7.09	5.94	8.81	BF	BG		BG
MS24585-401	MS24585-1401		MS24585-C401			17.53	2.65			8.36	6.50	7.48	BF	BG		BG
MS24585-402	MS24585-1402		MS24585-C402			19.05	2.90			9.14	6.83	6.83	BF	BG		BG
MS24585-403	MS24585-1403		MS24585-C403			20.57	3.20			10.08	7.26	6.20	BF	BG		BG
MS24585-404	MS24585-1404		MS24585-C404			22.35	3.50			11.02	7.67	5.67	BF	BG		BG
MS24585-405	MS24585-1405		MS24585-C405			23.88	3.80			11.96	8.10	5.22	BF	BG		BG
MS24585-406	MS24585-1406		MS24585-C406			25.40	4.10			12.93	8.51	4.83	BF	BG		BG
MS24585-407	MS24585-1407		MS24585-C407			28.45	4.60			14.50	9.22	4.31	BG	BH		BH
MS24585-408	MS24585-1408		MS24585-C408			31.75	5.20			16.38	10.06	3.82	BG	BH		BH
MS24585-409	MS24585-1409		MS24585-C409			35.05	5.80			18.29	10.90	3.42	BG	BH		BH
MS24585-410	MS24585-1410		MS24585-C410			38.10	6.40			20.17	11.73	3.10	BG	BH		BH
MS24585-411	MS24585-1411	MS24585-2411	MS24585-C411		1.60	14.22	2.20	2.55	90.43	5.59	6.73	16.18	BF	BH	BF	BH
MS24585-412	MS24585-1412	MS24585-2412	MS24585-C412			15.75	2.50			6.35	7.19	14.24	BF	BH	BF	BH
MS24585-413	MS24585-1413	MS24585-2413	MS24585-C413			17.53	2.90			7.37	7.85	12.28	BF	BH	BF	BH
MS24585-414	MS24585-1414	MS24585-2414	MS24585-C414			19.05	3.20			8.13	8.33	11.12	BF	BH	BF	BH
MS24585-415	MS24585-1415	MS24585-2415	MS24585-C415			20.57	3.50			8.89	8.79	10.18	BF	BH	BF	BH
MS24585-416	MS24585-1416	MS24585-2416	MS24585-C416			22.35	3.80			9.65	9.27	9.37	BF	BH	BF	BH
MS24585-417	MS24585-1417	MS24585-2417	MS24585-C417			23.88	4.20			10.67	9.93	8.48	BF	BH	BF	BH
MS24585-418	MS24585-1418	MS24585-2418	MS24585-C418			25.40	4.50			11.43	10.39	7.92	BG	BJ	BG	BJ
MS24585-419	MS24585-1419	MS24585-2419	MS24585-C419			28.45	5.10			12.98	11.35	6.97	BG	BJ	BG	BJ
MS24585-420	MS24585-1420	MS24585-2420	MS24585-C420			31.75	5.70			14.50	12.32	6.23	BG	BJ	BG	BJ

Ends are Ground. (MS24585)

LEE STOCK NUMBER				OD	WD	FREE LENGTH	ACTIVE COILS	DEFLECTION PER COIL	LOAD	DEFLECTION	SOLID HEIGHT	RATE	PRICE GROUP			
MUSIC WIRE			STAINLESS STEEL													
UNPLATED (U)	CAD. PLATE (C)	ZINC PLATE (Z)	PASSIVATED (S)	MM	MM	MM		MM	N	MM	MM	N/MM	U	C	Z	S
MS24585-421	MS24585-1421	MS24585-2421	MS24585-C421	13.97	1.60	35.05	6.40	2.55	90.43	16.28	13.44	5.55	BG	BJ	BG	BJ
MS24585-422	MS24585-1422	MS24585-2422	MS24585-C422			38.10	7.00			17.81	14.40	5.08	BG	BJ	BG	BJ
MS24585-423	MS24585-1423		MS24585-C423	16.51	1.07	22.35	2.00	6.99	25.42	13.97	4.27	1.82	BF	BH		BH
MS24585-424	MS24585-1424		MS24585-C424			23.88	2.10			14.68	4.37	1.73	BG	BJ		BJ
MS24585-425	MS24585-1425		MS24585-C425			25.40	2.30			16.08	4.60	1.58	BG	BJ		BJ
MS24585-426	MS24585-1426		MS24585-C426			28.45	2.60			18.16	4.90	1.40	BG	BJ		BJ
MS24585-427	MS24585-1427		MS24585-C427			31.75	2.90			20.27	5.23	1.26	BG	BJ		BJ
MS24585-428	MS24585-1428		MS24585-C428			35.05	3.20			22.35	5.54	1.14	BG	BJ		BJ
MS24585-429	MS24585-1429		MS24585-C429			38.10	3.50			24.46	5.87	1.03	BG	BJ		BJ
MS24585-430	MS24585-1430	MS24585-2430	MS24585-C430		1.14	22.35	2.10	6.30	30.67	13.23	4.67	2.31	BF	BH	BF	BH
MS24585-431	MS24585-1431	MS24585-2431	MS24585-C431			23.88	2.30			14.48	4.90	2.12	BG	BJ	BG	BJ
MS24585-432	MS24585-1432	MS24585-2432	MS24585-C432			25.40	2.50			15.75	5.13	1.94	BG	BJ	BG	BJ
MS24585-433	MS24585-1433	MS24585-2433	MS24585-C433			28.45	2.80			17.65	5.49	1.73	BG	BJ	BG	BJ
MS24585-434	MS24585-1434	MS24585-2434	MS24585-C434			31.75	3.10			19.53	5.82	1.58	BG	BJ	BG	BJ
MS24585-435	MS24585-1435	MS24585-2435	MS24585-C435			35.05	3.50			22.05	6.27	1.38	BG	BJ	BG	BJ
MS24585-436	MS24585-1436	MS24585-2436	MS24585-C436			38.10	3.80			23.95	6.63	1.28	BG	BJ	BG	BJ
MS24585-437	MS24585-1437		MS24585-C437		1.40	19.05	2.10	4.68	53.42	9.83	5.72	5.43	BH	BJ		BJ
MS24585-438	MS24585-1438		MS24585-C438			20.57	2.30			10.77	5.99	4.96	BH	BJ		BJ
MS24585-439	MS24585-1439		MS24585-C439			22.35	2.60			12.17	6.43	4.40	BH	BJ		BJ
MS24585-440	MS24585-1440		MS24585-C440			23.88	2.80			13.11	6.71	4.08	BH	BJ		BJ
MS24585-441	MS24585-1441		MS24585-C441			25.40	3.00			14.05	6.99	3.80	BH	BJ		BJ
MS24585-442	MS24585-1442		MS24585-C442			28.45	3.40			15.93	7.54	3.36	BH	BJ		BJ
MS24585-443	MS24585-1443		MS24585-C443			31.75	3.80			17.78	8.10	3.01	BH	BJ		BJ
MS24585-444	MS24585-1444		MS24585-C444			35.05	4.30			20.12	8.79	2.66	BH	BJ		BJ
MS24585-445	MS24585-1445		MS24585-C445			38.10	4.70			22.00	9.35	2.43	BH	BJ		BJ
MS24585-446	MS24585-1446	MS24585-2446	MS24585-C446		1.60	17.53	2.15	3.81	77.22	8.18	6.63	9.44	BH	BJ	BH	BJ
MS24585-447	MS24585-1447	MS24585-2447	MS24585-C447			19.05	2.40			9.14	7.04	8.44	BH	BJ	BH	BJ
MS24585-448	MS24585-1448	MS24585-2448	MS24585-C448			20.57	2.65			10.08	7.44	7.65	BH	BJ	BH	BJ
MS24585-449	MS24585-1449	MS24585-2449	MS24585-C449			22.35	2.90			11.05	7.85	6.99	BH	BJ	BH	BJ
MS24585-450	MS24585-1450	MS24585-2450	MS24585-C450			23.88	3.10			11.81	8.15	6.53	BH	BJ	BH	BJ
MS24585-451	MS24585-1451	MS24585-2451	MS24585-C451			25.40	3.40			12.95	8.64	5.95	BH	BJ	BH	BJ
MS24585-452	MS24585-1452	MS24585-2452	MS24585-C452			28.45	3.80			14.48	9.27	5.34	BJ	BJ	BJ	BJ
MS24585-453	MS24585-1453	MS24585-2453	MS24585-C453			31.75	4.30			16.36	10.08	4.73	BJ	BJ	BJ	BJ
MS24585-454	MS24585-1454	MS24585-2454	MS24585-C454			35.05	4.80			18.26	10.87	4.22	BJ	BJ	BJ	BJ
MS24585-455	MS24585-1455	MS24585-2455	MS24585-C455			38.10	5.30			20.17	11.68	3.84	BJ	BJ	BJ	BJ
MS24585-456	MS24585-1456		MS24585-C456	17.78	1.07	25.40	2.00	8.25	23.68	16.51	4.27	1.44	BG	BJ		BJ
MS24585-457	MS24585-1457		MS24585-C457			28.45	2.20			18.14	4.47	1.31	BG	BJ		BJ
MS24585-458	MS24585-1458		MS24585-C458			31.75	2.50			20.62	4.80	1.16	BG	BJ		BJ
MS24585-459	MS24585-1459		MS24585-C459			35.05	2.80			23.09	5.13	1.03	BG	BJ		BJ
MS24585-460	MS24585-1460		MS24585-C460			38.10	3.10			25.43	5.44	0.93	BG	BJ		BJ
MS24585-461	MS24585-1461	MS24585-2461	MS24585-C461		1.14	25.40	2.10	7.45	28.56	15.65	4.67	1.82	BG	BJ	BG	BJ
MS24585-462	MS24585-1462	MS24585-2462	MS24585-C462			28.45	2.40			17.88	5.03	1.59	BG	BJ	BG	BJ
MS24585-463	MS24585-1463	MS24585-2463	MS24585-C463			31.75	2.70			20.12	5.36	1.42	BG	BJ	BG	BJ
MS24585-464	MS24585-1464	MS24585-2464	MS24585-C464			35.05	3.00			22.35	5.72	1.28	BG	BJ	BG	BJ
MS24585-465	MS24585-1465	MS24585-2465	MS24585-C465			38.10	3.30			24.56	5.99	1.16	BG	BJ	BG	BJ
MS24585-466	MS24585-1466		MS24585-C466		1.40	20.57	2.00	5.55	49.73	11.10	5.59	4.48	BG	BJ		BJ
MS24585-467	MS24585-1467		MS24585-C467			22.35	2.20			12.22	5.87	4.06	BG	BJ		BJ
MS24585-468	MS24585-1468		MS24585-C468			23.88	2.40			13.31	6.15	3.73	BG	BJ		BJ
MS24585-469	MS24585-1469		MS24585-C469			25.40	2.60			14.43	6.43	3.45	BG	BJ		BJ
MS24585-470	MS24585-1470		MS24585-C470			28.45	3.00			16.64	6.99	2.99	BG	BJ		BJ
MS24585-471	MS24585-1471		MS24585-C471			31.75	3.30			18.31	7.39	2.71	BG	BJ		BJ
MS24585-472	MS24585-1472		MS24585-C472			35.05	3.70			20.52	7.95	2.42	BG	BJ		BJ
MS24585-473	MS24585-1473		MS24585-C473			38.10	4.10			22.76	8.51	2.19	BG	BJ		BJ
MS24585-474	MS24585-1474	MS24585-2474	MS24585-C474		1.60	19.05	2.10	4.53	71.93	9.50	6.55	7.57	BG	BJ	BG	BJ
MS24585-475	MS24585-1475	MS24585-2475	MS24585-C475			20.57	2.30			10.41	6.86	6.90	BG	BJ	BG	BJ
MS24585-476	MS24585-1476	MS24585-2476	MS24585-C476			22.35	2.50			11.33	7.19	6.36	BG	BJ	BG	BJ
MS24585-477	MS24585-1477	MS24585-2477	MS24585-C477			23.88	2.70			12.22	7.52	5.88	BG	BJ	BG	BJ
MS24585-478	MS24585-1478	MS24585-2478	MS24585-C478			25.40	2.90			13.13	7.85	5.48	BG	BJ	BG	BJ
MS24585-479	MS24585-1479	MS24585-2479	MS24585-C479			28.45	3.30			14.94	8.48	4.82	BH	BJ	BH	BJ
MS24585-480	MS24585-1480	MS24585-2480	MS24585-C480			31.75	3.70			16.76	9.12	4.29	BH	BJ	BH	BJ

● Ends are Ground. (MS24585)

LEE STOCK NUMBER				OD	WD	FREE LENGTH	ACTIVE COILS	DEFLECTION PER COIL	LOAD	DEFLECTION	SOLID HEIGHT	RATE	PRICE GROUP			
MUSIC WIRE			STAINLESS STEEL													
UNPLATED (U)	CAD. PLATE (C)	ZINC PLATE (Z)	PASSIVATED (S)	MM	MM	MM		MM	N	MM	MM	N/MM	U	C	Z	S
MS24585-481	MS24585-1481	MS24585-2481	MS24585-C481	17.78	1.60	35.05	4.20	4.53	71.93	19.02	9.93	3.78	BH	BJ	BH	BJ
MS24585-482	MS24585-1482	MS24585-2482	MS24585-C482			38.10	4.60			20.83	10.57	3.45	BH	BJ	BH	BJ
MS24585-483	MS24585-1483		MS24585-C483		1.70	17.53	2.00	4.14	86.34	8.28	6.81	10.42	BG	BJ		BJ
MS24585-484	MS24585-1484		MS24585-C484			19.05	2.20			9.12	7.14	9.47	BG	BJ		BJ
MS24585-485	MS24585-1485		MS24585-C485			20.57	2.40			9.93	7.49	8.69	BG	BJ		BJ
MS24585-486	MS24585-1486		MS24585-C486			22.35	2.60			10.77	7.82	8.02	BG	BJ		BJ
MS24585-487	MS24585-1487		MS24585-C487			23.88	2.90			12.01	8.33	7.18	BG	BJ		BJ
MS24585-488	MS24585-1488		MS24585-C488			25.40	3.10			12.83	8.69	6.73	BJ	BJ		BJ
MS24585-489	MS24585-1489		MS24585-C489			28.45	3.50			14.48	9.35	5.97	BJ	BJ		BJ
MS24585-490	MS24585-1490		MS24585-C490			31.75	4.00			16.56	10.21	5.22	BJ	BJ		BJ
MS24585-491	MS24585-1491		MS24585-C491			35.05	4.40			18.21	10.90	4.75	BJ	BJ		BJ
MS24585-492	MS24585-1492		MS24585-C492			38.10	4.90			20.29	11.73	4.26	BJ	BJ		BJ
MS24585-493	MS24585-1493	MS24585-2493	MS24585-C493	19.05	1.40	22.35	2.00	6.50	46.57	13.00	5.59	3.57	BG	BJ	BG	BJ
MS24585-494	MS24585-1494	MS24585-2494	MS24585-C494			23.88	2.10			13.64	5.72	3.42	BG	BJ	BG	BJ
MS24585-495	MS24585-1495	MS24585-2495	MS24585-C495			25.40	2.30			14.43	5.99	3.12	BG	BJ	BG	BJ
MS24585-496	MS24585-1496	MS24585-2496	MS24585-C496			28.45	2.60			16.89	6.43	2.75	BG	BJ	BG	BJ
MS24585-497	MS24585-1497	MS24585-2497	MS24585-C497			31.75	2.90			18.85	6.83	2.47	BG	BJ	BG	BJ
MS24585-498	MS24585-1498	MS24585-2498	MS24585-C498			35.05	3.30			21.44	7.39	2.17	BG	BJ	BG	BJ
MS24585-499	MS24585-1499	MS24585-2499	MS24585-C499			38.10	3.60			23.39	7.82	2.00	BG	BJ	BG	BJ
MS24585-500	MS24585-1500	MS24585-2500	MS24585-C500		1.60	20.57	2.00	5.32	67.30	10.64	6.40	6.32	BG	BJ	BG	BJ
MS24585-501	MS24585-1501	MS24585-2501	MS24585-C501			22.35	2.20			11.71	6.73	5.74	BG	BJ	BG	BJ
MS24585-502	MS24585-1502	MS24585-2502	MS24585-C502			23.88	2.40			12.75	7.04	5.27	BG	BJ	BG	BJ
MS24585-503	MS24585-1503	MS24585-2503	MS24585-C503			25.40	2.60			13.82	7.37	4.87	BG	BJ	BG	BJ
MS24585-504	MS24585-1504	MS24585-2504	MS24585-C504			28.45	2.90			15.42	7.82	4.36	BH	BJ	BH	BJ
MS24585-505	MS24585-1505	MS24585-2505	MS24585-C505			31.75	3.30			17.55	8.48	3.84	BH	BJ	BH	BJ
MS24585-506	MS24585-1506	MS24585-2506	MS24585-C506			35.05	3.70			19.66	9.12	3.42	BH	BJ	BH	BJ
MS24585-507	MS24585-1507	MS24585-2507	MS24585-C507			38.10	4.10			21.79	9.75	3.08	BH	BJ	BH	BJ
MS24585-508	MS24585-1508		MS24585-C508		1.70	19.05	1.90	4.86	80.82	9.25	6.63	8.74	BG	BJ		BJ
MS24585-509	MS24585-1509		MS24585-C509			20.57	2.10			10.21	6.99	7.92	BG	BJ		BJ
MS24585-510	MS24585-1510		MS24585-C510			22.35	2.30			11.18	7.32	7.23	BG	BJ		BJ
MS24585-511	MS24585-1511		MS24585-C511			23.88	2.50			12.17	7.65	6.64	BG	BJ		BJ
MS24585-512	MS24585-1512		MS24585-C512			25.40	2.70			13.13	8.00	6.15	BG	BJ		BJ
MS24585-513	MS24585-1513		MS24585-C513			28.45	3.10			15.09	8.69	5.36	BH	BJ		BJ
MS24585-514	MS24585-1514		MS24585-C514			31.75	3.50			17.02	9.35	4.75	BH	BJ		BJ
MS24585-515	MS24585-1515		MS24585-C515			35.05	3.90			18.97	10.03	4.26	BH	BJ		BJ
MS24585-516	MS24585-1516		MS24585-C516			38.10	4.30			20.90	10.72	3.87	BH	BJ		BJ
MS24585-517	MS24585-1517		MS24585-C517	21.59	1.60	25.40	1.90	7.55	59.70	14.33	6.25	4.13	BJ	BK		BK
MS24585-518	MS24585-1518		MS24585-C518			28.45	2.20			16.61	6.73	3.59	BJ	BK		BK
MS24585-519	MS24585-1519		MS24585-C519			31.75	2.50			18.87	7.19	3.17	BJ	BK		BK
MS24585-520	MS24585-1520		MS24585-C520			35.05	2.80			21.13	7.67	2.82	BJ	BK		BK
MS24585-521	MS24585-1521		MS24585-C521			38.10	3.00			22.66	8.00	2.63	BJ	BK		BK
MS24585-522	MS24585-1522		MS24585-C522		1.70	23.88	2.00	6.50	71.62	13.00	6.81	5.50	BJ	BK		BK
MS24585-523	MS24585-1523		MS24585-C523			25.40	2.10			13.67	6.99	5.24	BJ	BK		BK
MS24585-524	MS24585-1524		MS24585-C524			28.45	2.40			15.62	7.49	4.59	BJ	BK		BK
MS24585-525	MS24585-1525		MS24585-C525			31.75	2.80			18.21	8.18	3.91	BJ	BK		BK
MS24585-526	MS24585-1526		MS24585-C526			35.05	3.10			20.17	8.69	3.56	BJ	BK		BK
MS24585-527	MS24585-1527		MS24585-C527			38.10	3.40			22.12	9.19	3.24	BJ	BK		BK